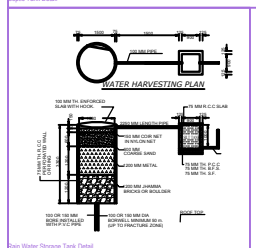
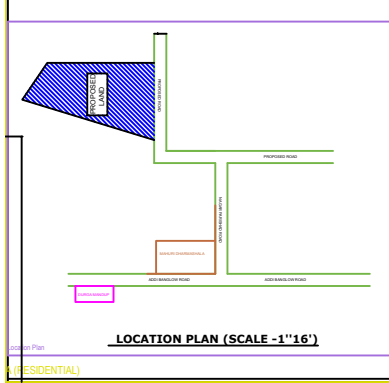
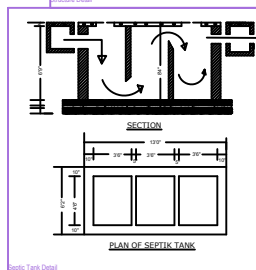
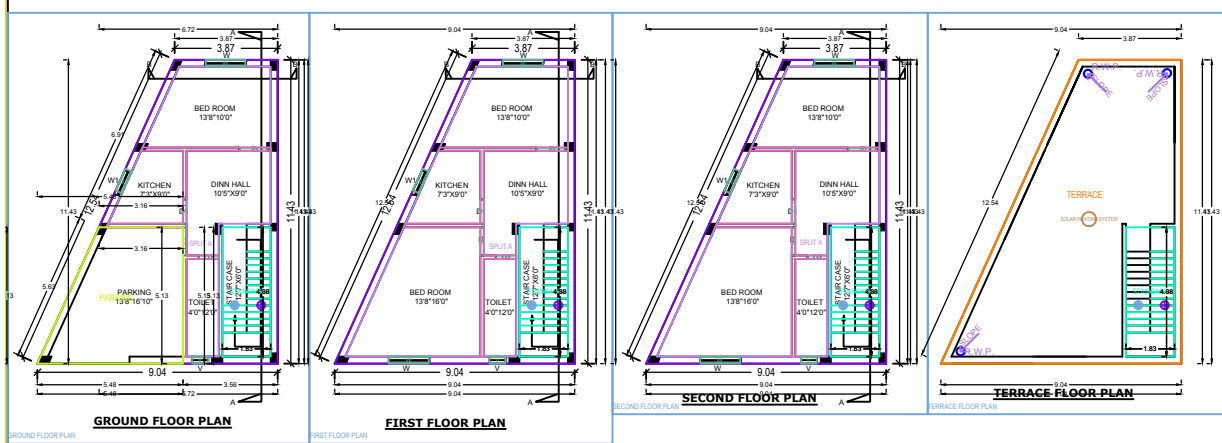
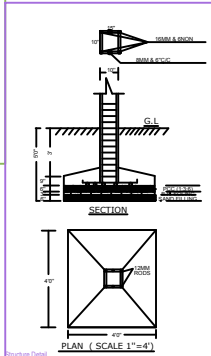
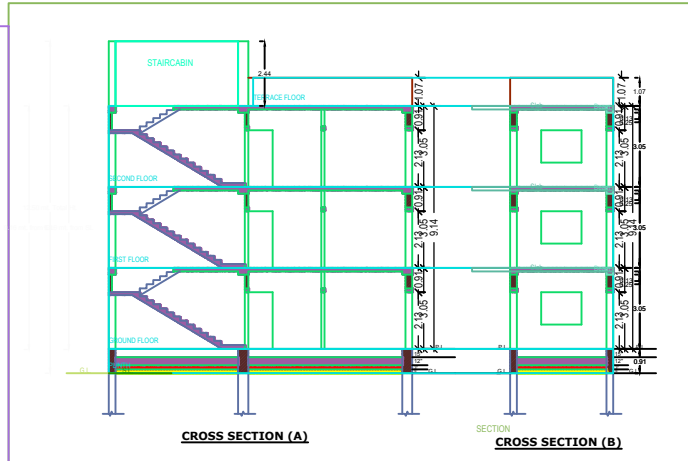


Project Title - SMT RENU DEVI

**PROPOSED RESIDENTIAL BUILDING PLAN OF SMT. RENU DEVI W/O SRI DILIP SAW**  
 AT- MOUZA - TELAIYA - WARD NO- 15, P.S.- TELAIYA ,P.S.- NO.-244, UNDER JHUMRI TELAIYA NAGAR PRISHAD  
 KHATA NO - 382 PLOT NO. - 5542 DIST. OF KODERMA ( JHARKHAND)



SCHEDULE OF DOORS/WINDOWS			BRIEF SPECIFICATION	BOUNDARY OF THE PLOT	AREA STATEMENT	SIGN. OF OWNER	SIGN. OF ENGINEER /ARCHITECT	
S.NO	TYPE	SIZE	REMARKS	FOUNDATION - ISOLATED FOUNDATION SUPER STR. - 10" & 5TH B.W. IN (1:5) (1:4) LINTEL - 6TH R.C.C. IN 1:2:4 BEAM - 10TH R.C.C. IN 1:2:4 ROOF SLAB - 4TH R.C.C. IN 1:2:4 FLOORING - IPS FLOORING	NORTH - ROAD SOUTH - LAND OF CENTRAL RAILWAY EAST - PLOT NO- 5553 WEST - PLOT NO- 5542	TOTAL AREA OF LAND - 3.1 DEC (1353 SQ.FT.) BUILT UP AREA GROUND FLOOR - 794 SQ.FT. BUILT UP AREA FIRST FLOOR - 794 SQ.FT. BUILT UP AREA SECOND FLOOR - 794 SQ.FT. TOTAL AREA - 2382 SQ.FT. (221.37 MSQ)		
1.	D	3'6"X7'0"	WOODEN					
2.	D1	3'0"X7'0"	WOODEN					
3.	D2	2'6"X7'0"	WOODEN					
4.	W	6'0"X4'0"	WOODEN					
5.	W1	3'0"X4'0"	WOODEN					
6.	V	1'6"X2'0"	WOODEN					

RESIDENTIAL