Project Title :SMT. OLEBHA

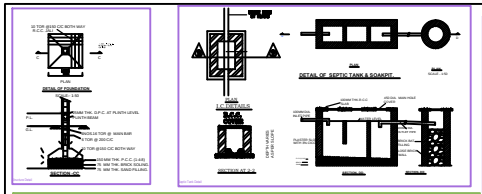



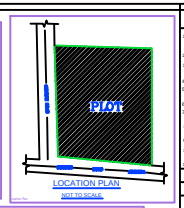

LOCATION PLAN
NOT TO SCALE

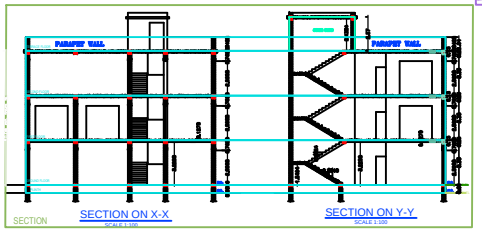

SECTION ON X-X
SCALE 1:100

SECTION ON Y-Y
SCALE 1:100

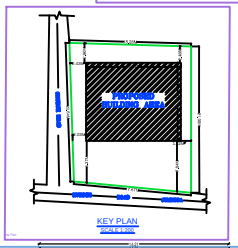

KEY PLAN
SCALE 1:200

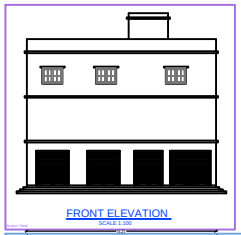

FRONT ELEVATION
SCALE 1:100

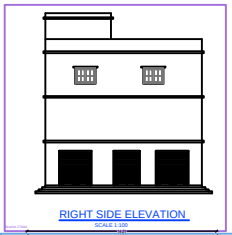

RIGHT SIDE ELEVATION
SCALE 1:100

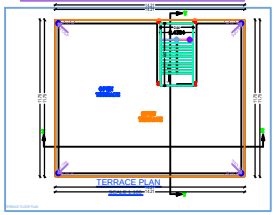

TERRACE PLAN
SCALE 1:100

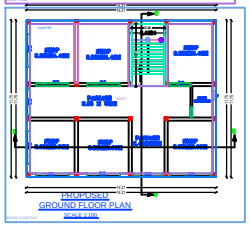

PROPOSED
GROUND FLOOR PLAN
SCALE 1:100

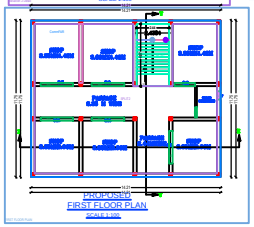

PROPOSED
FIRST FLOOR PLAN
SCALE 1:100

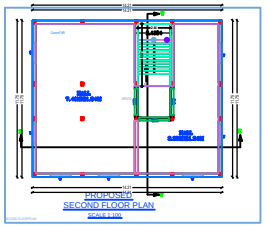

PROPOSED
SECOND FLOOR PLAN
SCALE 1:100

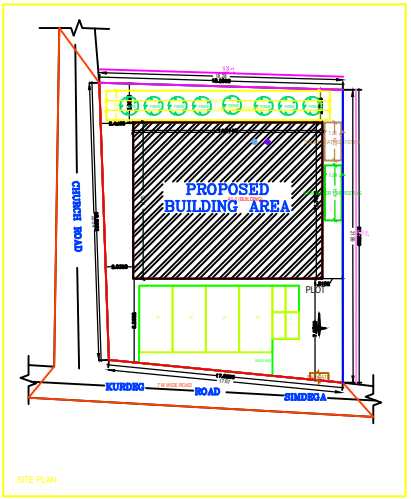

SITE PLAN

SPECIFICATIONS

1. BRICKWORK IN FOUNDATION & PLINTH SHALL BE OF FIRST CLASS BRICK IN CEMENTMORTAR 1:6 AND HALF BRICK WILL BE 1:4CEMENT MORTAR
2. MASONARY FOUNDATION WITH ISOLATED R.C.C COLUMN SHALL BE PROVIDED
3. CURTAIN GLAZING STRUCTURAL GLAZING OF GOOD QUALITY AND MARK VENTILATOR SYSTEM SHALL BE USED
4. ROLLING SHUTTER SHALL BE USED FOR SHOPS OPENINGS
5. M.S GLAZDIANNODIZED ALUMINIUMINCL SECCOLOR WINDOW AND R.C.C WITH CEMENT MORTOR 1:3
6. ALL R.C.C WORKS SHALL BE DONE IN 1:2:4 MIX CONCRETE
7. TATA TMT STEEL BARS SHALL BE USED IN R.C.C STRUCTURES COMMERCIAL QUALITY
8. ALL MASONARY SURFACE SHALL BE PLASTERED WITH CEMENT MORTAR 1:6 OVER R.C.C SLAB / P.C.C
9. ALLSTEEL AND WOOD WORK SHALL BE PAINTED WITH SYNTHETICINAL PAINT
10. ALL SANITARY AND ELECTRICAL FITTINGS SHALL BE OF STANDARD MANKAND WORKMENSHIP
11. KOTTA STONE / MOSAIC FLOORING INCLUDING STAIRCASE SALL BE USED

SCHEDULE OF OPENINGS

SL.NO.		SIZE	DESCRIPTION
1.	D	1.0X2.10	Sal wood chaukhat & Gamhar wood shutter
2.	D1		Sal wood chaukhat & Gamhar wood shutter
3.	D2		Sal wood chaukhat & Gamhar wood shutter
4.	W	1.5X1.20	Fully glazed window
5.	W1		Fully glazed window
6.	W2		Fully glazed window
7.	V	.60X.60	CEILING VANTILOTER
8.	R.S.	.60X.60	

SCHEDULE OF AREA

1. TOTAL PLOT AREA AS PER SITE	: 383.39 Sq.M
2. PROPOSED AREA AT GROUND FLOOR	: 166.98 Sq.M
3. PROPOSED AREA AT FIRST FLOOR	: 166.98 Sq.M
4. PROPOSED AREA AT SECOND FLOOR	: 166.98 Sq.M
5. TOTAL BUILD UP AREA	: 500.94 Sq.M
6. COVERED AREA	: 166.98X100 / 383.39 = 43.55 %

PROPOSED COMMERCIAL BUILDING FOR
SMT - OLEBHA
W/O -LATE HENRY TIRKEY
KHATA NO - 10, PLOT NO - 2454
BAKWA - 9.66 DECIMAL,
THANA NO -105,
MOHALLA - SAMTOLI
MAUZA -KHURY
DISTT - SIMDEGA (JHARKHAND)

SCALE - 1:100	DR.NO.
AS MENTIONED	1/1

Project Title	PROPOSED COMMERCIAL BUILDING FOR SMT. OLEBHA
Plot/Site No.	2454/10, 105/MOHALLA
Owner Name	SMT. OLEBHA
Owner - Address/Contact Details	Vill-Bakwa - Samtoli
Architect	Lalit Kr. Soni - 75
Plot Area (Sq. Meter) / (Sq. Yard)	383.39 Sq. Meter
Plot Area (Sq. Meter) / (Sq. Yard)	458.75
Name of the Building	Shop & Commercial Building
Number of the Floor	Ground + 2
Nature of Site	Plain
Site Location - NH	Within Ulb
Adjacent Road Width	9.00 Mtr.
Road Type	Bitumen
Height	9.00 Mtr.

Area Details			
Area of Plot (Minimum)	(A)		383.39
Net Plot Area Deducting Road Widening Portion Plot area	(A-Deductions)		383.39
Deductions for Balance Plot Area Given Road Area			
Total			0.00
Net Plot Area			383.39
Allowed Plot Area Site Plot Area Minus(Road+Parks area)	(A-Deductions)		383.39
Plot Area for Coverage Site Plot Area	(A-Deductions)		383.39
Plot Area for FAR Site Plot Area Minus(Road+Parks area)	(A-Deductions)		383.39
Permissible Coverage			
Maximum Coverage Area 50.00 %			191.69
Proposed Coverage Area 43.55 %			166.98
Permissible FAR			1.50
Proposed Area Plot			166.98
Total Built Up Area			500.94
Height of Building(s)			
Allowed Height(Meters)			16.00
Proposed Height(Meters)		10.50	
Number of Floors Allowed		Ground + 2	
Number of Floors Proposed		Ground + 2	

COLOR INDEX

EXIST BUILDING	
ABUTTING ROAD	
PROPOSED WORK (COVERAGE AREA)	
EXISTING (To be retained)	
EXISTING (To be demolished)	

Color Index:
PARKING CALCULATION:

Parking Type	Reqd No.	Provided No.
Car Parking	2	3.00
Scooter Parking	2	3.00
Bicycle Parking	2	3.00
Total Car	6	9.00

MARGIN DETAIL

Building / Plot No.	Road Name	Front Margin	Rear Margin	Side1 Margin	Side2 Margin
All / Proposed	18 Wide Road	3.00	3.00	1.50	1.50

FAR & Tenement Details (Table 6c-1)

Building	No. of Same Bldg	Total Built Up Area (Sq.mt.)	Proposed FAR Area (Sq.mt.)	Total FAR Area (Sq.mt.)
			Commercial	
A1 (BUILDING)	1	500.94	166.98	166.98
Grand Total	1	500.94	166.98	166.98

Building: A1 (BUILDING)

Floor Name	Total Built Up Area (Sq.mt.)	Proposed FAR Area (Sq.mt.)	Total FAR Area (Sq.mt.)
		Commercial	
Ground Floor	166.98	166.98	166.98
First Floor	166.98	166.98	166.98
Second Floor	166.98	166.98	166.98
Total:	500.94	500.94	500.94
Total Number of Same Buildings:	1		
Grand Total:	500.94	500.94	500.94

SCHEDULE OF JOINERY:

BUILDING NAME	NAME	DIMENSION	QUANTITY	NOS
A1 (BUILDING)	D	1.0X2.10	2.10	2
A1 (BUILDING)	D1	1.0X2.10	2.10	2
A1 (BUILDING)	D2	1.0X2.10	2.10	2
A1 (BUILDING)	W	1.5X1.20	1.80	12
A1 (BUILDING)	W1	1.5X1.20	1.80	12
A1 (BUILDING)	W2	1.5X1.20	1.80	12
A1 (BUILDING)	V	.60X.60	0.36	2
A1 (BUILDING)	R.S.	.60X.60	0.36	2
Total:				34

SCHEDULE OF JOINERY:

BUILDING NAME	NAME	DIMENSION	QUANTITY	NOS
A1 (BUILDING)	V	.60X.60	0.36	2
A1 (BUILDING)	R.S.	.60X.60	0.36	2
Total:				4

SHOPS Table for Building: A1 (BUILDING)

Floor	Shop No.	Shop Use	Shop Area	No. of Shops	No. of Toilets
GROUND FLOOR	SHOP1	SHOP	166.98	1	1
Total: GROUND FLOOR	SHOP1	SHOP	166.98	1	1
FIRST FLOOR	SHOP1	SHOP	166.98	1	1
Total: FIRST FLOOR	SHOP1	SHOP	166.98	1	1
SECOND FLOOR	SHOP1	SHOP	166.98	1	1
Total: SECOND FLOOR			166.98	1	1