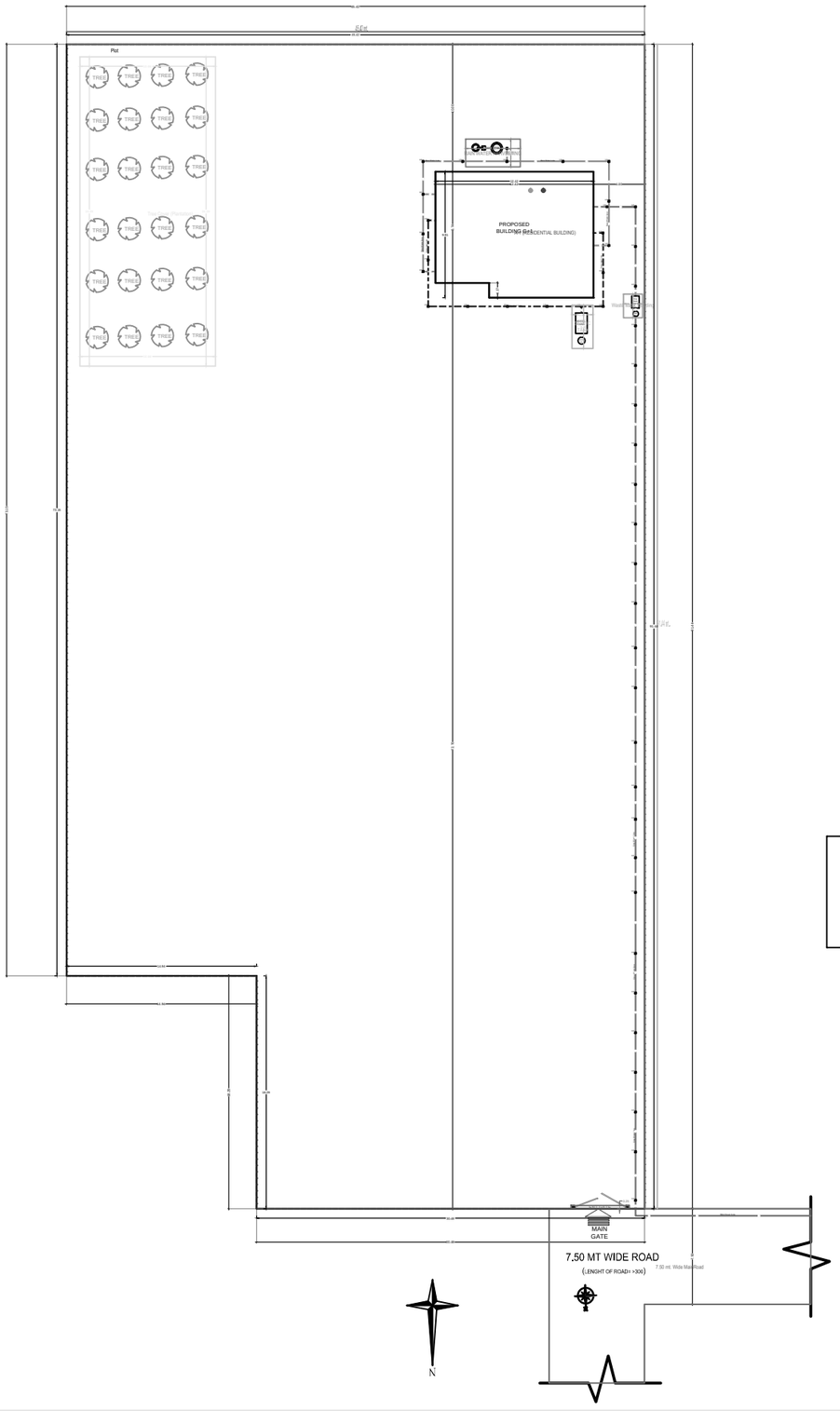

Project Title :Residential Building G+1

ELEVATION-1

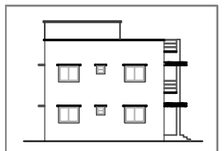
ELEVATION-2

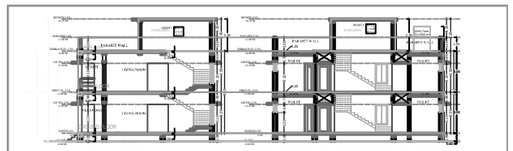
SECTION SECTION


GROUND FLOOR PLAN

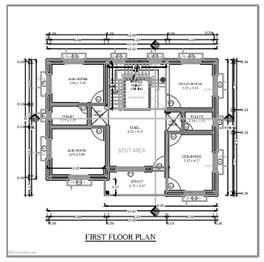
FIRST FLOOR PLAN

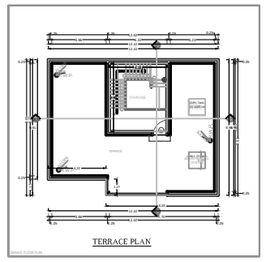
TERRACE PLAN

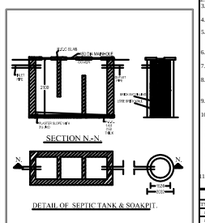
SECTION N-N

DETAIL OF SEPTIC TANK & SOAKPIT.

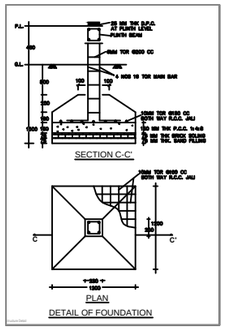
SECTION C-C'

PLAN

DETAIL OF FOUNDATION


DETAIL OF GROUND WATER RECHAREGING PIT WITH SLIT TANK.

(SCALE 1:50)

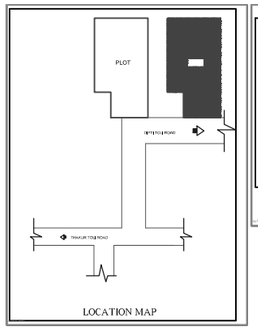

LOCATION MAP

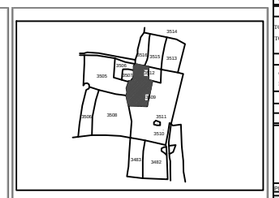

VILLAGE MAP

STRUCTURAL SAFETY

This is to certify that the structural design of the building will be as per IS 1893-1984 and IS 4326-1993 to make the same earthquake resistant.

SPECIFICATIONS :-

1. ALL DIMENSIONS ARE IN MILLIMETERS.
2. FOUNDATION DEPTH UPTO GOOD SOIL.
3. FLAT BRICK SOLING IN FOUNDATION
4. AND PLINTH
5. ALL RCC WORK WITH THK P.C.C(1:3:6) IN FOUNDATION AND FLOORING.
6. ALL R.C.C WORK OF M-20(1:1.5:3) CONCRETE MIX IN BEAMS,COLUMNS CHAJJAS AND ROOF SLAB.
7. SUPERSTRUCTURE IN 75A/75B CLASS BRICKWORK FOR THE ENTIRE BUILDING.
8. CEMENT MORTAR OF MIX(1:6) FOR ENTIRE STRUCTURE AND PLASTER WORK.
9. ALL DOOR AND WINDOWS IN SAL WOOD CHAUKHATS AND GAMBHAR WOOD PANEL,GLASS FITTINGS.
10. FLOORING IN LP.S/MARBLE/VITRIFIED TILES/GRANITE WITH ALL SPECIFICATIONS.
11. PLASTER OF PARIS IN INTERNAL WALLS AND BIRLA WHITE IN EXTERNAL SURFACE OF WALL. WITH DISTEMPER/OIL DISTEMPER/PLASTIC PAINT IN THE INTERNAL FINISHING AND WEATHER COAT/SNOWCEM/TEXTURED ON EXTERNAL SURFACE WALL OF THE BUILDING.
12. ALL FITTING WITH ISI MARKED AND APPROVED OF THE GOVT

SCHEDULE OF OPENINGS :-

TYPE	SILL	WIDTH	HEIGHTS	REMARKS
D1	00	0.90	2.45	WOODEN	SINGLE PANEL
D2	00	0.90	2.10	WOODEN	SINGLE PANEL
D3	00	0.75	2.10	COMPOSITE	SINGLE PANEL
W1	0.60	1.50	2.15	WOODEN	GLAZ PANEL
W2	1.05	0.90	1.05	WOODEN	GLAZ PANEL
W3	0.60	0.90	1.20	WOODEN	GLAZ PANEL
W4	00	00	2.00	ALUMINIUM	FIXED PANEL
V	2.00	0.60	0.60	VENTILATOR	ALUMINIUM

AREA CALCULATION :-

TOTAL PLOT AREA AS PER DEED = 3886.39 Sq.mt

TOTAL PLOT AREA AS ON SITE = 3879.63 Sq.mt

NET PLOT AREA = 3879.63 Sq.mt

GROUND FLOOR AREA = 118.11 Sq.mt

FIRST FLOOR AREA = 118.11 Sq.mt

TOTAL B.U AREA = 236.22Sq.mt

GROUND COVERAGE =3.04%

F.A.R. ACHIEVED = 0.06

NAME : MR. WILLIAM DUNGDUNG
S/O. LATE. JOSEPH DUNGDUNG

VILLAGE : GOTRA

THANA NO : 80

KHATA NO : 236

R.S.PLOT NO : 3509,3512

SUB PLOT NO : 3509,3512

PROJECT : **RESIDENTIAL BUILDING (G+1)**

SHEET TITLE : PLAN,ELEVATION, SECTION, DETAILS

DATE :

SCALE : 1:100

DRAWING NO. :

RELEASED FOR :

DRAWN BY : SAGAR

CHECKED BY : ABHISHEK EKKA

One Design Architects
Regd. Office: Ground Floor,
Near Kalibadi, Main Bahera Ambikapur
Bhaskar, Bilaspur - 495001, Chhattisgarh
Mobile No. +91 7869851184
Email id : vishwakarma.abhishek@gmail.com

This drawing is sole property of M/S One Design Architects which shall not be reproduced or used without the consent of the owner.

SIGNATURE OF CLIENT | SIGNATURE OF ARCHITECT

COLOR INDEX
PLOT BOUNDARY
ABUTTING ROAD
PROPOSED WORK (COVERAGE AREA)
EXISTING (To be retained)
EXISTING (To be demolished)

Color Index:

MARGIN DETAIL:

Building Name	Road Name	Front Margin	Rear Margin	Side1 Margin	Side2 Margin
RESIDENTIAL BUILDING	7.50 mt. Wide Main Road	11.22	10.00	20.00	6.00

FAR & Tenement Details (Table 4c-1)

Building	No. of Same Bldg	Total Built Up Area (Sq.mt.)	Proposed FAR Area (Sq.mt.)	Total FAR Area (Sq.mt.)	Tnmt (No.)
A (RESIDENTIAL BUILDING)	1	236.22	236.22	236.22	01
Grand Total		236.22	236.22	236.22	01

Building A (RESIDENTIAL BUILDING)

Floor Name	Total Built Up Area (Sq.mt.)	Proposed FAR Area (Sq.mt.)	Total FAR Area (Sq.mt.)	Tnmt (No.)
		Residential		
GROUND FLOOR	118.11	118.11	118.11	00
FIRST FLOOR	118.11	118.11	118.11	00
TERRACE FLOOR	0.00	0.00	0.00	00
Total:	236.22	236.22	236.22	01
Total Number of Same Buildings :	1			
Grand Total:	236.22	236.22	236.22	01

SCHEDULE OF JOINERY:

BUILDING NAME	NAME	LENGTH	HEIGHT	NOS
A (RESIDENTIAL BUILDING)	D3	0.75	2.10	04
A (RESIDENTIAL BUILDING)	D2	0.90	2.10	01
A (RESIDENTIAL BUILDING)	D1	0.90	2.45	05
Total:				10

SCHEDULE OF JOINERY:

BUILDING NAME	NAME	LENGTH	HEIGHT	NOS
A (RESIDENTIAL BUILDING)	V	0.60	1.00	04
A (RESIDENTIAL BUILDING)	W4	0.90	1.50	04
A (RESIDENTIAL BUILDING)	W3	1.20	1.20	02
A (RESIDENTIAL BUILDING)	W2	1.05	1.20	04
A (RESIDENTIAL BUILDING)	W1	2.10	1.20	02
Total:				16

UnBUA Table for Building A (RESIDENTIAL BUILDING)

FLOOR	NAME	LENGTH FOOT	BUILDING NAME	Carpet Area	No. of Rooms	No. of Tenement
GROUND FLOOR	SPLIT AREA	FLAT		200.00	00.00	01
Total:				200.00	00.00	01