Project Title :LUCIA BILUNG

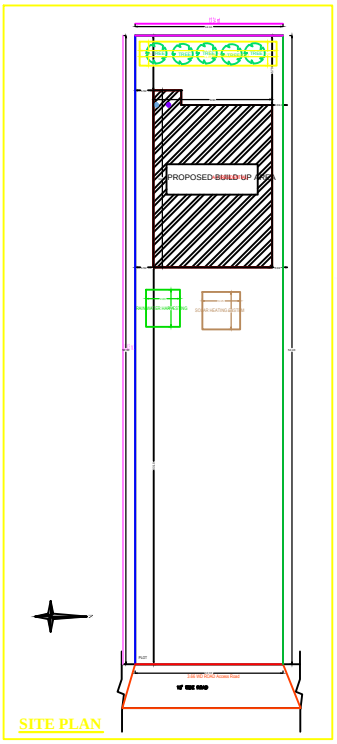


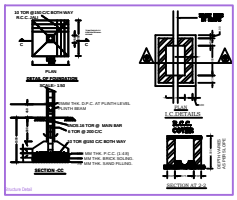


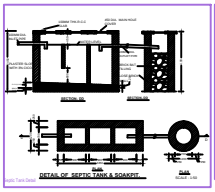




## SPECIFICATIONS

1.BRICKWORK IN FOUNDATION & PLINTH SHALL BE OF FIRST CLASS BRICK IN CEMENTMORTAR 1:6 AND HALF BRICK WILL BE 1:4CEMENT MORTAR

2.MASONARY FOUNDATION WITH ISOLATED R.C.C COLUMN SHALL BE PROVIDED

3. CURTAIN GLAZING STTUCTURAL GLAZING OF GOOD QUALITY AND MARK VENTILATOR SYSTEM SHALL BE USED

4. ROLLING SHUTTER SHALL BE USED FOR SHOPS OPENINGS

5. M.S GLAZEDANODIZED ALUMINIUMINCL SECCOLOR WINDOW AND R.C.C WITH CEMENT MORTOR 1:4

6. ALL R.C.C WORKS SHALL BE DONE IN 1:2:4 MIX CONCRETE

7. TATA TMT STEEL BARS SHALL BE USED IN R.C.C STRUCTURES COMMERCIAL QUALITY

8. ALL MASONARY SURFACE SHALL BE PLASTERED WITH CEMENT MORTAR 1:6 OVER R.C.C SLAB / P.C.C

9 ALLSTEEL AND WOOD WORK SHALL BE PAINTED WITH SYNTHETICENML.PAINT

10 ALL SANITARY AND ELECTRICAL FITTINGS SHALL BE OF STANDARD MARKAND WORKMENSHIP

11.KOTTA STONE / MOSAIC FLOORING INCLUDING STAIRCASE SALL BE USED

SL.NO. SCHEDULE OF OPENINGS

| Sl.NO. | SIZE | | DESCRIPTION |
|---|---|---|---|
| 1. | D | 1.07X2.13 | Sal wood chaukhat & Gamhar wood shutter |
| 2. | D1 | 0.91X2.13 | Sal wood chaukhat & Gamhar wood shutter |
| 3. | D2 | 0.76X2.13 | Sal wood chaukhat & Gamhar wood shutter |
| 4. | W1 | 1.22X1.22 | Fully glazied window |
| 5. | W2 | 0.91X1.22 | Fully glazied window |
| 7. | V | 0.61X0.61 | CELLING VANTILOTER |

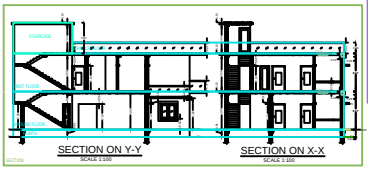


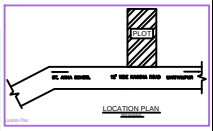


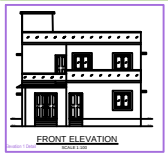

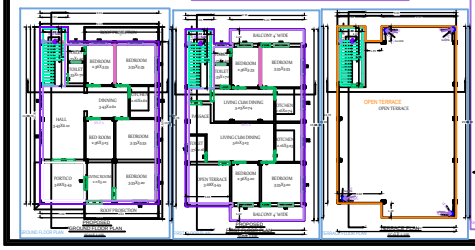

## SCHEDULE OF AREA

1. TOTAL PLOT AREA AS PER SITE : 647.16 SQM
2. PROPOSED AREA AT GROUND FLOOR : 136.95 SQM
3. PROPOSED AREA AT FIRST FLOOR : 136.95 SQM
4. TOTAL BUILD UP AREA : 273.9 SQM
5. COVERED AREA : 136.95X100 / 647.16 = 21.16%

PROPOSED RESIDENTIAL BUILDING FOR

MISS.- LUCIA BILUNG

D/O - SIIBANUS BILUNG

KHATA NO -268, PLOT NO -3132

RAKWA.- 16 DECIMAL.

THANA NO - 80

MOHALLA - KHANJA LOYA

MAUZA - GOTRA

DISTT. - SIMDEGA (JHARKHAND)


**RAJ CONSULTANCY**
CLUB COMPLEX ,GANDHI MAIDAN
MAIN ROAD SIMDEGA JHARKHAND
MOBILE - 094311-93425,093862-22833


| SCALE - 1:100 | SH.NO. |
|---|---|
| AS MENTIONED | 1/1 |

SIGNATURE OF LIC. ENGINEER | SIGNATURE OF OWNER

Building A (RESIDENTIAL)

| Floor Name | Total Built Up Area (Sq.mt.) | Deduct Area For Common Area (Sq.mt.) | Total FAR Area (Sq.mt.) | Tenet(No.) |
|---|---|---|---|---|
| Ground Floor | 136.95 | 136.95 | 136.95 | 1 |
| First Floor | 136.95 | 136.95 | 136.95 | 1 |
| Second Floor | 0.00 | 0.00 | 0.00 | 0 |
| Total: | 273.9 | 273.9 | 273.9 | 2 |
| Total Building | 1 | | | |
| GRAND TOTAL | 273.9 | 273.9 | 273.9 | 2 |

SCHEDULE OF JOINERY

| Name | Width | Height | Number | Nos |
|---|---|---|---|---|
| Door(D) | 1.07 | 2.13 | 1 | 1 |
| Door(D1) | 0.91 | 2.13 | 1 | 1 |
| Door(D2) | 0.76 | 2.13 | 1 | 1 |
| Window(W) | 1.22 | 1.22 | 1 | 1 |
| Window(W1) | 0.91 | 1.22 | 1 | 1 |
| Ventilator(V) | 0.61 | 0.61 | 1 | 1 |

SCHEDULE OF JOINERY

| Name | Width | Height | Number | Nos |
|---|---|---|---|---|
| Door(D) | 1.07 | 2.13 | 1 | 1 |
| Door(D1) | 0.91 | 2.13 | 1 | 1 |
| Door(D2) | 0.76 | 2.13 | 1 | 1 |
| Window(W) | 1.22 | 1.22 | 1 | 1 |
| Window(W1) | 0.91 | 1.22 | 1 | 1 |
| Ventilator(V) | 0.61 | 0.61 | 1 | 1 |

Ventilation Table for Building A (RESIDENTIAL)

| Name | Height | Width of Vent | Length of Vent | No. of Room | Req. Ventilation |
|---|---|---|---|---|---|
| Ground Floor | 3.05 | 0.47 | 19.61 | 1 | 1 |
| First Floor | 3.05 | | 19.61 | 1 | 1 |