Project Title :CORNELIUSH BARA

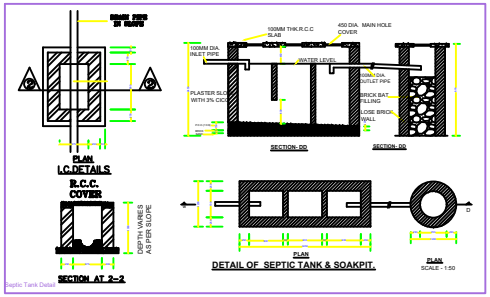

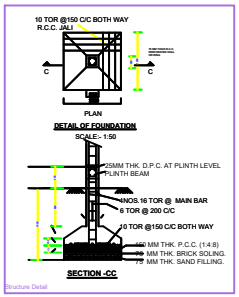

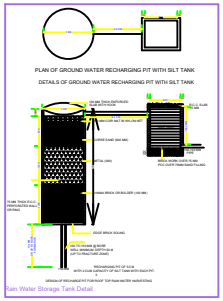

SPECIFICATIONS

1.BRICKWORK IN FOUNDATION & PLINTH SHALL BE OF FIRST CLASS BRICK IN CEMENTMORTAR 1:6 AND HALF BRICK WILL BE 1:4CEMENT MORTAR

2.MASONARY FOUNDATION WITH ISOLATED R.C.C COLUMN SHALL BE PROVIDED

3. CURTAIN GLAZING/ STTUCTURAL GLAZING OF GOOD QUALITY AND MARK VENTILATOR SYSTEM SHALL BE USED

4. ROLLING SHUTTER SHALL BE USED FOR SHOPS OPENINNGS

5. M.S GLAZED/ANODIZED ALUMINIUM/INCL SECCOLOR WINDOW AND R.C.C WITH CEMENT MORTOR 1:4

6. ALL R.C.C WORKS SHALL BE DONE IN 1:2:4 MIX CONCRETE

7. TATA TMT STEEL BARS SHALL BE USED IN R.C.C STRUCTURES COMMERCIAL QUALITY

8. ALL MASONARY SURFACE SHALL BE PLASTERED WITH CEMENT MORTAR 1:6 OVER R.C.C SLAB / P.C.C

9 ALLSTEEL AND WOOD WORK SHALL BE PAINTED WITH SYNTHETICENMIL PAINT

10 ALL SANITARY AND ELECTRICAL FITTINGS SHALL BE OF STANDARD MARKAND WORKMENSHIP

11.KOTTA STONE / MOSAIC FLOORING INCLUDING STAIRCASE SALL BE USED

SL.NO. SCHEDULE OF OPENINGS

Sl.NO.		SIZE	DESCRIPTION
1.	D	1.07X2.13	Sal wood chaukhat & Gamhar wood shutter
2.	D1	0.91X2.13	Sal wood chaukhat & Gamhar wood shutter
3.	D2	0.76X2.13	Sal wood chaukhat & Gamhar wood shutter
4.	W	1.52X1.52	Fully glazzed window
5.	W1	1.22X1.22	Fully glazzed window
7.	V	0.61X0.61	CELLING VANTILOTER

SCHEDULE OF AREA

1. TOTAL PLOT AREA AS PER SITE : 334.00 SQM
2. PROPOSED AREA AT GROUND FLOOR : 129.68 SQM
3. PROPOSED AREA AT FIRST FLOOR : 145.33 SQM
4. TOTAL BUILD UP AREA : 275.01 SQM
5. COVERED AREA : $\frac{129.68 \times 100}{334.00}$ = 38.82%

PROPOSED RESIDENTIAL BUILDING FOR

MR.- CORNELIUSH BARA
S/O - MATLAS BARA
KHATA NO -93 , PLOT NO -427
RAKWA.- 11 DECIMAL.
THANA NO - 116
MOHALLA - SHANTINAGAR
MAUZA - SIMDEGA
DISTT. - SIMDEGA (JHARKHAND)

RAJ CONSULTANCY
CLUB COMPLEX, GANDHI MAIDAN
MAIN ROAD SIMDEGA ,JHARKHAND
MOBILE - 094311-93425,093862-22833

SCALE - 1:100	Sl.NO.	
AS MENTIONED	1/1	

SIGNATURE OF LIC. ENGINEER | SIGNATURE OF OWNER

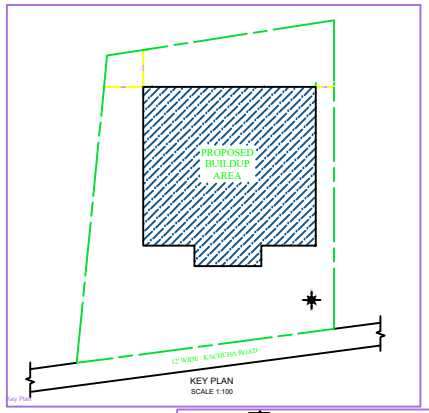

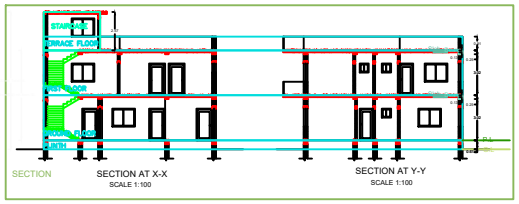

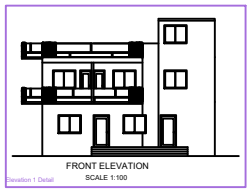

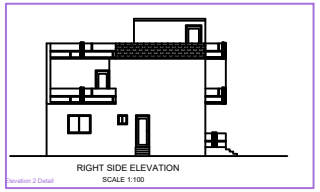

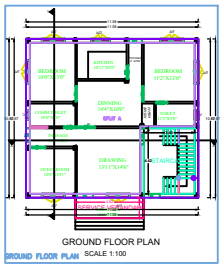

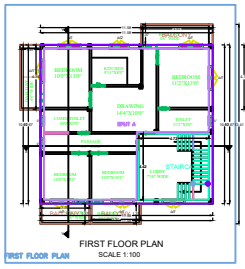

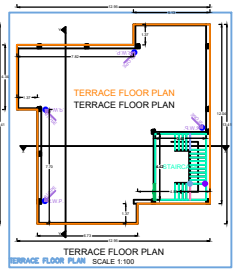

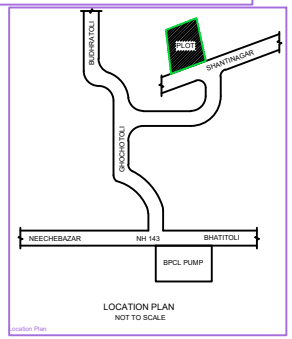

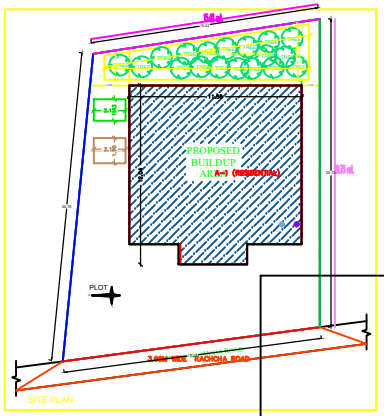

Building / Wing	Road Name	Front Margin	Rear Margin	Side1 Margin	Side2 Margin
A (RESIDENTIAL)	12'WIDE KACHCHA ROAD	4.02	3.47	3.63	1.55

FAR & Tenement Details (Table 4a-1)

Building	No. of Same Bldg	Total Built Up Area (Sqmt.)	Deduction Area In Sqmt.	Proposed FAR Area (Sqmt.)	Total FAR Area (Sqmt.)	Tenement (No.)
A (RESIDENTIAL)	1	275.02	13.69	261.33	261.33	01
Total	1	275.02	13.69	261.33	261.33	01

Building 1A (RESIDENTIAL)

Floor Name	Total Built Up Area (Sqmt.)	Deduction Area In Sqmt. (Stairs)	Proposed FAR Area (Sqmt.)	Total FAR Area (Sqmt.)	Tenement (No.)
Ground Floor	129.68	3.47	126.21	126.21	01
First Floor	145.33	10.22	135.11	135.11	00
Second Floor	0.00	0.00	0.00	0.00	00
Total :	275.01	13.69	261.33	261.33	01
Total Number of Building	1				
Total :	275.01	13.69	261.33	261.33	01

SCHEDULE OF JOINERY:

BUILDING NAME	NAME	LENGTH	HEIGHT	NOS
A (RESIDENTIAL)	D2	0.76	2.10	03
A (RESIDENTIAL)	D1	0.91	2.10	03
A (RESIDENTIAL)	D	1.07	2.10	13
A (RESIDENTIAL)	D'	1.22	2.10	01
Total :	-	-	-	20

SCHEDULE OF JOINERY:

BUILDING NAME	NAME	LENGTH	HEIGHT	NOS
A (RESIDENTIAL)	V	0.61	1.00	04
A (RESIDENTIAL)	W2	1.22	1.22	08
A (RESIDENTIAL)	W	1.52	1.52	13
Total :	-	-	-	25

Balcony Calculations Table

FLOOR	NOS	AREA	TOTAL AREA
FIRST FLOOR PLAN	1.07 X 0.23 X 2 X 2	0.98	31.44
	1.07 X 0.23 X 2 X 2	0.98	
	1.07 X 0.23 X 2 X 2	0.98	
SECOND FLOOR PLAN	1.07 X 0.23 X 2 X 2	0.98	6.24
Total :	-	-	37.68

UnitBUA Table for Building 1A (RESIDENTIAL)

FLOOR	Name	Unit Type	UnitBUA Area	Carpet Area	No. of Rooms	No. of Tenement
GROUND FLOOR PLAN	SPUT A	FLAT	129.68	126.21	03	1
Total :	-	-	129.68	126.21	03	1

COLOR INDEX

- PLOT BOUNDARY
- ABUTTING ROAD
- PROPOSED WORK (COVERAGE AREA)
- EXISTING (To be retained)
- EXISTING (To be demolished)

Color Index

SARGIN DETAIL: