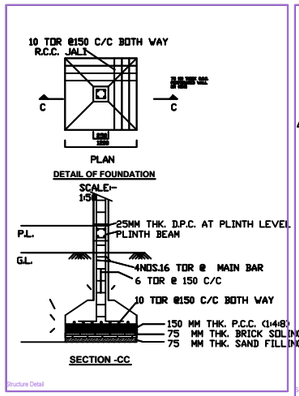


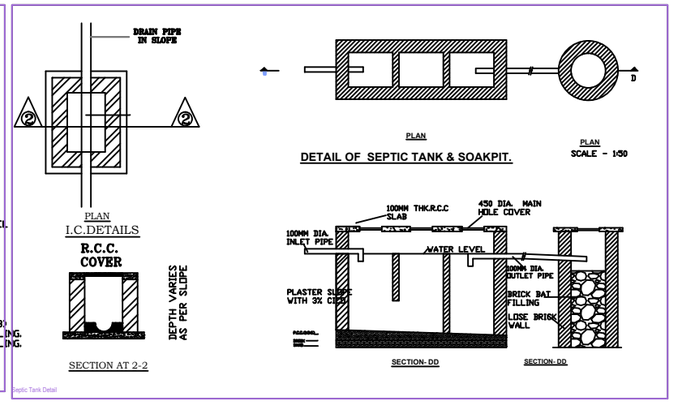


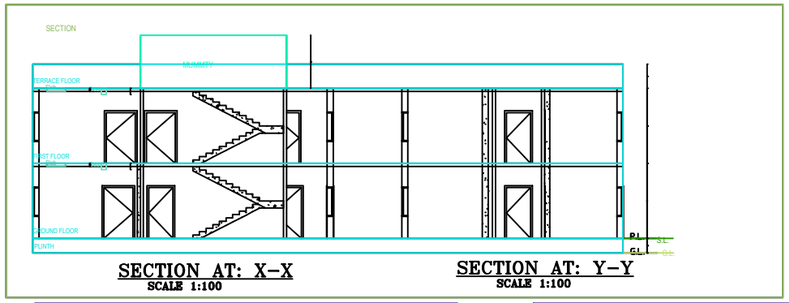


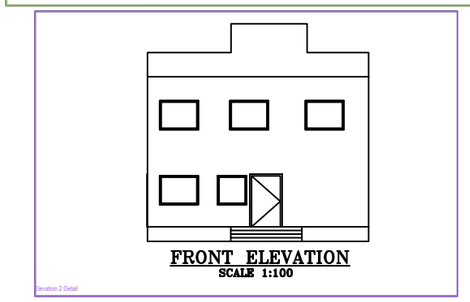


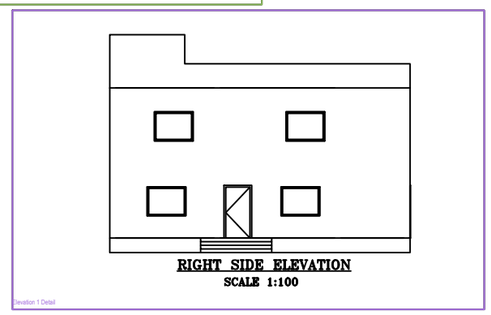


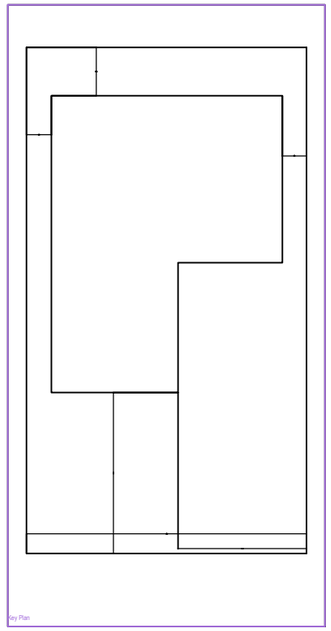

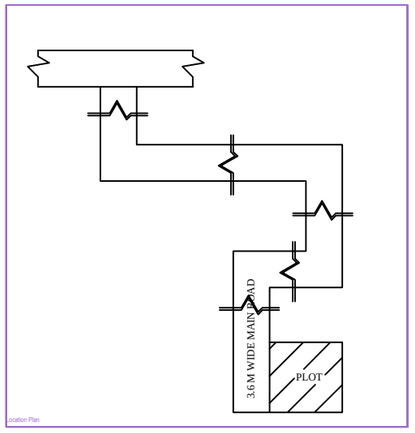


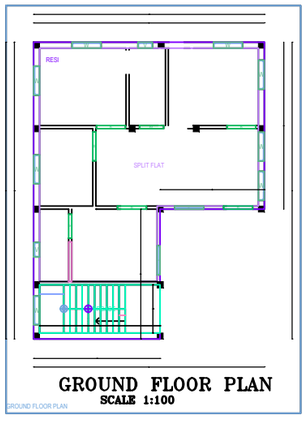


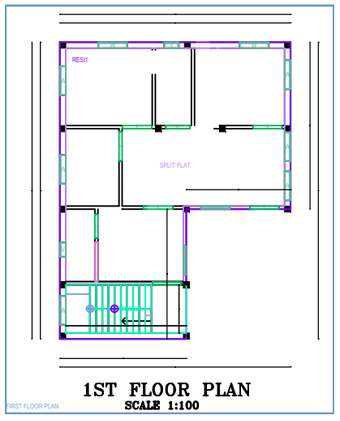


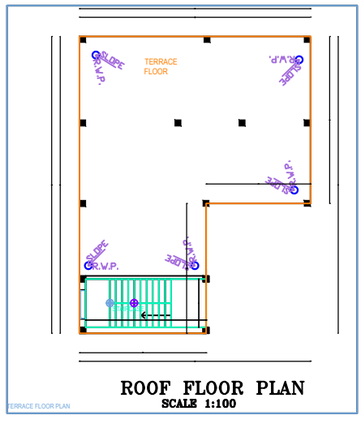


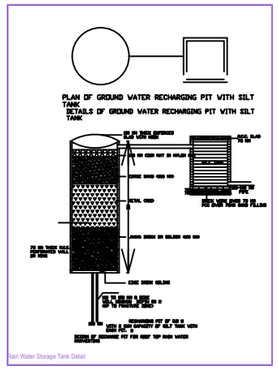


## SPECIFICATIONS

1.BRICKWORK IN FOUNDATION & PLINTH SHALL BE OF FIRST CLASS BRICK IN CEMENTMORTAR 1:6 AND HALF BRICK WILL BE 1:4CEMENT MORTAR

2.MASONARY FOUNDATION WITH ISOLATED R.C.C COLUMN SHALL BE PROVIDED

3. CURTAIN GLAZING/ STTUCTURAL GLAZING OF GOOD QUALITY AND MARK VENTILATOR SYSTEM SHALL BE USED

4. ROLLING SHUTTER SHALL BE USED FOR SHOPS OPENINNGS

5. M.S GLAZED/ANODIZED ALUMINIUM/NCL SECCOLOR WINDOW AND R.C.C WITH CEMENT MORTOR 1:4

6. ALL R.C.C WORKS SHALL BE DONE IN 1:1.5:3(M20) MIX CONCRETE TMT STEEL BARS (>FE 500) SHALL BE USED IN R.C.C STRUCTURES COMMERCIAL QUALITY

8. ALL MASONARY SURFACE SHALL BE PLASTERED WITH CEMENT MORTAR 1:6 OVER R.C.C SLAB / P.C.C

9 ALLSTEEL AND WOOD WORK SHALL BE PAINTED WITH SYNTHETICENML.PAINT

10 ALL SANITARY AND ELECTRICAL FITTINGS SHALL BE OF STANDARD MARKAND WORKMENSHIP

11.KOTTA STONE / MOSAIC FLOORING INCLUDING STAIRCASE SALL BE USED

SL.NO. SCHEDULE OF OPENINGS

| SI.NO. | | SIZE | DESCRIPTION |
|---|---|---|---|
| 1. | D | 1.1X2.10 | Sal wood chaukhat & Gamhar wood shutter |
| 2. | D1 | .90X2.10 | Sal wood chaukhat & Gamhar wood shutter |
| 3. | D2 | .75X2.10 | Sal wood chaukhat & Gamhar wood shutter |
| 4. | W | 1.50X1.20 | Fully glazzed window |
| 5. | W1 | 1.20X1.20 | Fully glazzed window |
| 6. | W2 | .90X1.20 | Fully glazzed window |
| 7. | V | .60X.60 | CELLING VANTILOTER |
| 8. | C.G | 2.10X2.10 | |

## SCHEDULE OF AREA

1. TOTAL PLOT AREA AS PER SITE : 242.42 SQM

2. PROPOSED AREA AT GROUND FLOOR : 94.03 SQM

3. TOTAL BUILD UP AREA : 188.06 SQM

4. COVERED AREA : $\frac{94.03 \times 100}{242.03}$ = 38.79%

PROPOSED RESIDENTIAL BUILDING FOR
MR:- PRAMOD BARA
S/O - OSCAR BARA
KHATA NO - 256 , PLOT NO -5209,5210.
RAKWA.- 06.00 DISMIL.
THANA NO - 80.
MOHALLA - DIPTITOLI
MAUZA - GOTRA.
DISTT. - SIMDEGA (JHARKHAND)

**R.S CONSULTANT**
SONAR TOLI ,NEAR SAMLESHWARI TVS
MAIN ROAD SIMDEGA JHARKHAND
MOBILE - 7008039097

| SCALE - 1:100 | SH.NO. |
|---|---|
| AS MENTIONED | 1/1 |

SIGNATURE OF LIC. ENGINEER
NAGAR PARISHAD SIMDEGA

SIGNATURE OF OWNER

## NOTE:-

1. Read this drawing along with architectural & structural drawings.
2. Do not scale, follow written dimensions only. All dimension are in foot, unless otherwise noted.
3. All dimensions & levels shall be checked & co-relatedwith relevant architectural & structural drawing & i case of any ambiguity the matter shall be brought to the notice of the consultant before starting the work.
4. Grade of concrete shall be **M-20** & shall beconfirming to IS 456 - 2000.
5. Reinforcement steel shall be High Strength DeformedTMT bars as per IS: 1786 - 1985 and having a minimum yield strength of **500** N/mm2 and having elongation more than 14.5%.
6. Clear cover to main reinforcement shall be 50 mm for footing,40 mm for column, 25 mm for Beam and 20 mm for slab. Side cover of footing shall be 75mm.
7. Not more than 50% of bars shall be lapped at any section.
8. Lap length shall be equal to Ld = 57 times smaller Dia of bars and shall be avoided in following cases - Top bars - near support, Bottom bars - near midspan.
9. Wherever necessary chairs shall be provided to support the top reinforcement in position.
10. All concrete shall be machine mixed and machine vibrated.
11. Sufficient concrete cube test and steel yield strength test is to be performed for different batches & report shall be submitted to proper authority.
12. Use 10% extra cement in concrete for casting under the water table.
13. Bearing Capacity of the soil is below Ground level as per given by client.
14. Foundation has been designed for **(G + 2)** structure only
15. Ld means 57 times of dia of bars.
16. Structure is designed for earthquake zone IV
17. For any ambiguity,discripancy, deficient provision (if any felt necessary) etc must be brought to the notice of consultant/design office for clarification and work must be carried out after obtaining approval from competent authority.

| | |
|---|---|
| Total | 21.97 |
| Balance Plot Area (Net Plot Area - Recreational/Amenity space) | (A-Deductions) 929.47 |
| Plot Area for Coverage (Net Plot Area) | (A-Deductions) 951.44 |
| Plot Area for FSI (Net Plot Area + Road/Widening Area) | (A-Deductions) 951.44 |
| Proposed Coverage Area ( 40.25 % ) | 382.97 |
| Allowable Coverage Area ( 40.25 % ) | 382.97 |
| Flat Brick | |
| Total Built Up Area | 1188.63 |
| Total Area of Plot | 1188.63 |
| Total Dwelling Units | 1 |
| Total Coverage Area | 1228.91 |
| ARCHITECT/ SUPERVISOR (Name) | OWNER |
| DEVELOPMENT AUTHORITY | LOCAL BODY |

COLOR INDEX
PROPOSED WORK (COVERAGE AREA)
ABUTTING ROAD
PROPOSED WORK (COVERAGE AREA)
EXISTING (To be retained)
EXISTING (To be demolished)

Color Index
Parking Calculation

| | | | |
|---|---|---|---|
| Type | No. | Area | Total Area |
| Car Parking | 1 | 35.19 | 35.19 |
| Two Wheeler Parking | 2 | 12.00 | 24.00 |

Setback

| | | | | | |
|---|---|---|---|---|---|
| Level | Front Margin | Rear Margin | Side1 Margin | Side2 Margin | |
| At Building | 15 M WIDE MAIN ROAD | 3 M | 3 M | 3 M | |

FAR & Tenement Details (Table-4-c-1)

| Building | No. of Floor | Dwelling Units | Dwelling Units Area | Stair Case | Total FAR Area | Proposed Area (S |
|---|---|---|---|---|---|---|
| Grand Total | 1 | 1 | 1228.91 | 49.09 | 1129.20 | 1188 |

KHAATA NO:- 256

PLOT NO :- 5209,5210
AREA :- 06 DECIMAL
THANNA NO:- 80
MOUZA :- GOTRA
BOUNDARY:-
NORTH:- 12' ROAD
SOUTH:- HOUSE
EAST:- 5209
WEST:- PLOT 5209

CLIENT:- PRAMOD BARA

NAME OF PROJECT :- RESIDENTIAL HOUSE

TITLE :- Submission plan

SHEET NO :-01 SIMDEGA