Project Title :DURGESH KUMAR AGARWAL

| | | |
|---|---|---|
| AREA STATEMENT SARAIKELA NAGAR PANCHAYAT | | VERSION NO : 1.0.16 |
| | | VERSION DATE: 2020/03/16 |
| PROJECT DETAIL : | | |
| District : | | Plot Use : Residential |
| Region : JHARKHAND URBAN LOCAL BODIES | | Plot Sub Use : Residential Bldg/Apartment |
| Name : SARAIKELA | | Land Use Zone : NA |
| Application Type : General Proposal | | Abutting Road Width : - |
| Project Type : Building Permission | | Plot No. : - |
| Nature of Development : New | | Revenue Survey No/Survey No : - |
| Location : New Area | | Thana No : - |
| Red Location : NA | | Holding No : - |
| Village/Mauza Name : - | | Khata No : - |
| Ward No : - | | South : - |
| Road/Street : - | | South : - |
| | | East : - |
| | | West : - |
| AREA DETAILS : | | SQ.MT |
| AREA OF PLOT (Minimum) | (A) | 40.65 |
| Net Plot Area (Gross Plot Area - Deduction from Gross Plot area) | (A-Deductions) | 40.65 |
| - Deductions for Balance Plot Area (from Gross Plot Area) | | |
| - Colif Area | | 1.63 |
| - Total | | 1.63 |
| Balance Plot Area (Net Plot Area - Recreational/Amenity space) | (A-Deductions) | 39.02 |
| Net Area for Coverage (Net Plot Area) | (A-Deductions) | 40.65 |
| Plot Area for FSI (Net Plot Area + Road/Widening Area) | (A-Deductions) | 40.65 |
| - Accessory/Junk Area | | 0.52 |
| COVERAGE CHECK | | |
| - Proposed Coverage Area ( 62.81 % ) | | 25.53 |
| - Total Coverage Area ( 62.81 % ) | | 25.53 |
| FAR CHECK | | |
| - Proposed Area of FAR | | 51.08 |
| - Total Area of FAR | | 51.08 |
| BUILT UP AREA CHECK | | |
| - Total Proposed Builtup Area | | 51.08 |
| NAME & NOCAL CERTIFICATE (Owner) | | OWNER |
| | | |
| DEVELOPMENT AUTHORITY | | LOCAL BODY |
| | | |

COLOR INDEX

- PLOT BOUNDARY
- ABUTTING ROAD
- PROPOSED WORK (COVERAGE AREA)
- EXISTING (To be retained)
- EXISTING (To be demolished)

Color Index:
MARGIN DETAIL:

| Building / Wing Name | Road Name | Front Margin | Rear Margin | Side1 Margin | Side2 Margin |
|---|---|---|---|---|---|
| RESIDENTIAL | 3.66m MANROAD | 0.91 | 0.00 | 0.91 | 0.00 |

FAR & Tenement Details (Table-4c-1)

| Building | No. of Same Bldg | Total Built Up Area (Sq.mt.) | Proposed FAR Area (Sq.mt.) Residential | Total FAR Area (Sq.mt.) | Tnmt (No.) |
|---|---|---|---|---|---|
| A (RESIDENTIAL) | 1 | 51.08 | 51.08 | 51.08 | 01 |
| Grand Total : | 1 | 51.08 | 51.08 | 51.08 | 01 |

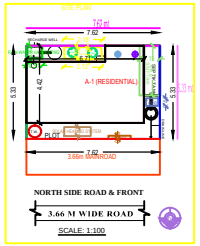


Building :A (RESIDENTIAL)

| Floor Name | Total Built Up Area (Sq.mt.) | Proposed FAR Area (Sq.mt.) Residential Area | Total FAR Area (Sq.mt.) | Tnmt (No.) |
|---|---|---|---|---|
| Ground Floor | 25.53 | 25.53 | 25.53 | 01 |
| First Floor | 25.53 | 25.53 | 25.53 | 00 |
| Terrace Floor | 0.02 | 0.02 | 0.02 | 00 |
| Total : | 51.08 | 51.08 | 51.08 | 01 |
| Total Number of Same Buildings : | 1 | | | |
| Total : | 51.08 | 51.08 | 51.08 | 01 |

SCHEDULE OF JOINERY:

| BUILDING NAME | NAME | LENGTH | HEIGHT | NOS |
|---|---|---|---|---|
| A (RESIDENTIAL) | D1 | 0.81 | 2.10 | 01 |
| A (RESIDENTIAL) | D | 0.90 | 2.10 | 05 |
| Total : | | | | 06 |

SCHEDULE OF JOINERY:

| BUILDING NAME | NAME | | | NOS |
|---|---|---|---|---|
| A (RESIDENTIAL) | V | 0.60 | 1.00 | 01 |
| A (RESIDENTIAL) | W1 | 0.91 | 1.20 | 01 |
| A (RESIDENTIAL) | W | 1.20 | 1.20 | 04 |
| Total : | | | | 06 |

UnitBUA Table for Building :A (RESIDENTIAL)

| FLOOR | Name | UnitBUA Type | UnitBUA Area | Carpet Area | No. of Rooms | No. of Tenement |
|---|---|---|---|---|---|---|
| GROUND FLOOR PLAN | UNIT A | FLAT | 25.43 | 24.43 | 1 | 1 |
| Total : | - | - | 25.43 | 24.43 | 1 | 1 |

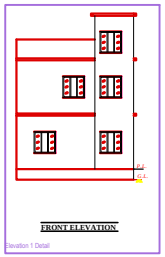


FRONT ELEVATION

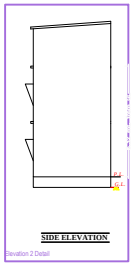


SIDE ELEVATION

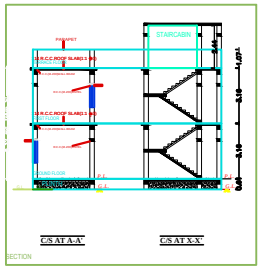


C/S AT A-A' C/S AT X-X'

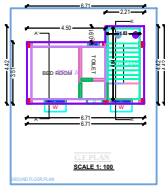


G.F.PLAN
SCALE 1: 100

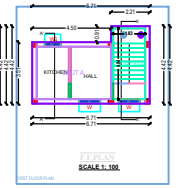


F.F.PLAN
SCALE 1: 100

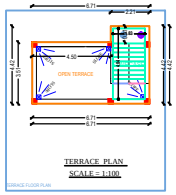


TERRACE PLAN
SCALE : 1:100

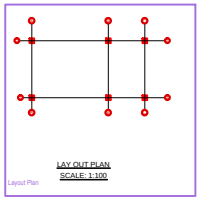


LAY OUT PLAN
SCALE: 1:100

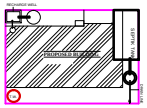


NORTH SIDE ROAD & FRONT
3.66 M WIDE ROAD
SCALE: 1:100

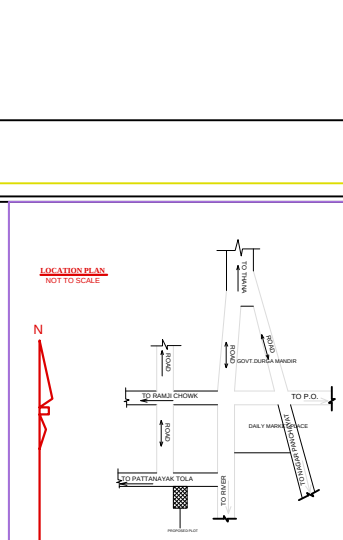


N.B:-NEW WORK SITE SHOWN IN

N.B:-NEW WORK SITE SHOWN IN RED

GENERAL SPECIFICATIONS

FOUNDATION : P.C.C. work should be as per design R.C.C. column footing, Column & tie beam as per design work should be as per design.

SUPERSTRUCTURE : R.C.C.column, beam & roof slab as per design should be machine mixed as per grade of concrete.
Lintel & chajja work should be done in R.C.C. reinforcement should be provided in each which required.
Brick work should be done in Cement mortar for 230mm wall in (1:6) & for (1:4) for 217mm wall .
Curing must be done for proper period.

INTERNAL FINISHING : P.O. Finishing in rooms, angle/dynamite floor finishing in kitchen & toilet.
POP in internal walls & ceiling. Plan up to 2.1 mtr in walls of toilet & kitchen.
Ceiling as per schedule.

DOORS & WINDOWS : As per schedule.

SANITARY : Western white sanitary ware in toilet.
Sink Pipe for hot and cold water & Sink Pipe for hot and cold water supply.
PVC pipes for water.
Septic tank as per size of required groups in toilet & per number of toilets.
Well to be provided for each room.
Proper soak/ confining must be provided.

ELECTRIFICATION : Electric connection with required groups in toilet & per number of toilets.
Well to be provided for each room.
Proper soak/ confining must be provided.

SCHEDULE OF AREA

| | |
|---|---|
| PLOT AREA | : 40.50 Sqm |
| BUILT UP AREA OF GROUND FLOOR | : 25.54 Sqm |
| BUILT UP AREA OF FIRST FLOOR | : 25.54 Sqm |
| GARRAGE FOR PARKING | : 0.00 Sqm |
| TOTAL BUILT UP AREA | : 51.08 Sqm |
| COVERED AREA | : 25.54 Sqm |
| GROSS COVERED AREA | : 25.54X100 / 40.50 = 63.06 % |
| F.A.R ACHIEVED | : 51.08/40.50 = 1.26 |

PROPOSED RESIDENIALBUILDING FOR
**DURGESH KUMAR AGARWAL**
S/O : SRI HARI PRASAD AGARWAL
AT TOWN : SERAIKELLA ,
KHATA NO : 133 , PLOT NO : 237(D) & (E)
RAKWA : 1 Deci , MOUJA : WARD NO 05
THANA : SERAIKELLA , THANA NO :301
DISTRICT : SERAIKELLA-KHARSAWAN,
JHARKHAND

SCALE : 1:100 AS MENTIONED IN DRAWINGS

| | |
|---|---|
| SIGNATURE OF OWNER | SIGNATURE OF REGISTERED CONSULTANT NAC SERAIKELLA |
| SIGNATURE OF ENGINEER NAC SERAIKELLA | SIGNATURE OF EXECUTIVE OFFICER NAC SERAIKELLA |

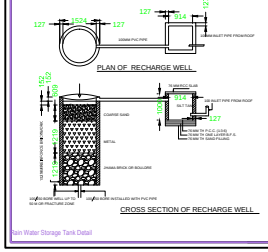


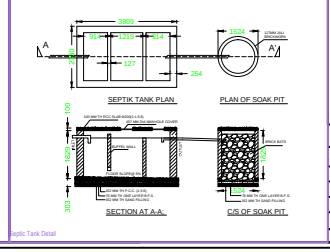


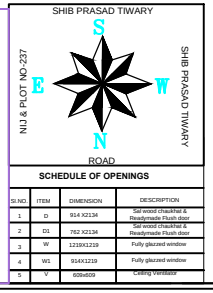


SCHEDULE OF OPENINGS

| Sl.NO. | ITEM | DIMENSION | DESCRIPTION |
|---|---|---|---|
| 1 | D | 914 X2134 | Sal wood Chaukhat & Readymade Flush door |
| 2 | D1 | 762 X2134 | Sal wood Chaukhat & Readymade Flush door |
| 3 | W | 1219X1219 | Fully glazzed window |
| 4 | W1 | 914X1219 | Fully glazzed window |
| 5 | V | 609x609 | Ceiling Ventilator |

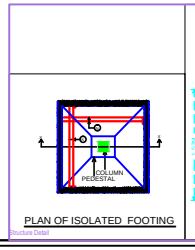


PLAN OF ISOLATED FOOTING

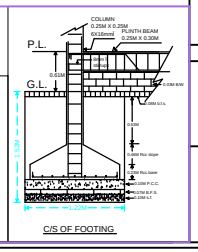


C/S OF FOOTING