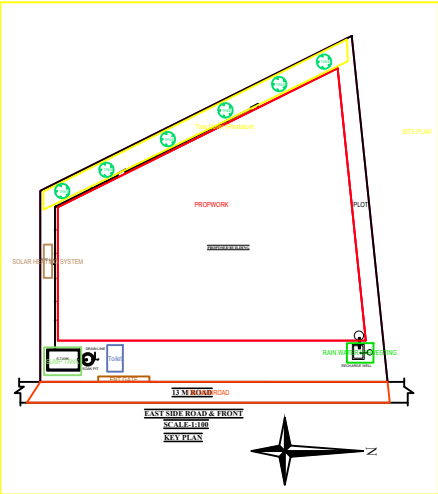

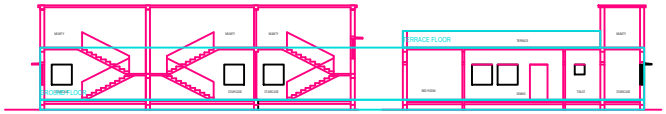

SECTION A-A

SECTION B-B

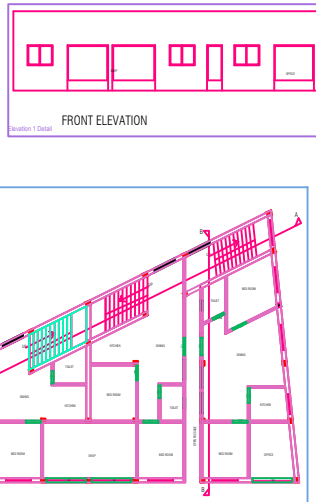

GROUND FLOOR PLAN

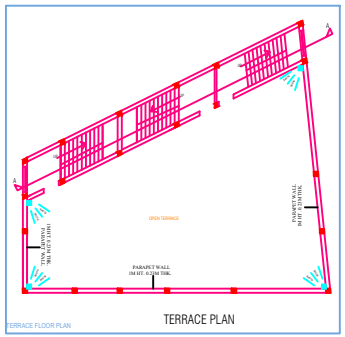

TERRACE PLAN

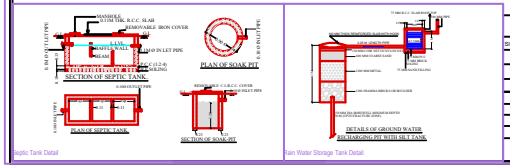

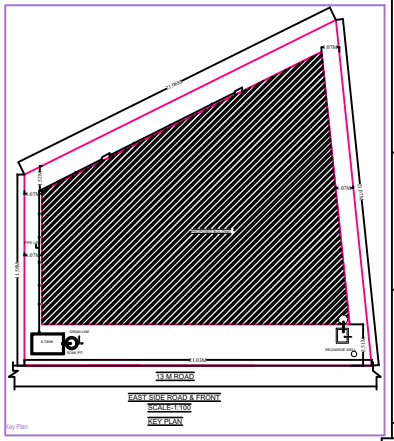

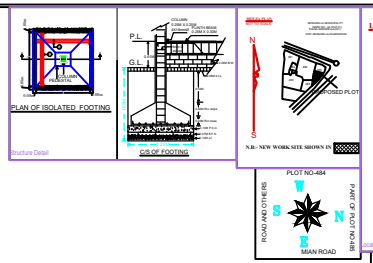

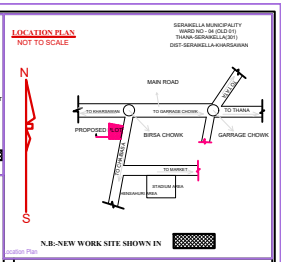

GENERAL SPECIFICATION

FOUNDATION : R.C.C. work should be as per design R.C.C. column footing, Column & Beam as per design work should be as per design.

SUPERSTRUCTURE : R.C.C.columns, beam & roof slab as per design should be complete mixed as per grade of concrete. Lintel & reinforcement should be provided in brick work. Brick work should be made of first class bricks. Cement mortar for 230mm wall in (1:6) & for (1:4) for 115mm wall.

INTERNAL FINISHING : Plastering in cement, mortar(Cement sand) Ceiling in lime & fabric. Dado tiles upto 1.8 m height & gutter tiles upto 1.5 m in toilet & kitchen.

DOORS & WINDOWS : As per schedule.

SANITARY : Water closet sanitary ware in toilets. PVC pipe for hot water supply & PVC pipe for cold water supply. PVC pipe for waste.

ELECTRIFICATION : Split work copper wire of required gauge with ISI mark. Switches, sockets & lights to be provided in each room. Proper body earthinning must be provided.

SCHEDULE OF AREA

PLOT AREA	: 194.25 Sqm	
BUILT UP AREA OF GROUND FLOOR	: 139.35 Sqm	
GARRAGE FOR PARKING	: 0.00 Sqm	
TOTAL BUILT UP AREA	: 278.70 Sqm	
COVERED AREA	: 139.35 Sqm	
GROSS COVERED AREA	: 139.35 X 100 / 194.25	= 71.73 %
F.A.R ACHIEVED	: 139.35/194.25	= 0.71

PROPOSED RESIDENTAIL BUILDING FOR
SRI SUKLAL SAHU,SRI BISHESAN SAHU,
SRI GANESH CHANDRA SAHU
S/O : LATE RAGHUMANI SAHU
AT TOWN : SERAIKELLA ,
KHATA NO : 107 , PLOT NO : 485/A
RAKWA : 5.5 Decl , MOUJA WARD NO 04 (OLD 01)
THANA : SERAIKELLA , THANA NO :301
DISTRICT : SERAIKELLA-KHARSAWAN,
JHARKHAND

SCALE : 1:100 AS MENTIONED IN DRAWINGS

SCHEDULE OF OPENINGS

SI.NO	ITEM	DIMENSION	DESCRIPTION
1	D	2.41 X 2.13	Steel Door
2	D1	1.07 X 2.13	Steel Door
3	D2	0.91 X 2.13	Steel Door
4	D3	0.76 X 2.13	Steel Door
5	W	1.52 X 1.22	Fully glazed window
6	V	0.61 X 0.61	Ceiling Ventilator

SIGNATURE OF OWNER	SIGNATURE OF REGISTERED CONSULTANT SNP SERAIKELLA
SIGNATURE OF ENGINEER SNP SERAIKELLA	SIGNATURE OF EXECUTIVE OFFICER SNP SERAIKELLA