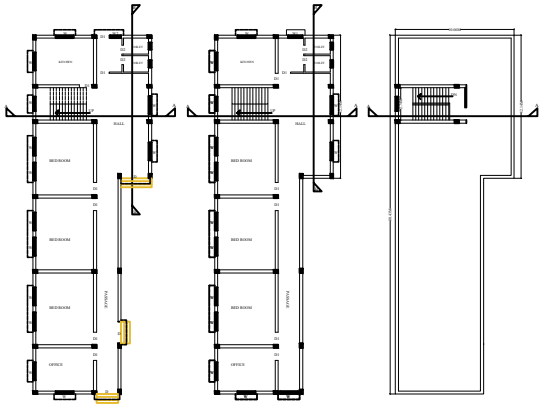

GROUND FLOOR PLAN

FIRST FLOOR PLAN

TERRACE PLAN

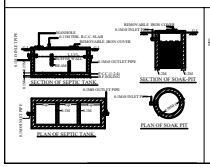

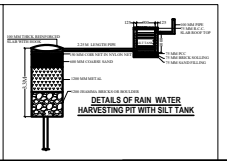

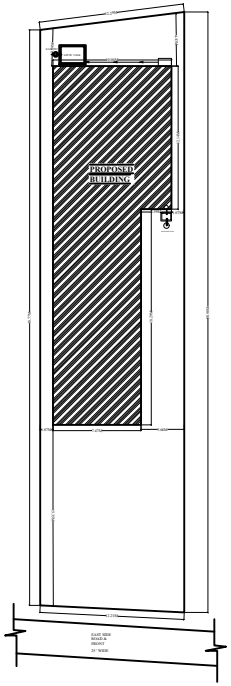

SCALE : 1:100	AS MENTIONED IN DRAWINGS
SIGNATURE OF OWNER	SIGNATURE OF REGISTERED CONSULTANT SNP SERAIKELLA
SIGNATURE OF ENGINEER SNP SERAIKELLA	SIGNATURE OF EXECUTIVE OFFICER SNP SERAIKELLA

SCHEDULE OF DOORS & WINDOWS :-

SL.NO	MKD	SIZE	DESCRIPTION
1.	D	1.83M X 2.13M	Panelled single shutter door
2.	D1	1.07MX2.13M	Panelled single shutter door.
3.	D2	0.76MX2.13M	Panelled single shutter door
4.	W	1.52MX1.22M	Glazed steel framed window 3. shutt.
5.	W1	1.22MX1.22M	Glazed steel framed window 3. shutt.
6.	W2	0.91MX1.22M	Glazed steel framed window 3. shutt.
7.	V	0.61MX0.61M	Top hung steel ventilator.
8.	C/G	0.61MX0.61M	Collapsible Gate

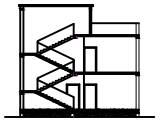

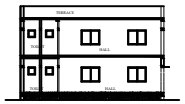

SECTION B-B

FRONT ELEVATION



SECTION B-B

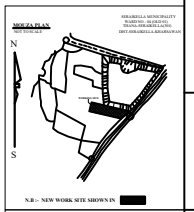

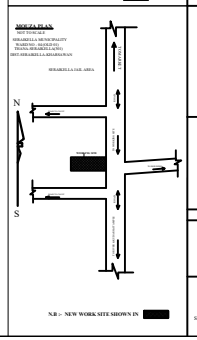

SCALE : 1:100	AS MENTIONED IN DRAWINGS
SIGNATURE OF OWNER	SIGNATURE OF REGISTERED CONSULTANT SNP SERAIKELLA
SIGNATURE OF ENGINEER SNP SERAIKELLA	SIGNATURE OF EXECUTIVE OFFICER SNP SERAIKELLA