

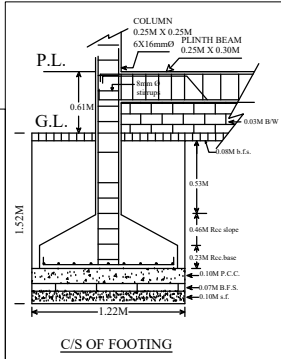
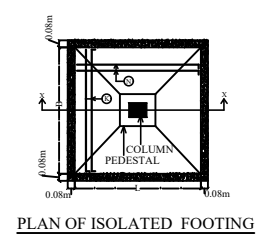
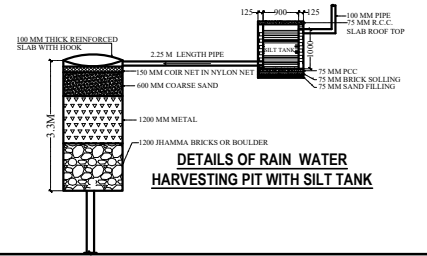
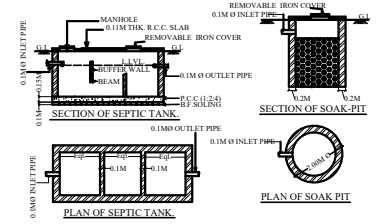
GENERAL SPECIFICATION :-

| | |
|-----------------|--|
| FOUNDATION | PLAIN CEMENT CONCRETE AS PER DESIGN R.C.C. COLUMN FOOTING & COLUMN AS PER STRUCTURAL DESIGN. |
| SUPER STRUCTURE | R.C.C. COLUMN AND BEAM AS PER STRUCTURAL DESIGN. 0.25m THK. EXTERNAL WALL & 0.11m THK. PARTITION WALL. IN CEMENT MORTAR. R.C.C. ROOF SLAB AS PER STRUCTURAL DESIGN. |
| INTERNAL FINISH | CEMENT PLASTER, P.O.P & O.B.D. VITREOUS CHINA SANITARY WARE G.I. PIPE FOR WATER SUPPLY P.V.C. PIPE FOR DISPOSAL |
| SANITARY | CERAMIC TILES DADO IN TOILET. KOTA STONE IN KITCHEN FLOOR. |
| DOORS & WINDOW | AS PER SCHEDULE. |
| ELECTRICAL | COPPER CONDUCTOR WITH P.V.C. CONDUIT. |

PROPOSED RESIDENTIAL BUILDING FOR
MR. DILIP KUMAR PATI, SO SRI LALIN KUMAR PATI

| | |
|-----------|---------------------------|
| PLOT NO. | : 584 |
| KHATA NO. | : 116 |
| THANA | : SERAIKELLA |
| THANA NO. | : 301 |
| WARD NO. | : 07 (OLD 02) |
| MAUZA | : SERAIKELLA (INDRATANDI) |
| DISTRICT | : SERAIKELLA-KHARSAWAN |

DRAWING : SITE PLAN, LOCATION PLAN, ALL FLOOR PLANS,
SECTIONS, AREA CALCULATION & ELEVATION DRAWING
SCALE : 1:100, 1:200 SHEET NO.-01 OF 01



SCHEDULE OF OPENINGS

| SNO | MKD | SIZE | DESCRIPTION |
|-----|-----|-----------------|--------------------------------------|
| 1 | D | 1.07 M X 2.13M | Pannelled single shutter door. |
| 2 | D1 | 0.91 M X 2.13M | Pannelled single shutter door. |
| 3 | D2 | 0.76 M X 2.13M | Pannelled single shutter door. |
| 4 | W | 1.22 M X 1.22 M | Glazed steel framed window 3. shutt. |
| 5 | W1 | 0.91 M X 1.22 M | Glazed steel framed window 2. shutt. |
| 6 | V | 0.61 M X 0.61 M | Top hung steel ventilator. |

SIGNATURE OF ARCHITECT / ENGINEER

SIGNATURE OF OWNER

APPROVED BY