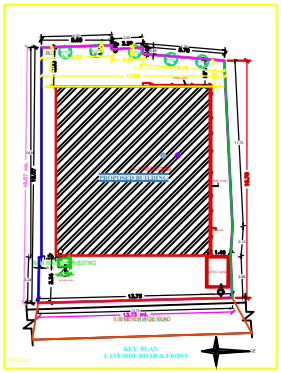

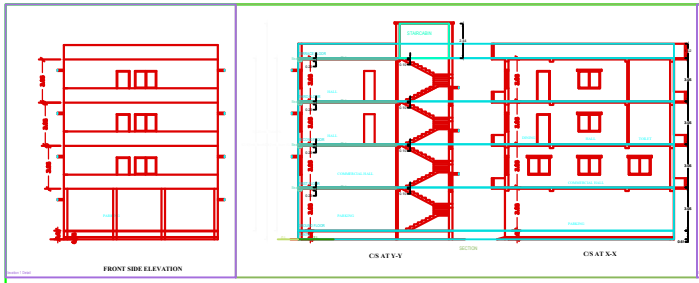

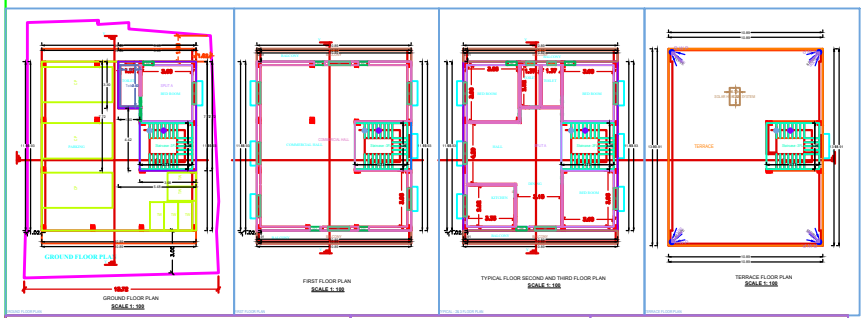

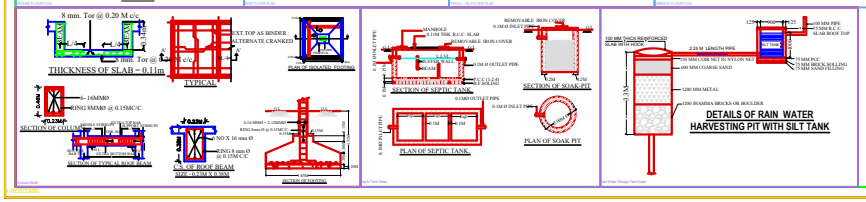

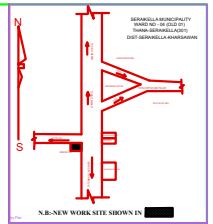

GENERAL SPECIFICATION :-

FOUNDATION	: PLAIN CEMENT CONCRETE AS PER DESIGN. : R.C.C. COLUMN FOOTING & COLUMN AS PER STRUCTURAL DESIGN.
SUPER STRUCTRE	: R.C.C. COLUMN AND BEAM AS PER STRUCTURAL DESIGN. : 0.23M THK. EXTERNAL WALL & 0.15M THK. PARTITION WALL. IN CEMENT MORTAR. : R.C.C. ROOF SLAB AS PER STRUCTURAL DESIGN.
FLOOR	: I.P.S FLOORING ON P.C.C. BED ALL OVER FLOOR
INTERNAL FINISH	: WHITE WASHING OVER CEMENT PLASTER
SANITARY	: VITRIOUS CHAINA SANITARY WARE :G.I. PIPE WATER SUPPLY. : C.I. PIPE FOR DISPOSAL.
DOORS & WINDOWS	: AS PER SCHEDULE.
ELECTRICAL	: COPPER CONDUCTOR WITH P.V.C. CONDUIT.

PROPOSED RESIDENTIAL BUILDING FOR :-

SHRI.BHAGIRATHI PARICHHA
S/O LATE MANSUK LAL PARICHHA

PLOT NO.	: 55 (A,B,C)
KHATA NO.	: 55
P.S.	: SERAIKELLA
THANA NO.	: 301
MAUZA	: SERAIKELLA
HALKA NO.	: 07
DISTRICT	: SERAIKELLA KHARSAWAN

ALL FLOOR PLAN SECTION & ELEVATION DRG.

SIGNATURE OF ARCHITECT / ENGINEER

SCALE : 1:100, 1:100	SHEET NO.- 1 OF 1

SIGNATURE OF OWNER

APPROVED AUTHORITY

SCHEDULE OF DOORS & WINDOWS
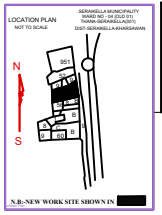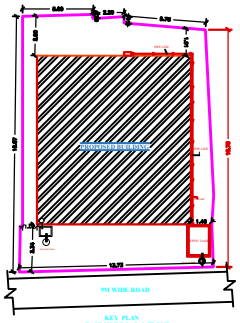
SL.NO.	MKD.	SIZE	DESCRIPTION
1.	D	1.22M X 2.13M	Pannelled single shutter door.
2.	D1	0.91MX2.13M	Pannelled single shutter door.
3.	D2	0.76MX2.13M	Pannelled single shutter door.
4.	W	1.22MX1.22M	Glazed steel framed window 3 shutt
5.	W1	0.91MX1.22M	Glazed steel framed window 3 shutt
6.	V	0.61MX0.61M	Top hung steel ventilator.