Project Title :PRABEEN KUMAR VISHWAKARMA

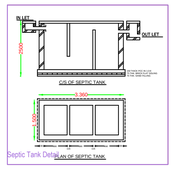

Septic Tank Detail

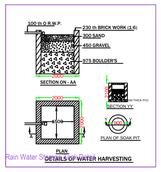

Rain Water Storage Detail



Rain Water Storage Tank Detail

Location Plan

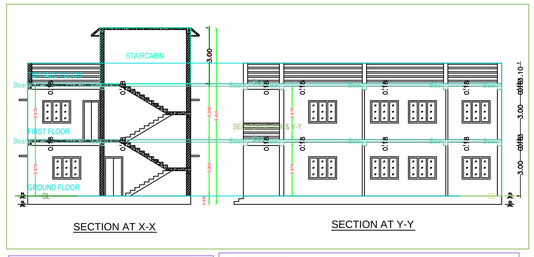


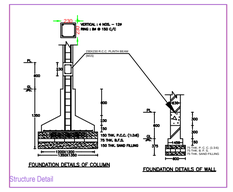

Structure Detail

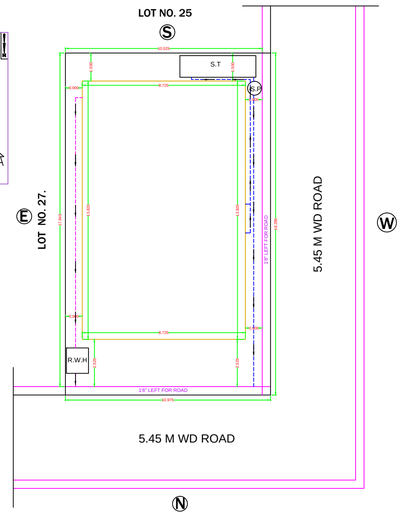


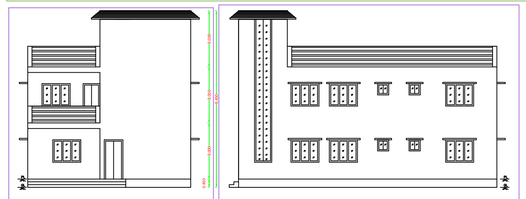


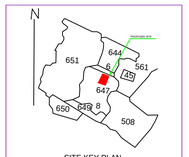

Key Plan

SITE KEY PLAN

N.T.S

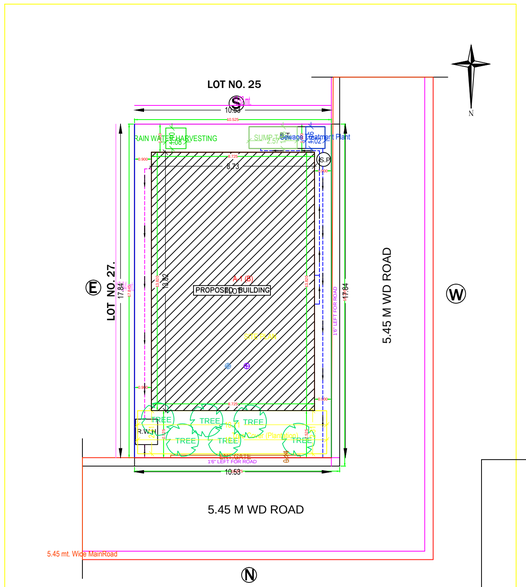

SITE PLAN

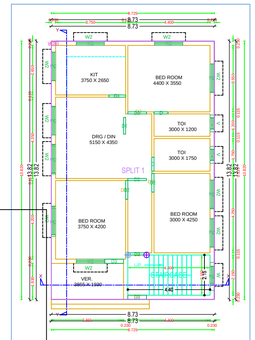

GROUND FLOOR PLAN

GROUND FLOOR PLAN

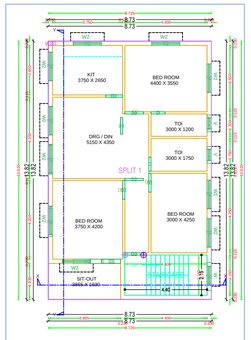

FIRST FLOOR PLAN

FIRST FLOOR PLAN

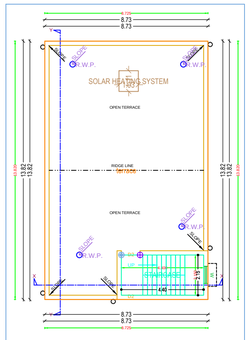

TERRACE FLOOR PLAN

TERRACE FLOOR PLAN

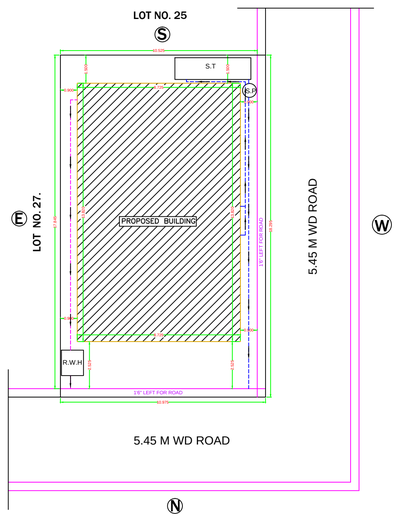

SITE PLAN

| AREA STATEMENT: DHANBAD MUNICIPAL CORPORATION | VERSION NO. : 1.0.26 |
|---|---|
| | VERSION DATE: 18/10/2020 |
| PROJECT DETAIL : | |
| Inward_No. : - | Plot Use : Residential |
| Region : JHARKHAND URBAN LOCAL BODIES | Plot Subtype : Bungalow/ Dwelling / Nov Apartment |
| District : DHANBAD | Land Use Zone : Residential |
| Application Type : General Proposal | Abutting Road Width : - |
| Project Type : Building Permission | Plot No. : - |
| Nature of Development : New | Revenue Survey No/Survey No : - - |
| Location : Old Area | Thana No. : - |
| Sub Location : NA | Holding No : - |
| Village/Mauza Name : - | Khata No. : - |
| Ward No : - | North : - |
| Road/Street : - | South : - |
| | East : - |
| | West : - |

| AREA DETAILS : | | SQ.MT. |
|---|---|---|
| AREA OF PLOT (Minimum) | (A) | 187.82 |
| Net Plot Area (Gross Plot Area - Deduction from Gross Plot area) | (A-Deductions) | 187.82 |
| Deductions for Balance Plot Area (from Gross Plot Area) | | |
| COP Area | | 23.32 |
| Total | | 23.32 |
| Balance Plot Area (Net Plot Area - Recreational/Amenity space) | (A-Deductions) | 164.50 |
| Plot Area for Coverage (Net Plot Area) | (A-Deductions) | 187.82 |
| Plot Area for FSI (Net Plot Area + Road/Widening Area) | (A-Deductions) | 187.82 |
| Accessory/ies Area | | 1.19 |
| COVERAGE CHECK | | |
| Proposed Coverage Area ( 64.20 % ) | | 120.58 |
| Total Coverage Area ( 64.20 % ) | | 120.58 |
| FAR CHECK | | |
| Proposed Area of FAR | | 241.16 |
| Total Area of FAR | | 241.16 |
| BUILT UP AREA CHECK | | |
| Total Proposed BuiltUp Area | | 241.16 |
| ARCH / ENGG / SUPERVISOR (Regd) | OWNER | |
| DEVELOPMENT AUTHORITY | LOCAL BODY | |

COLOR INDEX

- PLOT BOUNDARY
- ABUTTING ROAD
- PROPOSED WORK (COVERAGE AREA)
- EXISTING (To be retained)
- EXISTING (To be demolished)

Color Index:

MARGIN DETAIL:

| Building / Wing - Name | Road Name | Front Margin | Rear Margin | Side1 Margin | Side2 Margin |
|---|---|---|---|---|---|
| A (B) | 5.45 mt. Wide MainRoad | 2.52 | 1.50 | 0.90 | 0.90 |

FAR & Tenement Details (Table 4c-1)

| Building | No. of Same Bldg | Total Built Up Area (Sq.mt.) | Proposed FAR Area (Sq.mt.) Resi. | Total FAR Area (Sq.mt.) | Tnmt (No.) |
|---|---|---|---|---|---|
| A (B) | 1 | 241.16 | 241.16 | 241.16 | 01 |
| Grand Total : | 1 | 241.16 | 241.16 | 241.16 | 01 |

## BRIEF SPECIFICATION

FOUNDATION:– R.C.C.(1:1.5:3)M–20 Grade Spread Footing/column
STUCTURE :– Earthquake Resistant R.C.C. Frame Structure. R.C.C. Foundation.
PLINTH BAND / BEAM :– R.C.C. (1:1.5:3) M–20. All Round at Basement Floor & Plinth Level.
SUPERSTRUCTURE :– First class Brick work in C.M. (1:6).
SLAB, BEAM & LINTEL :– All R.C.C. frame structure (1:1.5:3) M–20 Grade Concrete.
FLOORING :– Finish with Marble/Vitrified Tiles over 19mm base/25mm thick First Class I.P.S. Flooring (1:2:4).
DOOR :– All Door frame are of sal Wood / ANGLE FRAME & Panels of 30mm th. Water Resistant Flush Door.
WINDOW :– All Window are of steel glazed/Aluminium frame work.
PLASTERING:– 12mm th. cement plaster (1:6) on both face of Wall & 6mm th. C.M. (1:4) in Ceiling.
WALL FINISHING :– (A) Interior wall finish with P.O.P & Primer
(B) Exterior walls of building will be putty finish/ weather coat / Snowcem.
SANITARY/WATER SUPPLY :– All work as per IS Specification & Fittings of ISI Mark.
ANTI–TERMITE :– Treatment in Foundation soil.
STEEL :– Fe – 500 Grade TMT Bar shall be used.
CEMENT :– F–43/53 Grade cement of standard Brand.
SAND/AGGRAGATE :– As per IS specification.
NOTE
(A) :– All above work shall be done as per IS specification and Items used of ISI Mark only.
(B) :– All R.C.C. Structure/Foundation shall be designed after proper soil investigation.
(C) :– All work shall be done in direction/supervision of experienced Engineer.

## SCHEDULE OF DOORS & WINDOWS

| SYMBOL | SIZE | REMARKS |
|---|---|---|
| D | 750X2100 | PANNELLED SHUTTER DOOR |
| D1 | 900X2100 | PANNELLED SHUTTER DOOR |
| D2 | 1000X2100 | PANNELLED SHUTTER DOOR |
| W | 900X1200 | GLAZED SHUTTER WINDOW |
| W1 | 1200X1200 | GLAZED SHUTTER WINDOW |
| W2 | 1500X1200 | GLAZED SHUTTER WINDOW |
| V | 600X600 | GLAZED SHUTTER WINDOW |

## AREA STATEMENT

| | | |
|---|---|---|
| TOTAL LAND AREA | : | 200.25 SMT |
| AVAILABLE LAND AREA | : | 187.82 SMT |
| GROUND FLOOR AREA | : | 120.58 SMT |
| FIRST FLOOR AREA | : | 120.58 SMT |
| TOTAL COVERED AREA | : | 241.16 SMT |
| PLINTH AREA | : | 64.20% |
| FAR | : | 1.28 |

## TITLE OF DRAWING

DRAWING OF PROPOSED RESIDENTIAL BUILDING OF Sri. PRABEEN KUMARI VISHWAKARMA, S/O Sri. BIBHISHAN PRASAD VISHWAKARMA, (2) Smt. VEENA VISHWAKARMA, W/O –Sri. PRABEEN KUMARI VISHWAKARMA, UNDER MOUZA:– BHELATAND, MOUZA NO–89, KHATA NO –71 (O) 142 (N), PLOT NO –647 (O) 523 (N), P.S – GOBINDPUR, DIST–DHANBAD,IN THE STATE OF JHARKHAND.

| SIGN. OF OWNER | SIGN. OF ENGINEER |
|---|---|
| | |


Er. JITENDRA KUMAR
Mob. & WhatsApp No. 918789830003, 8789830003
Email :– erjitendrakumar.8044@gmail.com


Building :A (B)

| Floor Name | Total Built Up Area (Sq.mt.) | Proposed FAR Area (Sq.mt.) Resi. | Total FAR Area (Sq.mt.) | Tnmt (No.) |
|---|---|---|---|---|
| Ground Floor... | 120.58 | 120.58 | 120.58 | 01 |
| First Floor... | 120.58 | 120.58 | 120.58 | 00 |
| Terrace Floor... | 0.00 | 0.00 | 0.00 | 00 |
| Total : | 241.16 | 241.16 | 241.16 | 01 |
| Total Number of Same Buildings : | 1 | | | |
| Total : | 241.16 | 241.16 | 241.16 | 01 |

SCHEDULE OF JOINERY:

| BUILDING NAME | NAME | LENGTH | HEIGHT | NOS |
|---|---|---|---|---|
| A (B) | D | 0.75 | 2.10 | 04 |
| A (B) | D1 | 0.90 | 2.10 | 04 |
| A (B) | D3 | 1.00 | 2.10 | 03 |
| A (B) | D2 | 1.00 | 2.10 | 10 |
| Total : | - | - | - | 21 |

SCHEDULE OF JOINERY:

| BUILDING NAME | NAME | LENGTH | HEIGHT | NOS |
|---|---|---|---|---|
| A (B) | V | 0.90 | 1.00 | 04 |
| A (B) | W2 | 1.50 | 1.20 | 22 |
| Total : | - | - | - | 26 |

UnitBUA Table for Building :A (B)

| FLOOR | Name | UnitBUA Type | UnitBUA Area | Carpet Area | No. of Rooms | No. of Tenement |
|---|---|---|---|---|---|---|
| GROUND FLOOR PLAN | SPLIT 1 | FLAT | 241.16 | 241.05 | 10 | 1 |
| Total : | - | - | 241.16 | 241.05 | 20 | 1 |