Project Title: ASHISH KUMAR SINGH AND OTHER

Elevation 1 Copy

Elevation 2 Copy

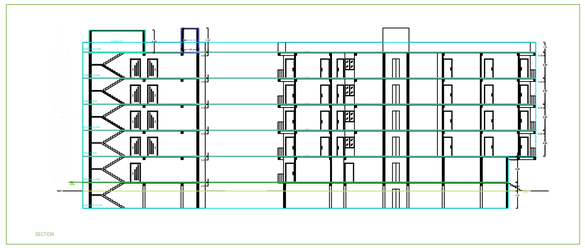
SECTION

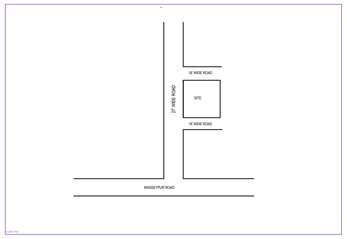

Layout Plan

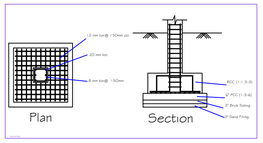

Footing Plan

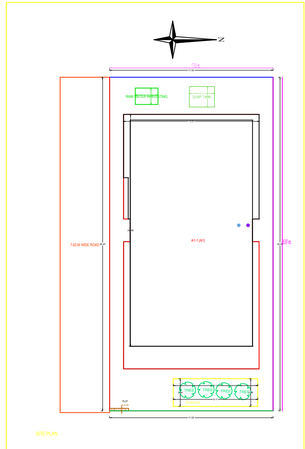

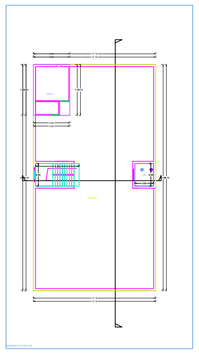
BASEMENT FLOOR PLAN

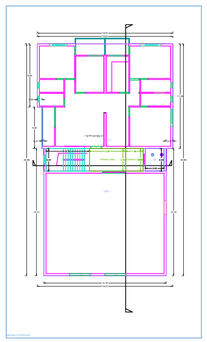
GROUND FLOOR PLAN

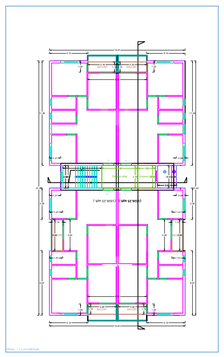
FIRST FLOOR PLAN

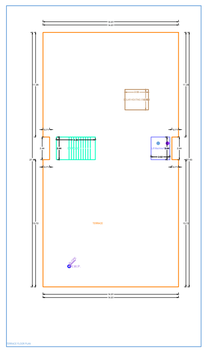
TERRACE FLOOR PLAN

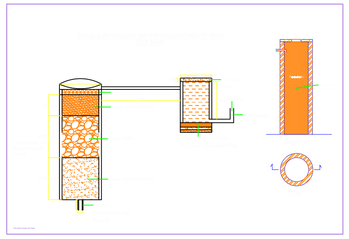
Septic Tank Plan

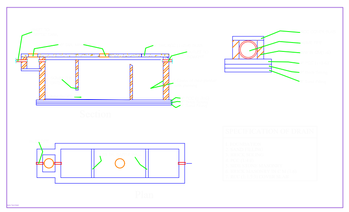
Water Tank Plan

Building: A1 (4F)

Floor Name	Total Built Up Area (In Sq.m.)	Deductions (Area in Sq.m.)				Total Area (In Sq.m.)	Total Ded. (In Sq.m.)	Total FAR Area (In Sq.m.)	Tnmt (No.)
		Lift	Stairs	Mumty	Void				
Basement Floor	317.17	4.75	7.08	0.00	24.71	317.17	36.54	280.63	0
Stilt Floor	318.41	4.75	7.08	0.00	24.71	318.41	36.54	281.87	0
1st Floor	281.71	4.75	10.08	15.71	0.00	281.71	30.54	251.17	3
2nd Floor	281.71	4.75	10.08	15.71	0.00	281.71	30.54	251.17	3
3rd Floor	281.71	4.75	10.08	15.71	0.00	281.71	30.54	251.17	3
4th Floor	281.71	4.75	10.08	15.71	0.00	281.71	30.54	251.17	3
Total :	1761.02	28.50	54.40	62.84	24.71	1761.02	170.45	1590.57	12
Total Number of Units :	12								

SCHEDULE OF JOINERY

Door/Window Name	Quantity	Width	Height	Sill Height
D1 (3F)	3	0.90	2.10	0.00
D1 (4F)	3	0.90	2.10	0.00
D1 (1F)	3	0.90	2.10	0.00
D1 (2F)	3	0.90	2.10	0.00
D1 (B)	3	0.90	2.10	0.00
D2 (3F)	3	0.75	2.10	0.00
D2 (4F)	3	0.75	2.10	0.00
D2 (1F)	3	0.75	2.10	0.00
D2 (2F)	3	0.75	2.10	0.00
D2 (B)	3	0.75	2.10	0.00

SCHEDULE OF VENTILATOR

Ventilator Name	Quantity	Width	Height	Sill Height
V1 (3F)	4	0.60	0.60	1.50
V1 (4F)	4	0.60	0.60	1.50
V1 (1F)	4	0.60	0.60	1.50
V1 (2F)	4	0.60	0.60	1.50
V1 (B)	4	0.60	0.60	1.50
V2 (3F)	4	0.60	0.60	1.50
V2 (4F)	4	0.60	0.60	1.50
V2 (1F)	4	0.60	0.60	1.50
V2 (2F)	4	0.60	0.60	1.50
V2 (B)	4	0.60	0.60	1.50

Advisory Calculations Table

Advisory Name	Calculation Value	Unit	Status
FIRE NOC(Fire Safety Plan)	17.5 X 22.5 X 17.5 =	6891.56	Cmm
	17.5 X 22.5 X 17.5 =	6891.56	Cmm
	17.5 X 22.5 X 17.5 =	6891.56	Cmm
	17.5 X 22.5 X 17.5 =	6891.56	Cmm
Total		27566.24	Cmm

CHECK Table for Building: A1 (4F)

Name	Required	Provided	Required	Provided	Required	Provided	Status
Basement Floor	4.00 m	5.7 m	2.00 m	2.00 m	-	-	-
Stilt Floor	4.00 m	5.7 m	2.00 m	2.00 m	-	-	-
1st Floor	4.00 m	5.7 m	2.00 m	2.00 m	-	-	-
2nd Floor	4.00 m	5.7 m	2.00 m	2.00 m	-	-	-
3rd Floor	4.00 m	5.7 m	2.00 m	2.00 m	-	-	-
4th Floor	4.00 m	5.7 m	2.00 m	2.00 m	-	-	-
Total	-	-	12.00 m	12.00 m	0.00	0.00	-

COLOR INFORMATION	
COLOR SCHEME	
AREA TYPE	
FLOOR HEIGHT (1.0 METER MINIMUM)	3.00 M
BUILT UP AREA (Sq.mt.)	317.17
PLOT AREA (Sq.mt.)	1000.00
ABUTTING LENGTH (in Mtr.)	17.50
PROPOSED FSI	1.76
PERMISSIBLE FSI	2.00
PROPOSED GROUND COVERAGE	31.72 %
PERMISSIBLE GROUND COVERAGE	35 %
PROPOSED DWELLING UNITS	12
PERMISSIBLE DWELLING UNITS	12
PROPOSED TOTAL NO. OF TENEMENTS	12
PERMISSIBLE TOTAL NO. OF TENEMENTS	12
PROPOSED NO. OF PARKING	3
REQUIRED NO. OF PARKING	3
PLOT AT JUNCTION	NO
PROPOSED BUILDING HEIGHT	15.00 M
PERMISSIBLE BUILDING HEIGHT	UNLIMITED
BUILDING CLASSIFICATION	LOW RISE

COLOR INDEX

- PROPOSED WORK
- (NOT TO BE PRINTED)
- EXISTING TO BE RETAINED (EXPANDED WALL)
- EXISTING TO BE REMOVED
- EXISTING TO BE DEMOLISHED
- TEMPORARY

PARKING CALCULATION

Parking No.	Car	Two Wheeler	Other
Required No.	3	6	0.00
Provided No.	3	6	0.00

SETBACK DETAIL

Setback	Floor Name	Total Area (In Sq.mt.)	Front Margin (In Mtr.)	Rear Margin (In Mtr.)	Side1 Margin (In Mtr.)	Side2 Margin (In Mtr.)
Setback	Stilt Floor	0.00	3.00	3.00	2.00	2.00

EASEMENT MARGIN DETAIL

Setback	Floor Name	Total Area (In Sq.mt.)	Front Margin (In Mtr.)	Rear Margin (In Mtr.)	Side1 Margin (In Mtr.)	Side2 Margin (In Mtr.)
Setback	Stilt Floor	0.00	3.00	3.00	2.00	2.00

Stilt & Transtreet Details (Table No 5.1)

Floor	No. of Dwelling Units	Total Built Up Area (In Sq.m.)	Deductions (Area in Sq.m.)						Total Ded. (In Sq.m.)	Total Net (In Sq.m.)	Total Rec.
			Lift	Stairs	Mumty	Void	Void Ded. (In Sq.m.)	Net Void (In Sq.m.)			
Stilt Floor	1	318.41	4.75	7.08	0.00	24.71	24.71	0.00	36.54	281.87	0
Total :	1	318.41	4.75	7.08	0.00	24.71	24.71	0.00	36.54	281.87	0