NOTE:-

ALL FIRE FIGHTING NORMS WILL BE FOLLOWED.

DESCRIPTION	QTY.	SYMBOL
HYDRANT	[illegible]	
RUBBER HOSE PIPES	[illegible]	
FIRE EXTINGUISHER 4-WAY	[illegible]	

NOTE:-

1. FIRE EXTINGUISHERS WILL BE PROVIDED IN THE PRESS AREA AND ELECTRICAL ROOMS AND TRANSFORMER AREA
2. SMOKE DETECTORS WILL BE PROVIDED IN THE OFFICE AREA

FRONT ELEVATION (NORTH ELEVATION)
SCALE:- 1:100



RIGHT SIDE ELEVATION (WEST ELEVATION)
SCALE:- 1:100

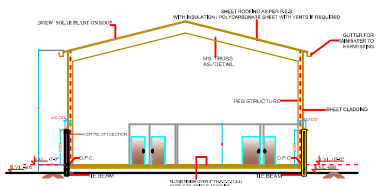

SECTION BB'
SCALE:- 1:100

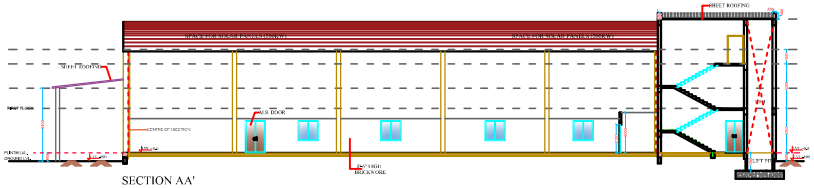

SECTION AA'
SCALE:- 1:100

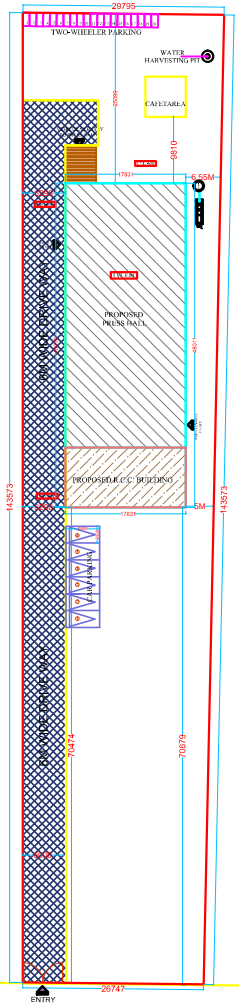

SITE PLAN
SCALE:- 1:200

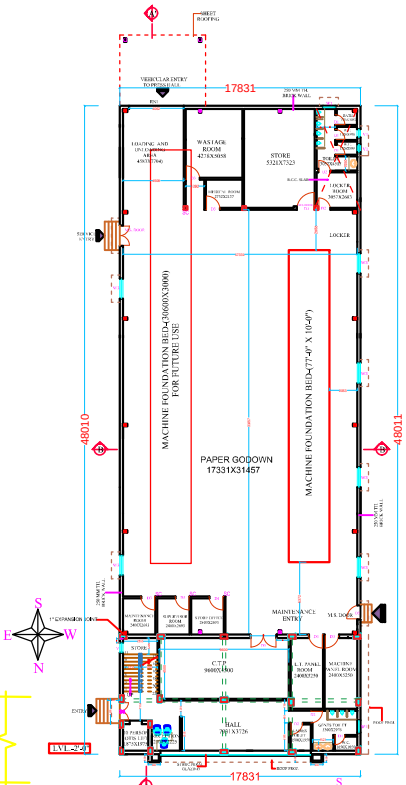

GROUND FLOOR PLAN
SCALE:- 1:100

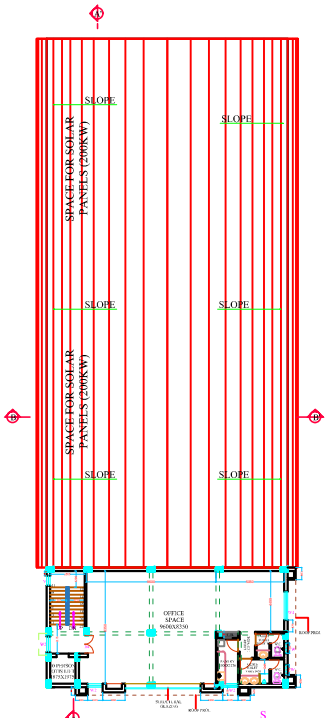

FIRST FLOOR PLAN
SCALE:- 1:100

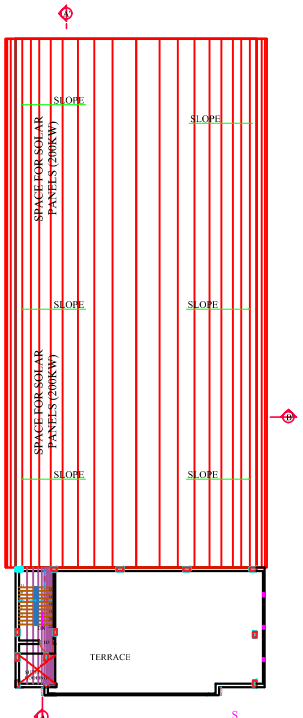

ROOF TERRACE PLAN
SCALE:- 1:100

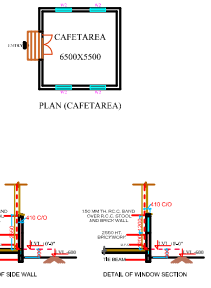

PLAN (CAFETAREA)

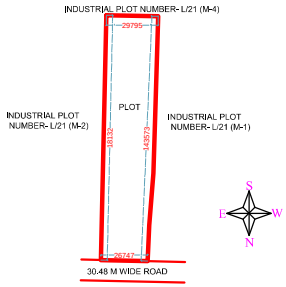

KEY PLAN

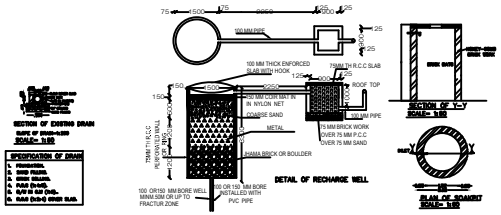

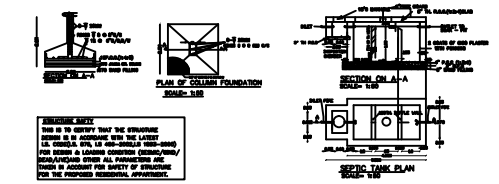

THIS IS TO CERTIFY THAT THE STRUCTURE DESIGN OF THE BUILDING WILL BE AS PER I.S.1893 / 1984 & I.S. 4326 / 1993 TO MAKE THE SAME EARTH QUAKE RESISTANT

SPECIFICATION

1. D.P.C 1:2:4 +2 / CICO.
2. COLUMN &FOOTING R.C.C (1:1:5:3).
3. BEAMS, SLAB & LINTEL R.C.C(1:1.5:3)
4. WALLS:- BRICKWORK IN C.M 1:6.
5. WINDOWS:-FULLY GLAZEDSTEEL CASEMENT.
6. DOORS:-35MM TH. FLUSH DOORS.
7. PLASTER:-1/2" TH. PLASTER ON WALL 1:6.
8. WALL FINISH :-DRY DISTEMPER ON INSIDE SNOWCEM ON OUTSIDE.
9. FLOORING:-INSITU MOSAIC FINISH.
10. WIRING.-CONCEALED COPPER WIRING.

SCHEDULE OF DOORS&WINDOWS

TYPE	WIDTH	HT.	SILL	DISCRIPTION
D1	1500	2100	0.00	SALFRAME FLUSH SHUTTER
D2	1050	2100	0.00	"
D3	750	2100	0.00	"
D4	1500	2200	0.00	"
				SALFRAME GLASED SHUTTER
W1	1500	1500	900	
W2	1200	1200	1200	"
W3	1500	2100	300	
RS1	4500	900	900	

PROPOSED PRESS COMPLEX FOR PRABHAT KHABAR
ON LAND UNDER MAUZA- GANGTI CHHOTA
MANIKPUR, THANA NO- 209, P.S.- JASIDIH, DIST- DEOGHAR
J.B. NO.-03, PART OF PLOT NO- 753 PART & 346 PART
J.B. NO.-07, PART OF PLOT NO- 347 PART
AT:- JASIDIH, DEOGHAR

DRG. NO- | SHEET NO- 1

APPLICANT'S SIGNARTURE

RAJIV CHADDA
REGD. ARCHITECT NO- CA/81/6480
CHIEF ARCHITECT SIGNATURE

CHADDA & ASSOCIATES
ARCHITECTS & URBAN PLANNERS
KADRU ROAD, RANCHI