

MALL - GROUND FLOOR PLAN (ZONE-1)
SCALE: 1/50

Sl.NO	D.NO	SIZE IN MM	SILL LVL. FROM G.C.L.	LINTEL LVL. FROM G.C.L.
1.	FD1	2000x2450	--	2450
2.	FD1A	3000x2450	--	2450
3.	FD2	1200x2150	--	2450
4.	FD3A	1200x2450	--	2450
5.	GD	2400x2450	--	2450
6.	D1	1000x2450	--	2450
7.	D2	2100x2450	--	2450
8.	D3	2000x2450	--	2450
9.	D4	900x2450	--	2450
10.	D5	2600x2450	--	2450
11.	D6	1800x2450	--	2450
12.	D7	1600x2450	--	2450
13.	TD1	1000x2450	--	2450
14.	TD2	700x2450	--	2450

Sl.NO	D.NO	SIZE IN MM	SILL LVL.	LINTEL LVL.
1.	W1	1200x1500	950	2450
2.	W2	2000x1900	950	2450
3.	W3	4000x1900	950	2450
4.	W4	2600x1900	950	2450
5.	SW1	1500x1200	950	2150
6.	SW2	1500x1200	950	3150


SIGNATURE OF APPLICANT:

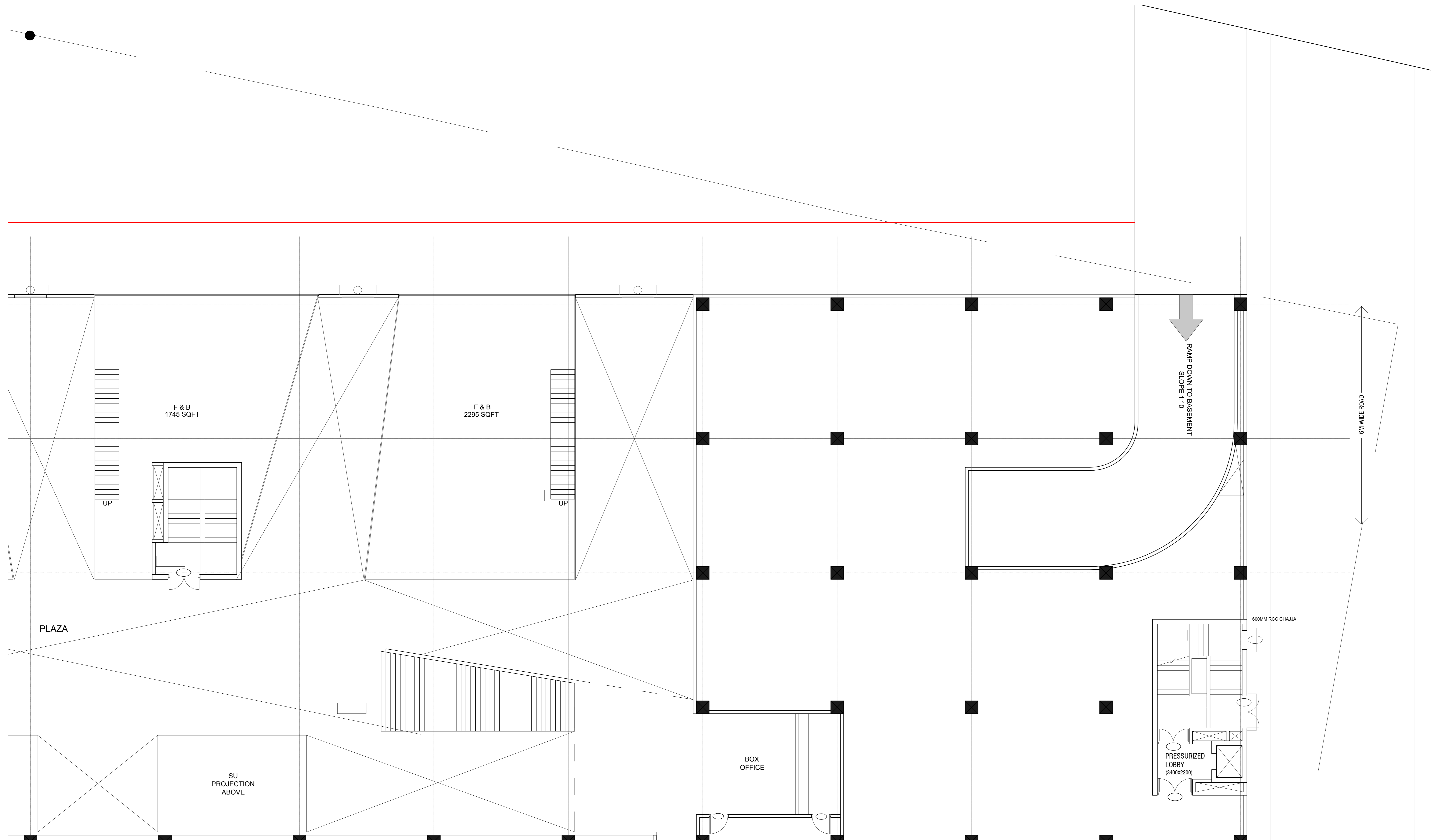
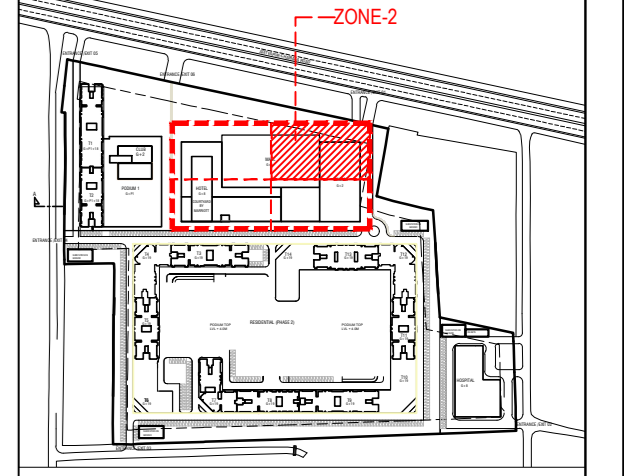
SIGNATURE OF ARCHITECT:

Drawn by:
Avinash M
Project no:
1003

Reviewed by:
Sanjiv A
Revision no:
A
Date:
02/20/2020

DRAWING TITLE:
PHASE-I
MALL
GROUND FLOOR PLAN (ZONE-1)
SCALE: 1/100@A4





MALL - GROUND FLOOR PLAN (ZONE-2)
SCALE: 1/50

Sl.NO	D.NO	SIZE IN MM	SILL LVL. FROM G.C.	LINTEL LVL. FROM G.C.
1.	FD1	2000x2450	--	2450
2.	FD1A	3000x2450	--	2450
3.	FD2	1200x2150	--	2450
4.	FD3A	1200x2450	--	2450
5.	GD	2400x2450	--	2450
6.	D1	1000x2450	--	2450
7.	D2	2100x2450	--	2450
8.	D3	2000x2450	--	2450
9.	D4	900x2450	--	2450
10.	D5	2600x2450	--	2450
11.	D6	1800x2450	--	2450
12.	D7	1600x2450	--	2450
13.	TD1	1000x2450	--	2450
14.	TD2	700x2450	--	2450

Sl.NO	D.NO	SIZE IN MM	SILL LVL.	LINTEL LVL.
1.	W1	1200x1500	950	2450
2.	W2	2000x1500	950	2450
3.	W3	4000x1500	950	2450
4.	W4	2600x1500	950	2450
5.	SW1	1500x1200	950	2150
6.	SW2	1500x1200	950	3150

SIGNATURE OF APPLICANT:

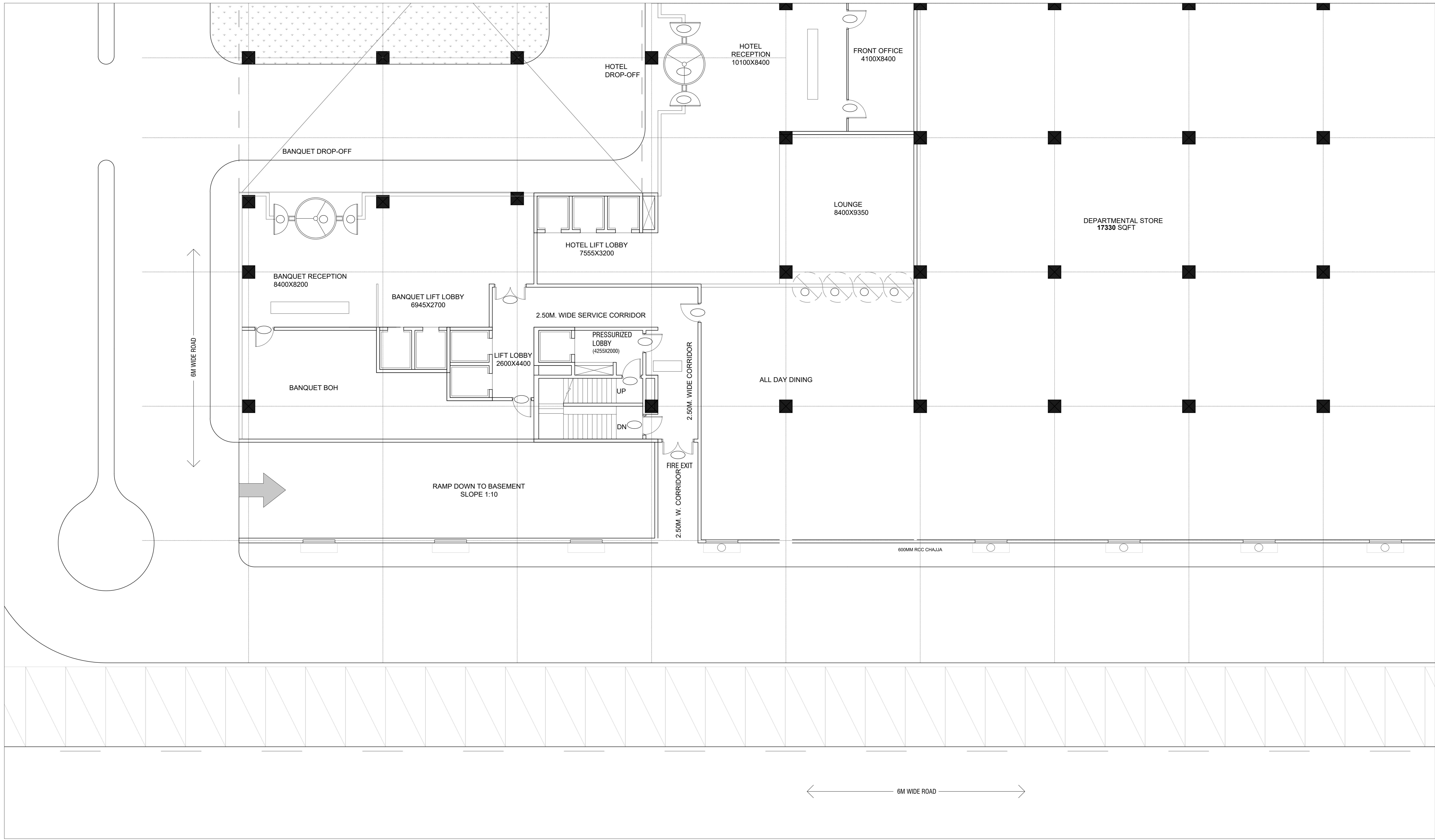
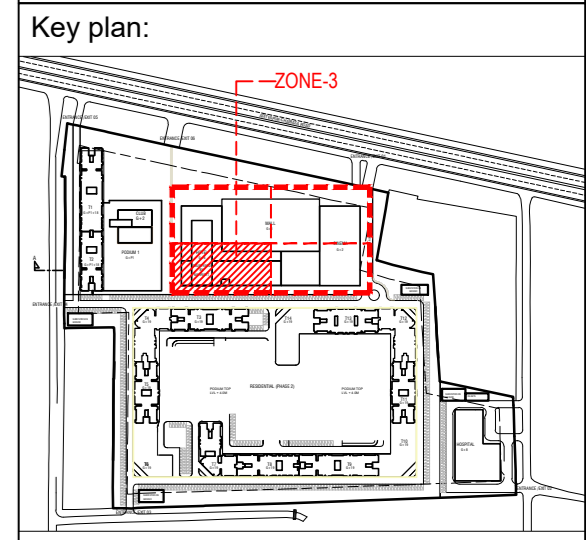
SIGNATURE OF ARCHITECT:

Drawn By: Avinash M
Project no: 1003
Date: 02/20/2020

Reviewed by: Sanjiv A
Revision no: A

DRAWING TITLE:
PHASE-I
MALL
GROUND FLOOR PLAN (ZONE-2)
SCALE: 1:100@A4

DRAWING NO:
1003-PDPL-AR-AM-ML-DWG-1000b



MALL - GROUND FLOOR PLAN (ZONE-3)
SCALE: 1/50

Sl.NO	D.NO	SIZE IN MM	SILL LVL. FROM G.C.	UNTEL LVL. FROM G.C.
1.	FD1	2000x2450	--	2450
2.	FD1A	3000x2450	--	2450
3.	FD2	1200x2150	--	2450
4.	FD3A	1200x2450	--	2450
5.	G0	2400x2450	--	2450
6.	D1	1000x2450	--	2450
7.	D2	2100x2450	--	2450
8.	D3	2000x2450	--	2450
9.	D4	900x2450	--	2450
10.	D5	2600x2450	--	2450
11.	D6	1800x2450	--	2450
12.	D7	1600x2450	--	2450
13.	TD1	1000x2450	--	2450
14.	TD2	700x2450	--	2450

Sl.NO	D.NO	SIZE IN MM	SILL LVL.	UNTEL LVL.
1.	W1	1200x1500	950	2450
2.	W2	2000x1500	950	2450
3.	W3	4000x1500	950	2450
4.	W4	2600x1500	950	2450
5.	SW1	1500x1200	950	2150
6.	SW2	1500x1200	950	3150

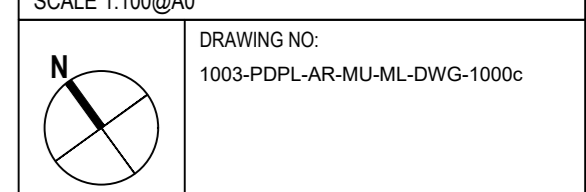
SIGNATURE OF APPLICANT:

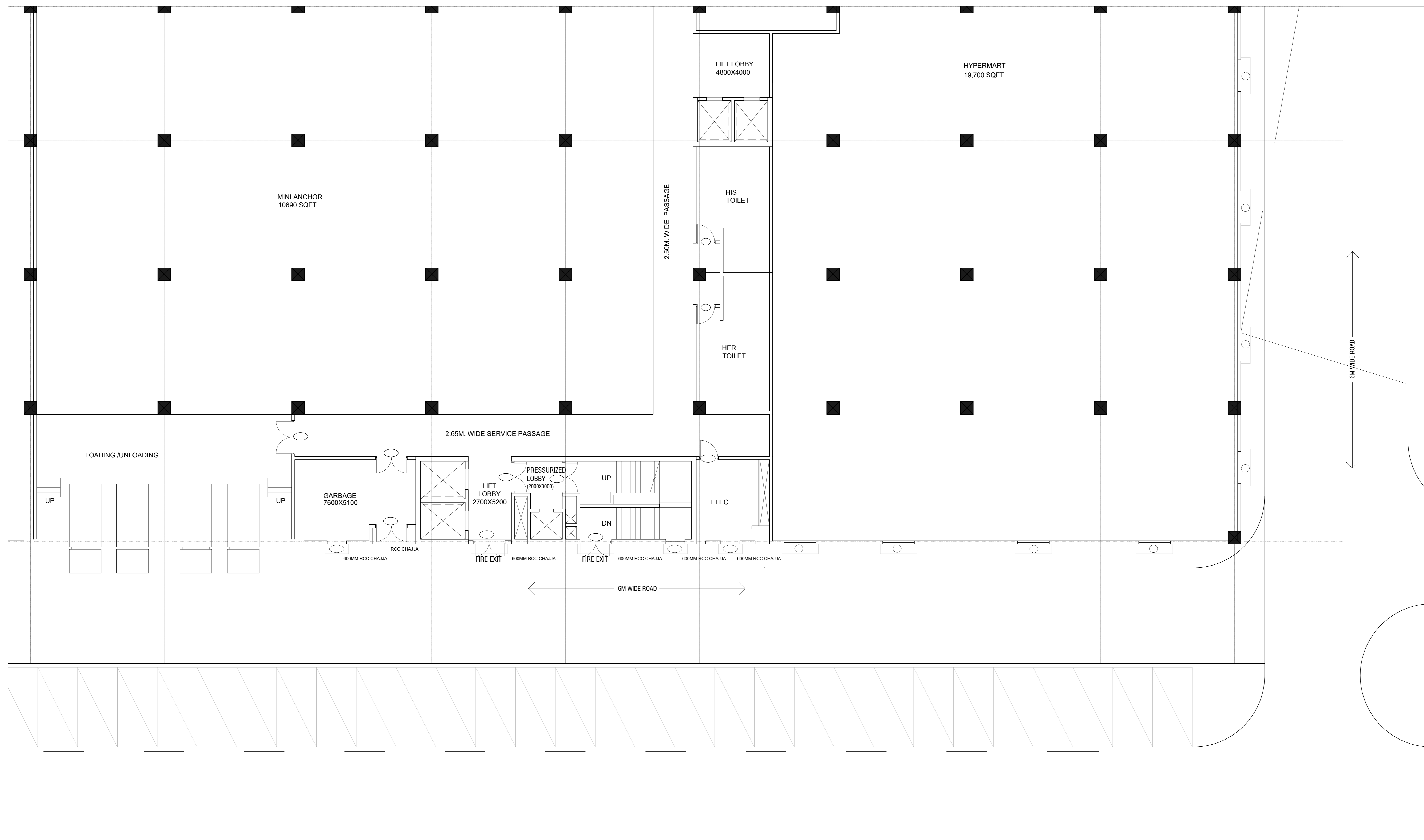
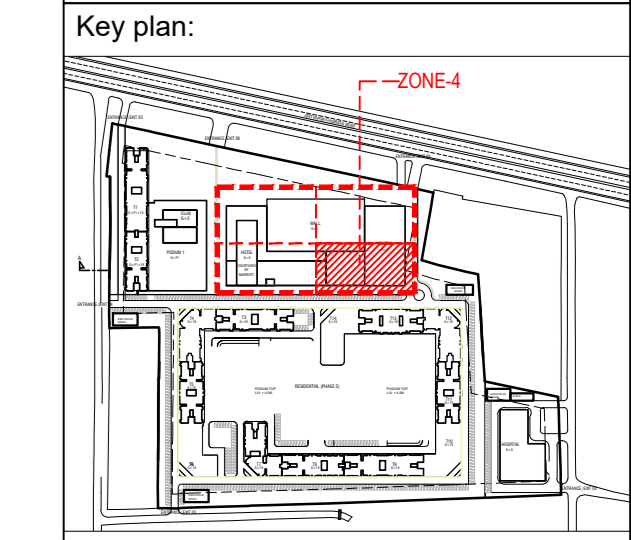
SIGNATURE OF ARCHITECT:

Drawn By: Avinash M
Project no: 1003
Date: 02/20/2020

Reviewed by: Sanjiv A
Revision no: A

DRAWING TITLE:
PHASE-I
MALL
GROUND FLOOR PLAN (ZONE-3)
SCALE: 1:100@A4





MALL - GROUND FLOOR PLAN (ZONE-4)
 SCALE: 1/50

DOOR CIVIL OPENINGS				
S.NO	D.NO	SIZE IN MM	SILL LVL. FROM G.C.	UNTEL LVL. FROM G.C.
1.	FD1	2000X2450	--	2450
2.	FD1A	3000X2450	--	2450
3.	FD2	1200X2150	--	2450
4.	FD3A	1200X2450	--	2450
5.	GD	2400X2450	--	2450
6.	D1	1000X2450	--	2450
7.	D2	2100X2450	--	2450
8.	D3	2000X2450	--	2450
9.	D4	900X2450	--	2450
10.	D5	2600X2450	--	2450
11.	D6	1800X2450	--	2450
12.	D7	1600X2450	--	2450
13.	TD1	1000X2450	--	2450
14.	TD2	700X2450	--	2450


WINDOW CIVIL OPENINGS				
S.NO	D.NO	SIZE IN MM	SILL LVL. FROM G.C.	UNTEL LVL. FROM G.C.
1.	W1	1200X1500	950	2450
2.	W2	2000X1500	950	2450
3.	W3	4000X1500	950	2450
4.	W4	2600X1500	950	2450
5.	SW1	1500X1200	950	2150
6.	SW2	1500X1200	950	3150

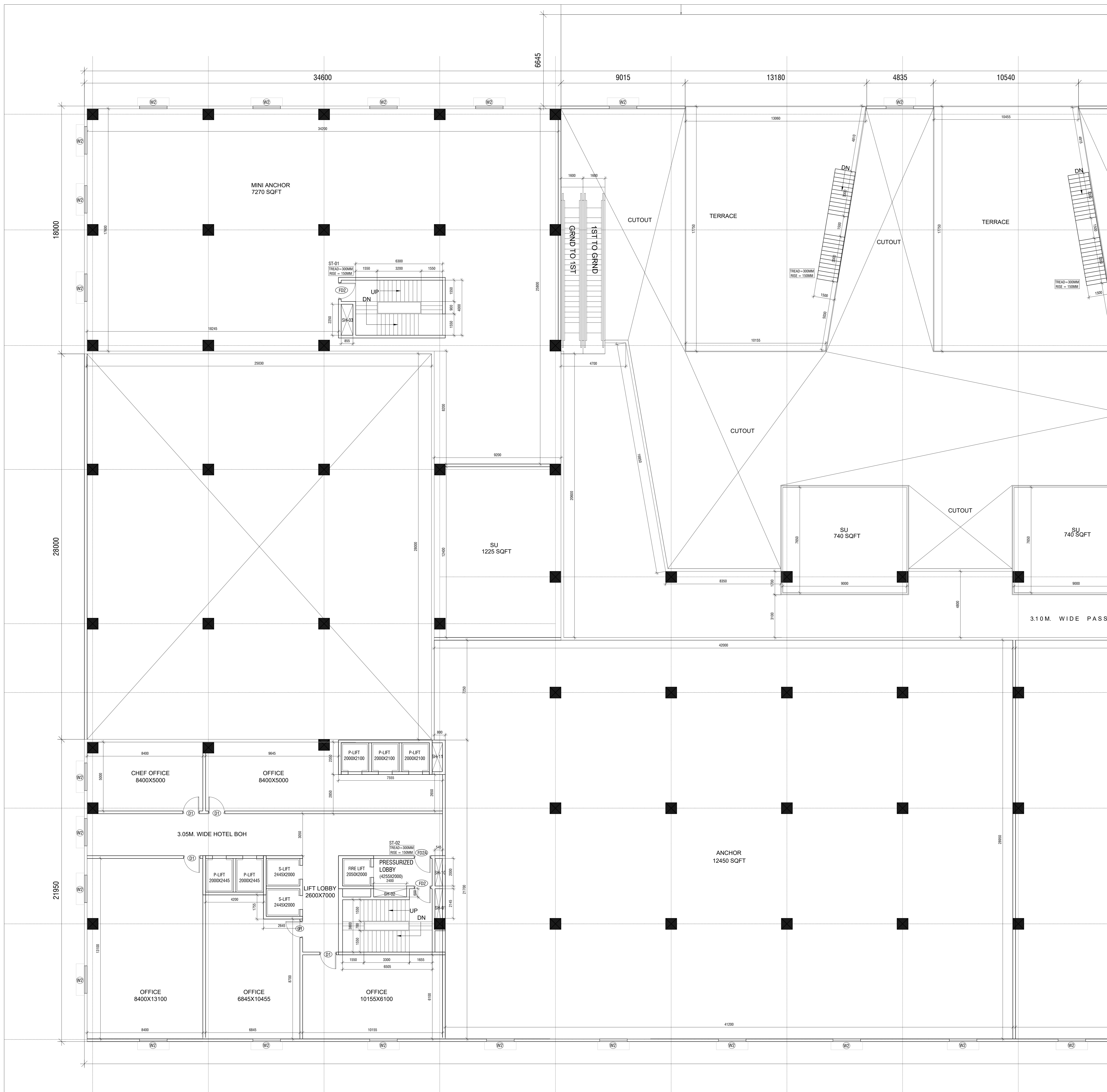
SIGNATURE OF APPLICANT:

SIGNATURE OF ARCHITECT:

Drawn By: Avinash M
 Project no: 1003
 Reviewed by: Sanjib A
 Revision no: A
 Date: 02/20/2020

DRAWING TITLE:
 PHASE-I
 MALL
 GROUND FLOOR PLAN (ZONE-4)
 SCALE: 1:100@A4





MALL - FIRST FLOOR PLAN (ZONE-1)
SCALE: 1/100

DOOR CIVIL OPENINGS				
Sr.NO	D.NO	SIZE IN MM	SILL LVL. FROM FSL	UNTEL LVL. FROM FSL
1.	FD1	2000X2450	--	2450
2.	FD1A	2000X2450	--	2450
3.	FD2	1200X2150	--	2450
4.	FD2A	1200X2450	--	2450
5.	GD	2400X2450	--	2450
6.	D1	1000X2450	--	2450
7.	D2	2100X2450	--	2450
8.	D3	2000X2450	--	2450
9.	D4	900X2450	--	2450
10.	D5	2600X2450	--	2450
11.	D6	1800X2450	--	2450
12.	D7	1600X2450	--	2450
13.	TD1	1000X2450	--	2450
14.	TD2	700X2450	--	2450

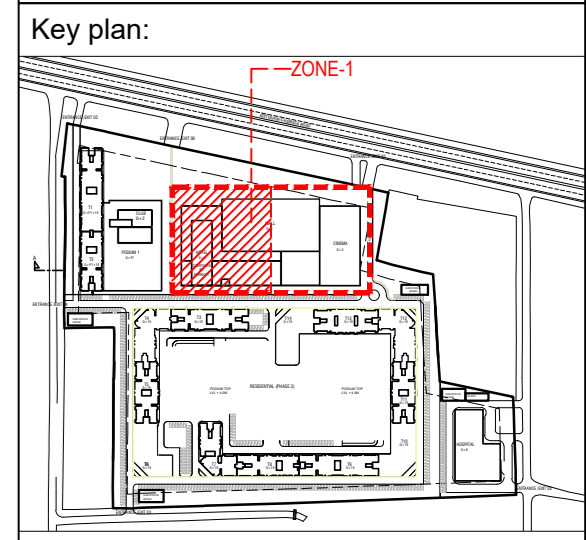
WINDOW CIVIL OPENINGS				
Sr.NO	D.NO	SIZE IN MM	SILL LVL. FROM FSL	UNTEL LVL. FROM FSL
1.	W1	1200X1300	950	2450
2.	W2	2000X1300	950	2450
3.	W3	4000X1300	950	2450
4.	W4	2600X1300	950	2450
5.	SW1	1000X1200	950	2150
6.	SW2	1500X1200	950	2150

OWNER: Forum Infrastructure Pvt. Ltd.

PROJECT: PROPOSED "CITY CENTER" AT ADITYAPUR, HARKHAND, OVER PLOT NO S- A-1, A-2, A-3, A-4, A-5, B-1, B-2, B-3, B-4, B-5, C-2(P), C-3, C-4, C-5, C-6, C-7, C-8, C-9, NS-1, NS-2, NS-3(P), NS-9, NS-10, NS-11, NS-12, NS-13, NS-14, NS-15(P), NS-61, NS-62(P), NS-63, NS-64(P), VILLAGE - ASANGI, THANA No-126, THANA - SARAIKELLA, DIST -SARAIKELLA, KHARSAWAN.

ARCHITECT: PRACTICE
Practice Design Pvt. Ltd. | Technopolis | Sector 51
Saltlake City | Kolkata 700091
TEL: +91 33 4006 3131

STRUCTURAL CONSULTANT: S.P.A. Consultants
34, Ramchandraroad Road,
Kolkata-700020.
Ph & Fax: (033) 24752764, 2485-644859

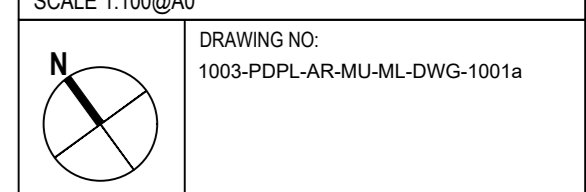


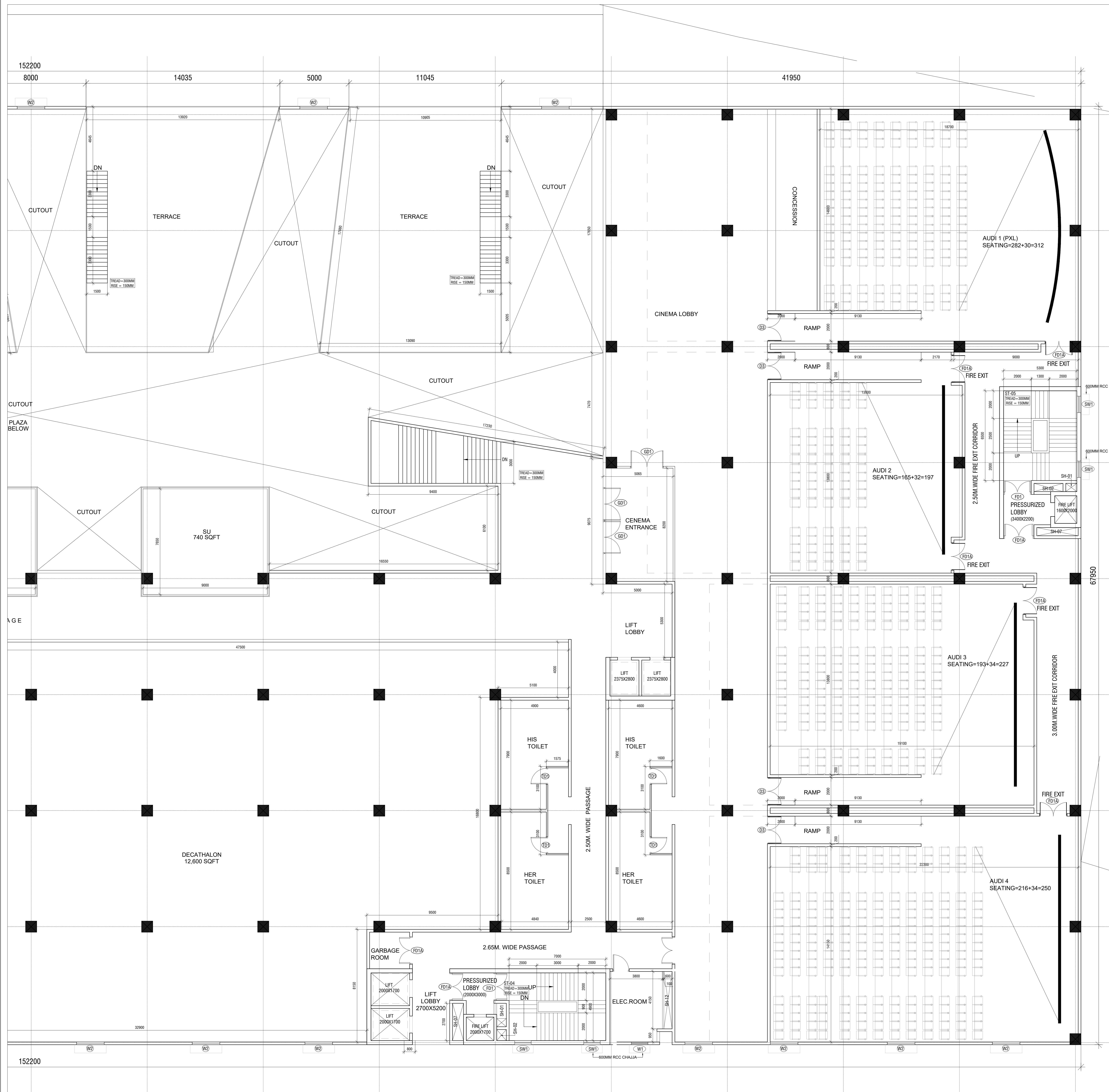
SIGNATURE OF APPLICANT:

SIGNATURE OF ARCHITECT:

Drawn by: Avinash M
Project no: 1003
Reviewed by: Sanjiv A
Revision no: A
Date: 02/20/2020

DRAWING TITLE: PHASE-I MALL FIRST FLOOR PLAN (ZONE-1)
SCALE: 1/100 @A4



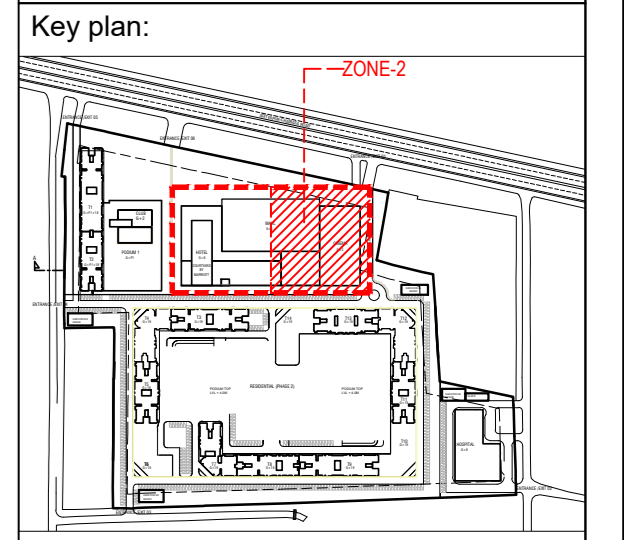


OWNER:
Forum Infrastructure Pvt. Ltd.

PROJECT:
PROPOSED "CITY CENTER" AT ADITYAPUR, HARKHAND OVER PLOT NO S- A-1, A-2, A-3, A-4, A-5, B-1, B-2, B-3, B-4, B-5, C-1(P), C-3, C-4, C-5, C-6, C-7, C-8, C-9, NS-1, NS-3(P), NS-9, NS-10, NS-11, NS-12, NS-13, NS-14, NS-15(P), NS-61, NS-62(P), NS-63, NS-64(P), VILLAGE - JASANGI, THANA No-126, THANA - SARAIKELLA, DIST - SARAIKELLA, KHARSAWAN.

ARCHITECT:
PRACTICE
Practice Design Pvt. Ltd. | Technopolis | Sector 51
Safdarjung Enclave, New Delhi 110029
TEL: +91 33 4006 3131

S.P.A. Consultants:
34, Ramnagar Outer Road,
Kolkata-700025
Ph & Fax: (033) 24752164, 2485 64859



DOOR CIVIL OPENINGS

Sl.NO	D.NO	SIZE IN MM	SILL LVL.	UNTEL LVL.
1.	FD1	2000X2450	--	2450
2.	FD1A	2000X2450	--	2450
3.	FD2	1200X2150	--	2450
4.	FD2A	1200X2450	--	2450
5.	GD	2400X2450	--	2450
6.	D1	1000X2450	--	2450
7.	D2	2100X2450	--	2450
8.	D3	2000X2450	--	2450
9.	D4	900X2450	--	2450
10.	D5	2600X2450	--	2450
11.	D6	1800X2450	--	2450
12.	D7	1600X2450	--	2450
13.	TD1	1000X2450	--	2450
14.	TD2	780X2450	--	2450

WINDOW CIVIL OPENINGS

Sl.NO	D.NO	SIZE IN MM	SILL LVL.	UNTEL LVL.
1.	W1	1200X1500	950	2450
2.	W2	2600X1500	950	2450
3.	W3	4000X1500	950	2450
4.	W4	2600X1500	950	2450
5.	SW1	1500X1200	950	2150
6.	SW2	1500X1200	950	3150

SIGNATURE OF APPLICANT:

SIGNATURE OF ARCHITECT:

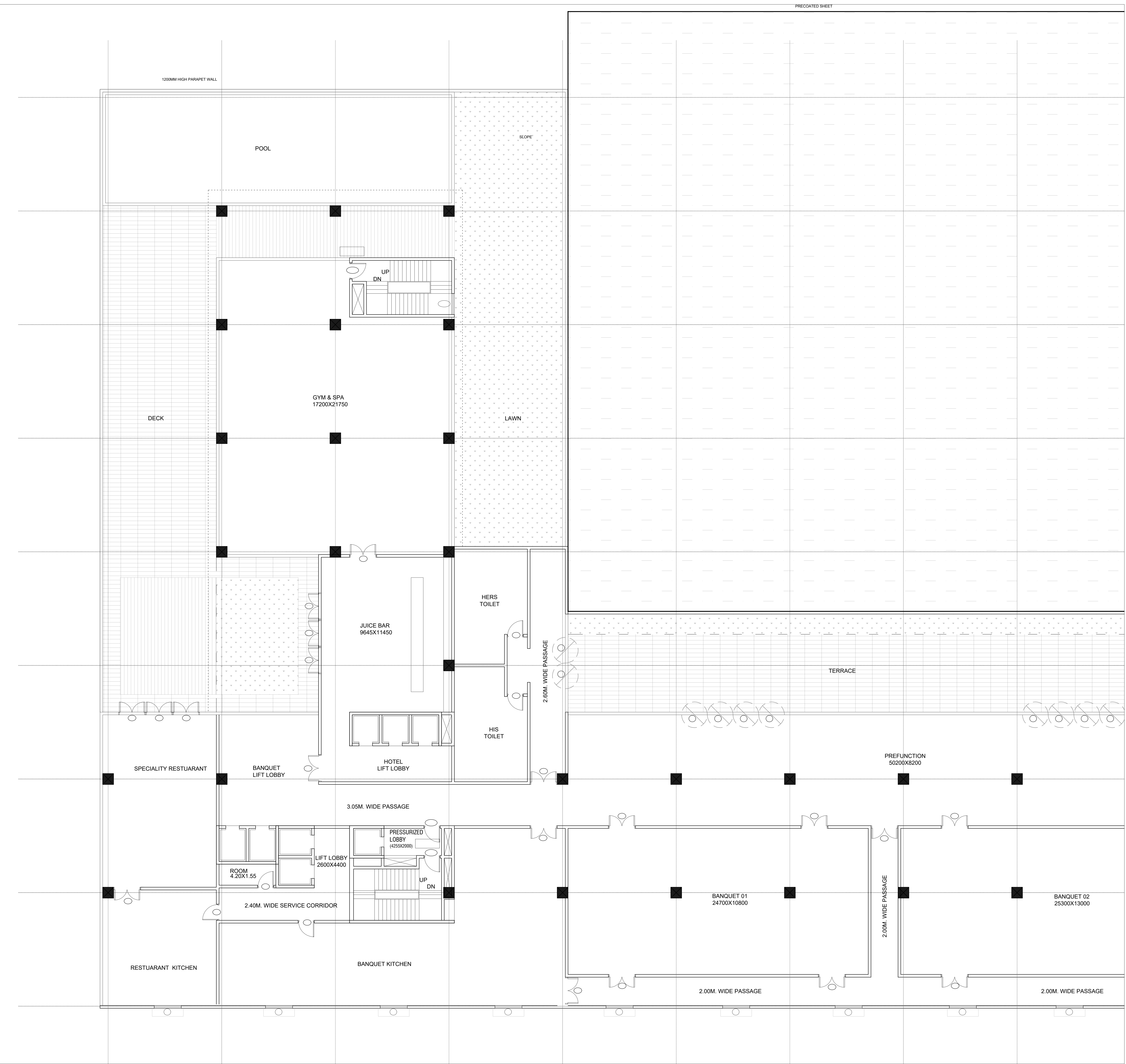
Drawn by: Avinash M
Project no: 1003

Reviewed by: Sandip A
Revision no: A
Date: 02/20/2020

MALL - FIRST FLOOR PLAN (ZONE-2)
SCALE: 1:100

DRAWING TITLE:
PHASE-I
MALL
FIRST FLOOR PLAN (ZONE-2)
SCALE: 1:100

DRAWING NO:
1003-PDFL-ARRAJAL-DWG-1001b



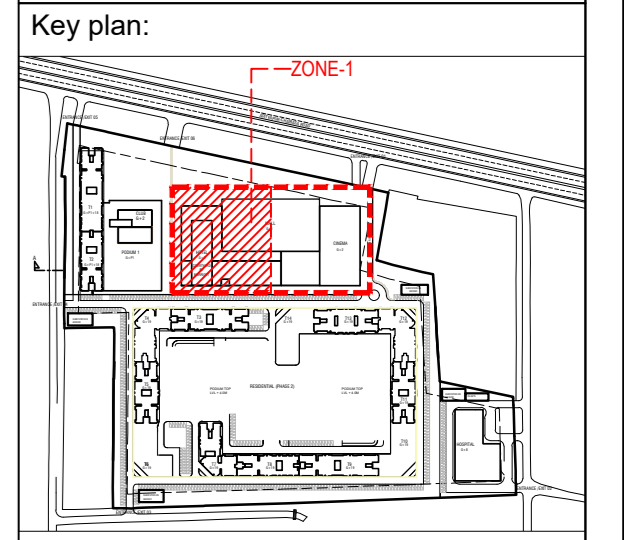
MALL- SECOND FLOOR PLAN (ZONE-1)
SCALE: 1/100

OWNER: Forum Infrastructure Pvt. Ltd.

PROJECT: PROPOSED "CITY CENTER" AT ADITYAPUR, HARKHAND OVER PLOT NO S- A-1, A-2, A-3, A-4, A-5, B-1, B-2, B-3, B-4, B-5, C-2(P), C-3, C-4, C-5, C-6, C-7, C-8, C-9, NS-1, NS-3(P), NS-9, NS-10, NS-11, NS-12, NS-13, NS-14, NS-15(P), NS-61, NS-62(P), NS-63, NS-64(P), VILLAGE - ASANGI, THANA No-126, THANA - SARAIKELLA, DIST - SARAIKELLA, KHARSWAN.

ARCHITECT: PRACTICE
Practice Design Pvt. Ltd. | Technopolis | Sector 51
Safedra City | Kolkata 700051
TEL: +91 33 4006 3131

STRUCTURAL CONSULTANT: S.P.A. Consultants
34, Ramnagar Dutt Road,
Kolkata 700 025
Ph & Fax: (033) 24752164, 2485 64859



DOOR CIVIL OPENINGS				
S.NO	D.NO	SIZE IN MM	SILL LVL. FROM G.L.	LINTEL LVL. FROM G.L.
1.	FD1	2000x2450	--	2450
2.	FD1A	3000x2450	--	2450
3.	FD2	1200x2450	--	2450
4.	FD3A	1200x2450	--	2450
5.	GD	2400x2450	--	2450
6.	D1	1000x2450	--	2450
7.	D2	2100x2450	--	2450
8.	D3	2000x2450	--	2450
9.	D4	900x2450	--	2450
10.	D5	2600x2450	--	2450
11.	D6	1800x2450	--	2450
12.	D7	1600x2450	--	2450
13.	TD1	1000x2450	--	2450
14.	TD2	700x2450	--	2450

WINDOW CIVIL OPENINGS				
S.NO	D.NO	SIZE IN MM	SILL LVL.	LINTEL LVL.
1.	W1	1200x1350	950	2450
2.	W2	2000x1350	950	2450
3.	W3	4000x1350	950	2450
4.	W4	2600x1350	950	2450
5.	SW1	1500x1200	950	2150
6.	SW2	1500x1200	950	2150

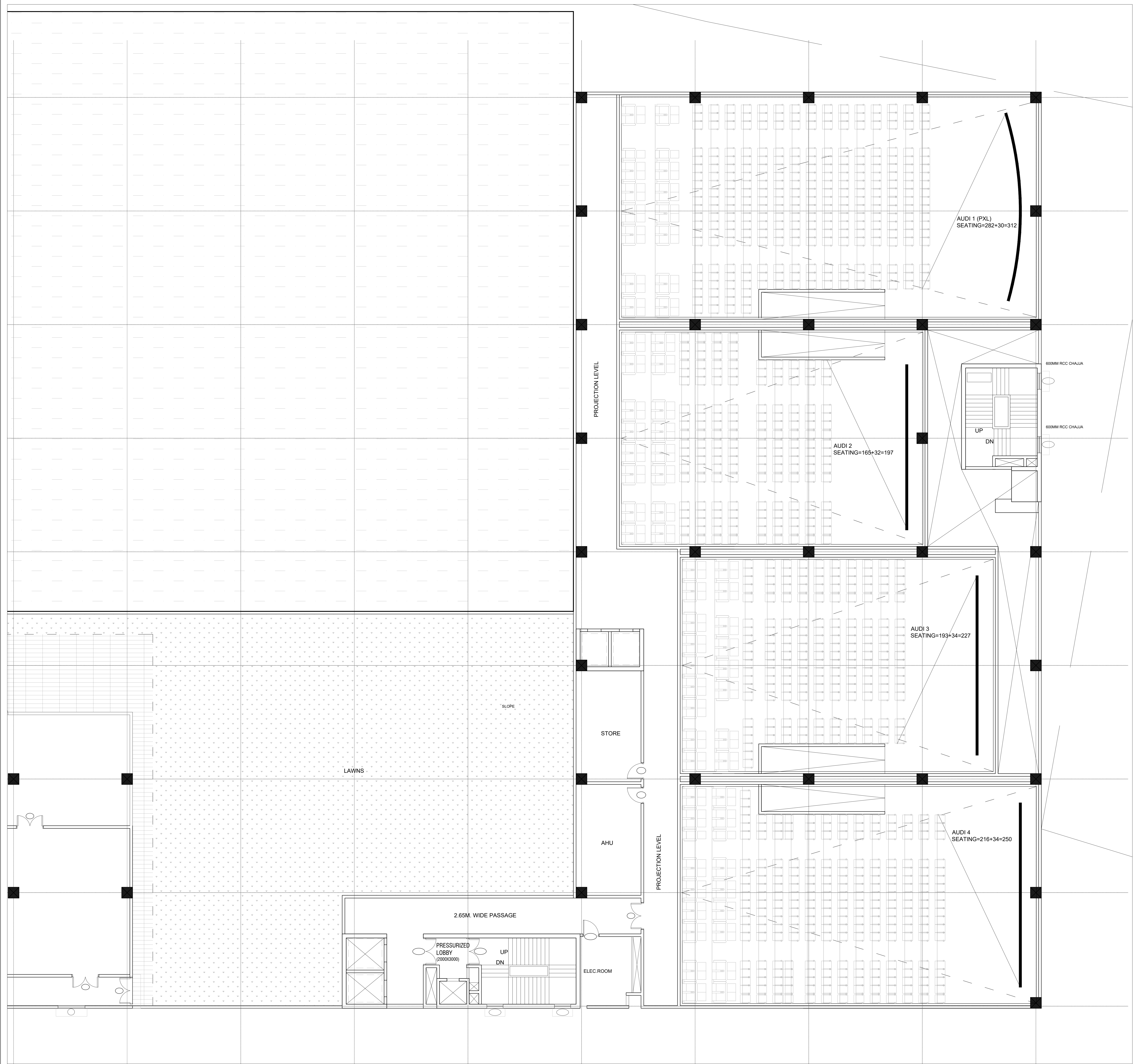
SIGNATURE OF APPLICANT:

SIGNATURE OF ARCHITECT:

Drawn by: Avinash M
Project no: 1003
Reviewed by: Sandip A
Revision no: A
Date: 02/20/2020

DRAWING TITLE:
PHASE-I
MALL-
SECOND FLOOR PLAN (ZONE-1)
SCALE: 1/100

DRAWING NO:
1003 PDP1-AR-MU-AL-DWG-1002a



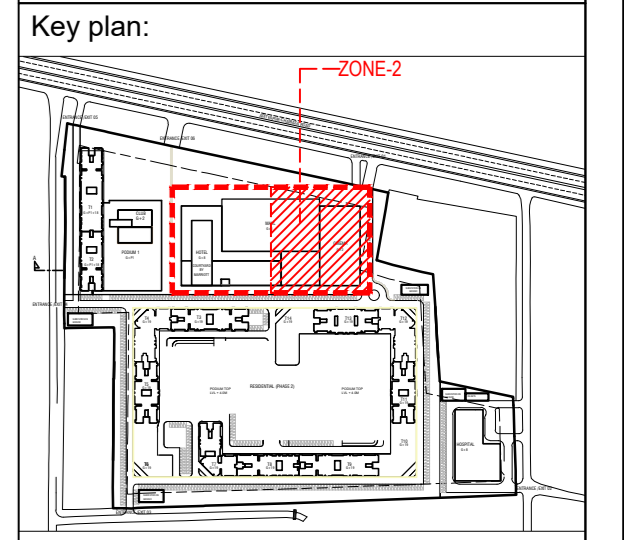
MALL- SECOND FLOOR PLAN (ZONE-2)
SCALE: 1/100

OWNER:
Forum Infrastructure Pvt. Ltd.

PROJECT:
PROPOSED "CITY CENTER" AT ADITYAPUR, JHARKHAND, OVER PLOT NO S- A-1, A-2, A-3, A-4, A-5, B-1, B-2, B-3, B-4, B-5, C-2(P), C-3, C-4, C-5, C-6, C-7, C-8, C-9, NS-1, NS-3(P), NS-9, NS-10, NS-11, NS-12, NS-13, NS-14, NS-15(P), NS-61, NS-62(P), NS-63, NS-64(P), VILLAGE - ASANGI, THANA No-126, THANA - SARAIKELLA, DIST -SARAIKELLA, KHARSAWAN.

ARCHITECT:
PRACTICE
Practice Design Pvt. Ltd. | Technopolis | Sector 51
Salt Lake City | Kolkata 700091
TEL: +91 33 4006 3131

STRUCTURAL CONSULTANT:
S.P.A. Consultants
34, Ramnagar Datta Road,
Kolkata 700020
Ph & Fax: (033) 24752164, 2485-64859



DOOR CIVIL OPENINGS

S.NO	D.NO	SIZE IN MM	SILL LVL. FROM FFL	UNTEL LVL. FROM FFL
1.	FD1	2000x2450	--	2450
2.	FD1A	2000x2450	--	2450
3.	FD2	1200x2150	--	2450
4.	FD2A	1200x2450	--	2450
5.	GD	2400x2450	--	2450
6.	D1	1000x2450	--	2450
7.	D2	2100x2450	--	2450
8.	D3	2000x2450	--	2450
9.	D4	900x2450	--	2450
10.	D5	2600x2450	--	2450
11.	D6	1800x2450	--	2450
12.	D7	1600x2450	--	2450
13.	TD1	1000x2450	--	2450
14.	TD2	700x2450	--	2450

WINDOW CIVIL OPENINGS

S.NO	D.NO	SIZE IN MM	SILL LVL.	UNTEL LVL.
1.	W1	1200x1350	950	2450
2.	W2	2000x1350	950	2450
3.	W3	4000x1350	950	2450
4.	W4	2600x1350	950	2450
5.	SW1	1500x1200	950	2150
6.	SW2	1500x1200	950	2150

SIGNATURE OF APPLICANT:

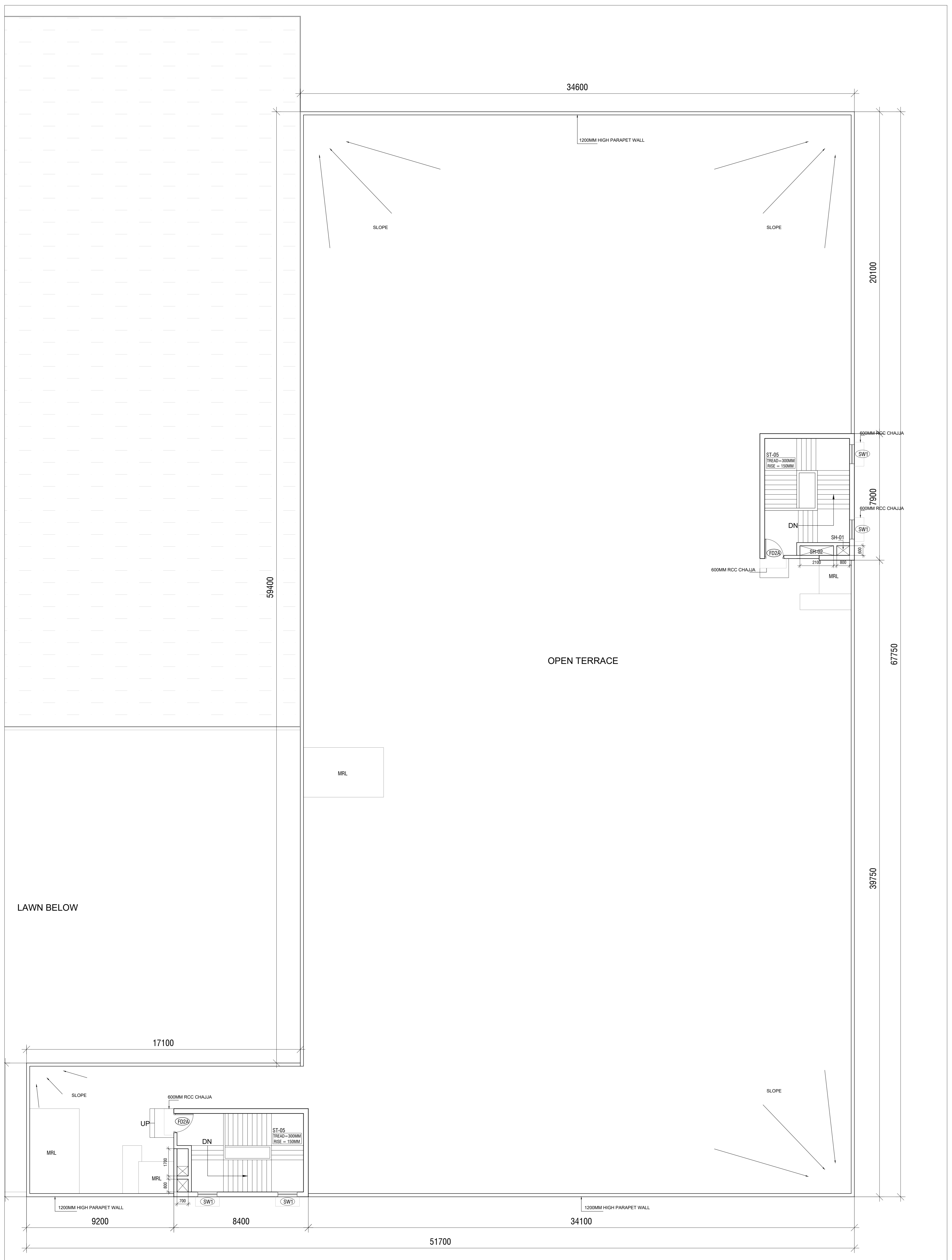
SIGNATURE OF ARCHITECT:

Drawn by:
Avinash M
Project no:
1003

Reviewed by:
Sanjiv A
Revision no:
A
Date:
02/20/2020

DRAWING TITLE:
PHASE-I
MALL-
SECOND FLOOR PLAN (ZONE-2)
SCALE: 1/100@A4

DRAWING NO:
1003-PCPL-AR-MJ-A4-DWG-1002B



MALL - TERRACE FLOOR PLAN
SCALE:1:100

DOOR CIVIL OPENINGS				
S.NO	D.NO	SIZE IN MM	SILL LVL. FROM G.C.	LINTEL LVL. FROM G.C.
1.	FD1	2000x2450	--	2450
2.	FD1A	3000x2450	--	2450
3.	FD2	1200x2150	--	2450
4.	FD2A	1200x2450	--	2450
5.	GD	2400x2450	--	2450
6.	D1	1000x2450	--	2450
7.	D2	2100x2450	--	2450
8.	D3	2000x2450	--	2450
9.	D4	900x2450	--	2450
10.	D5	2600x2450	--	2450
11.	D6	1800x2450	--	2450
12.	D7	1600x2450	--	2450
13.	TD1	1000x2450	--	2450
14.	TD2	700x2450	--	2450

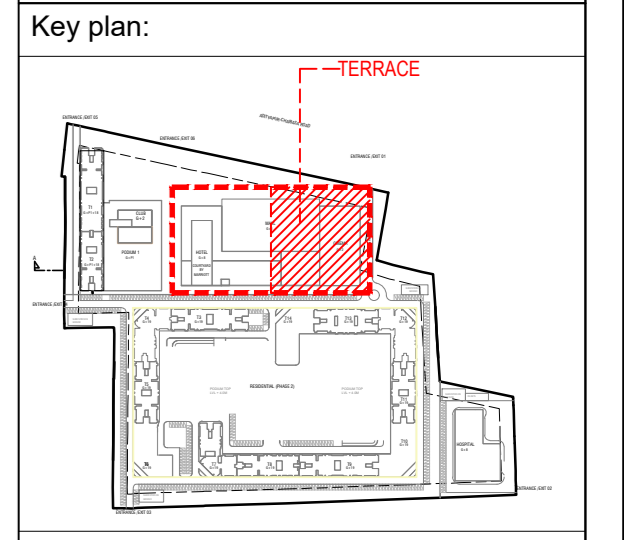
WINDOW CIVIL OPENINGS				
S.NO	D.NO	SIZE IN MM	SILL LVL.	LINTEL LVL.
1.	W1	1200x1350	950	2450
2.	W2	2000x1900	950	2450
3.	W3	4000x1900	950	2450
4.	W4	2600x1350	950	2450
5.	SW1	1000x1200	950	2150
6.	SW2	1500x1200	950	2150

OWNER:
Forum Infrastructure Pvt. Ltd.

PROJECT:
PROPOSED "CITY CENTER" AT ADITYAPUR, JHARKHAND, OVER PLOT NO S- A-1, A-2, A-3, A-4, A-5, B-1, B-2, B-3, B-4, B-5, C-2(P), C-3, C-4, C-5, C-6, C-7, C-8, C-9, NS-1, NS-3(P), NS-9, NS-10, NS-11, NS-12, NS-13, NS-14, NS-15(P), NS-61, NS-62(P), NS-63, NS-64(P), VILLAGE - ASANGI, THANA No-126, THANA - SARAIKELLA, DIST -SARAIKELLA, KHARSAWAN.

Architect:
PRACTICE
Practice Design Pvt. Ltd. | Technopolis | Sector 51
Saltlake City | Kolkata 700051
TEL: +91 33 4006 3131

Structural Consultant:
S.P.A. Consultants
34, Ramnagar Dutt Road,
Kolkata-700025
Ph & Fax: (033) 24752164, 2485 64859



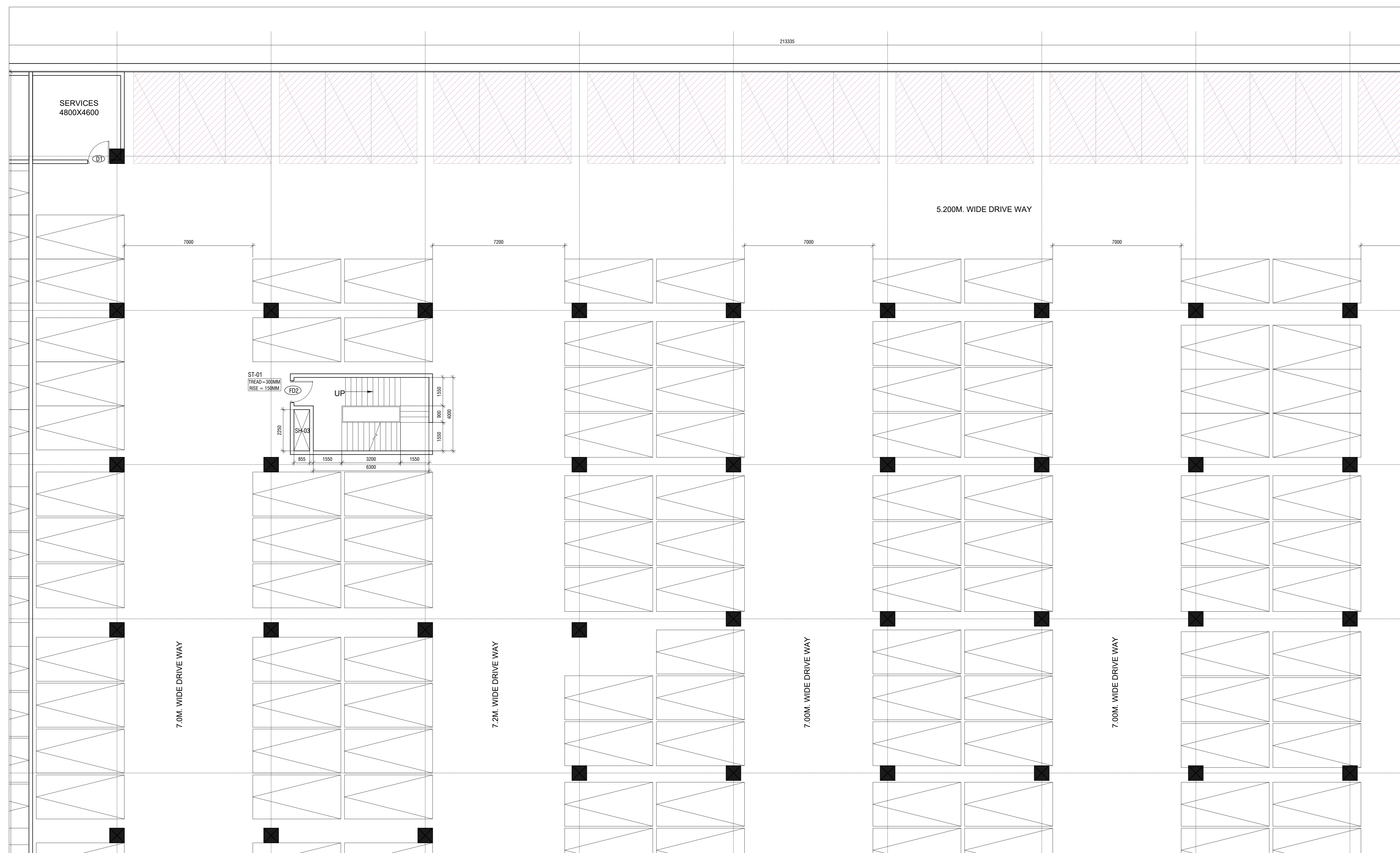
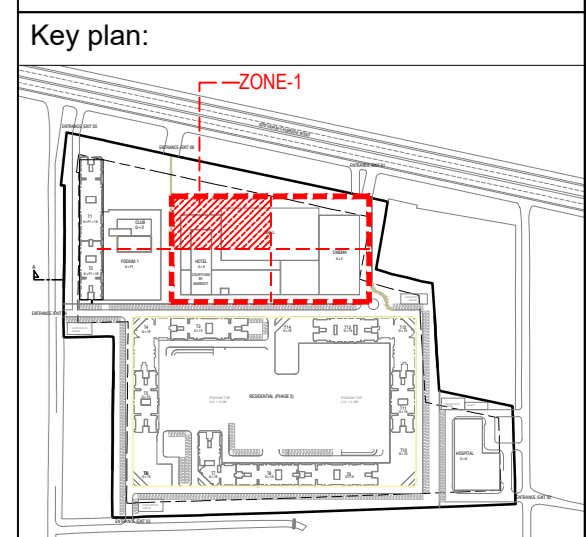
SIGNATURE OF APPLICANT:

SIGNATURE OF ARCHITECT:

Drawn By: Avinash M
Project no: 1003
Reviewed by: Sanjiv A
Revision no: A
Date: 02/20/2020

DRAWING TITLE:
PHASE-I
MALL -
TERRACE FLOOR PLAN
SCALE: 1:100

DRAWING NO:
1003 PFCPL-AR-MU-AR-CWG-1003



MALL- BASEMENT FLOOR PLAN (ZONE-1)
SCALE:1:100

Sl.NO	D.NO	SIZE IN MM	SILL LVL. FROM G.L.	LINTEL LVL. FROM G.L.
1.	FD1	2000x2450	--	2450
2.	FD1A	2000x3450	--	2450
3.	FD2	1200x2450	--	2450
4.	FD3A	1200x2450	--	2450
5.	GD	2400x2450	--	2450
6.	D1	1200x2450	--	2450
7.	D2	2100x2450	--	2450
8.	D3	2000x2450	--	2450
9.	D4	900x2450	--	2450
10.	D5	2600x2450	--	2450
11.	D6	1900x2450	--	2450
12.	D7	1600x2450	--	2450
13.	TD1	1200x2450	--	2450
14.	TD2	750x2450	--	2450

Sl.NO	D.NO	SIZE IN MM	SILL LVL.	LINTEL LVL.
1.	W1	1200x1050	950	2450
2.	W2	2600x1900	950	2450
3.	W3	4000x1900	950	2450
4.	W4	2600x1900	950	2450
5.	SW1	1500x1200	950	2150
6.	SW2	1500x1200	950	2150

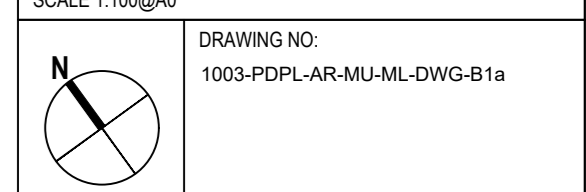
SIGNATURE OF APPLICANT:

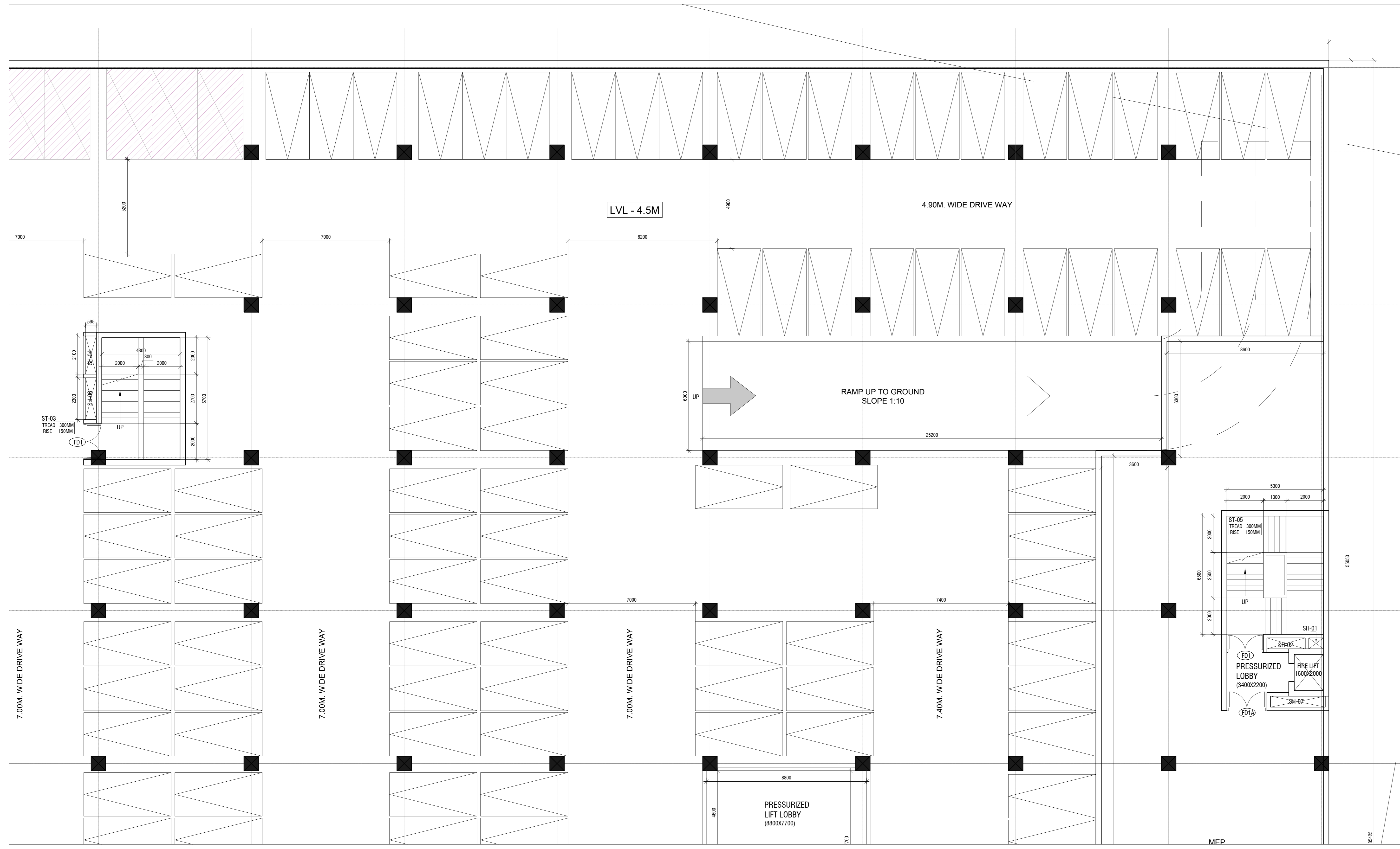
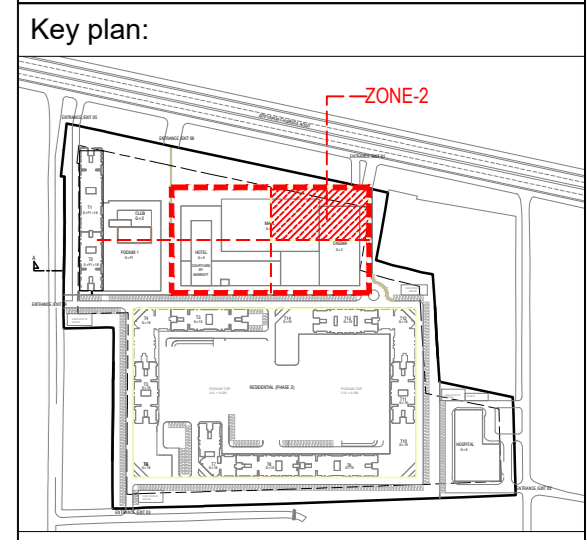
SIGNATURE OF ARCHITECT:

Drawn by: Avinash M
Project no: 1003
Date: 02/20/2020

Reviewed by: Sandip A
Revision no: A

DRAWING TITLE:
PHASE-I
MALL
BASEMENT FLOOR PLAN (ZONE-1)
SCALE: 1:100@A0





MALL- BASEMENT FLOOR PLAN (ZONE-2)
SCALE:100

Sl.NO	D.NO	SIZE IN MM	SILL LVL.	LINTEL LVL.
1.	FD1	2000x2450	--	2450
2.	FD1A	2000x2450	--	2450
3.	FD2	1200x2450	--	2450
4.	FD2A	1200x2450	--	2450
5.	GD	2400x2450	--	2450
6.	D1	1000x2450	--	2450
7.	D2	2100x2450	--	2450
8.	D3	2000x2450	--	2450
9.	D4	900x2450	--	2450
10.	D5	2600x2450	--	2450
11.	D6	1900x2450	--	2450
12.	D7	1600x2450	--	2450
13.	TD1	1200x2450	--	2450
14.	TD2	780x2450	--	2450

Sl.NO	D.NO	SIZE IN MM	SILL LVL.	LINTEL LVL.
1.	W1	1200x1500	950	2450
2.	W2	2600x1500	950	2450
3.	W3	4000x1500	950	2450
4.	W4	2600x1500	950	2450
5.	SW1	1500x1200	950	2150
6.	SW2	1500x1200	950	3150

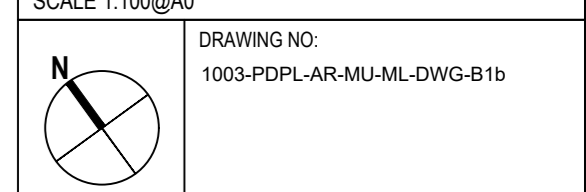
SIGNATURE OF APPLICANT:

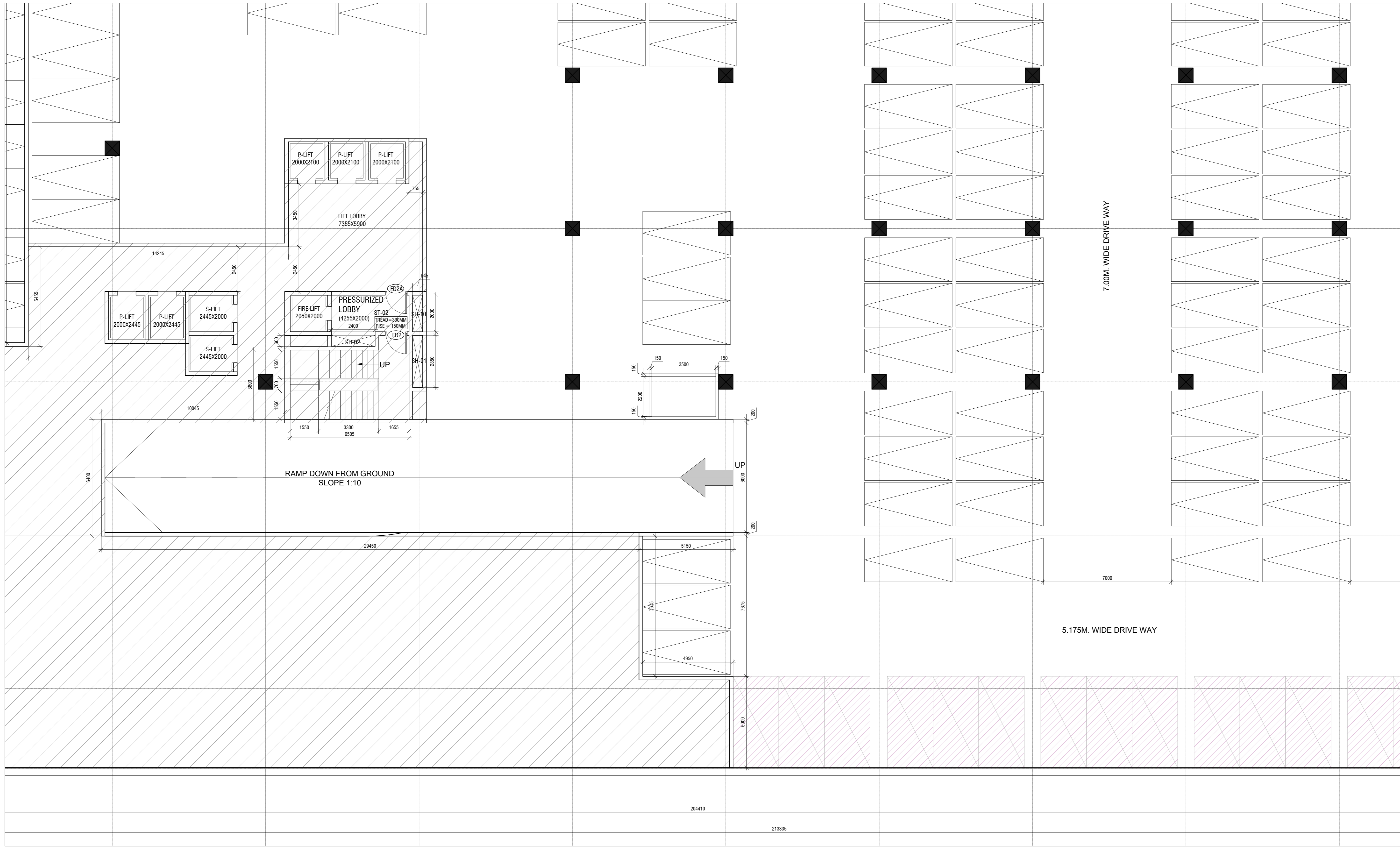
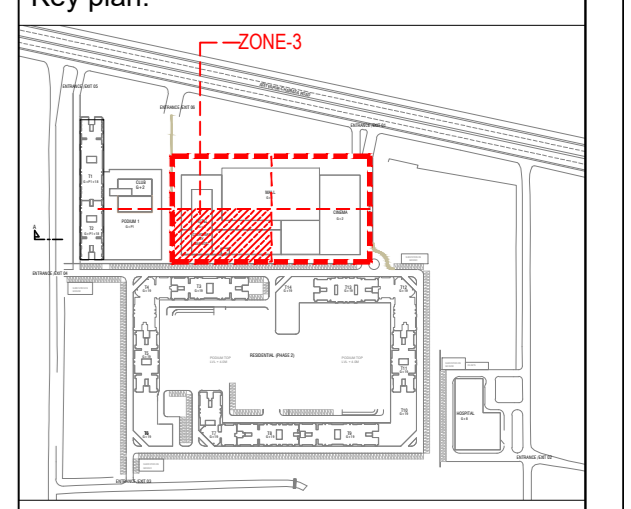
SIGNATURE OF ARCHITECT:

Drawn by: Avinash M
Project no: 1003
Date: 02/20/2020

Reviewed by: Sanjiv A
Revision no: A

DRAWING TITLE:
PHASE-I
MALL
BASEMENT FLOOR PLAN (ZONE-2)
SCALE: 1:100@A4





MALL - BASEMENT FLOOR PLAN (ZONE-3)
SCALE: 1/50

DOOR CIVIL OPENINGS				
S.NO	D.NO	SIZE IN MM	SILL LVL. FROM G.L.	UNTEL LVL. FROM G.L.
1.	FD1	2000x2450	--	2450
2.	FD1A	3000x2450	--	2450
3.	FD2	1200x2150	--	2450
4.	FD3A	1200x2450	--	2450
5.	GD	2400x2450	--	2450
6.	D1	1000x2450	--	2450
7.	D2	2100x2450	--	2450
8.	D3	2000x2450	--	2450
9.	D4	900x2450	--	2450
10.	D5	2600x2450	--	2450
11.	D6	1800x2450	--	2450
12.	D7	1600x2450	--	2450
13.	TD1	1000x2450	--	2450
14.	TD2	700x2450	--	2450

WINDOW CIVIL OPENINGS				
S.NO	D.NO	SIZE IN MM	SILL LVL.	UNTEL LVL.
1.	W1	1200x1350	950	2450
2.	W2	2000x1920	950	2450
3.	W3	4000x1920	950	2450
4.	W4	2600x1920	950	2450
5.	SW1	1500x1200	950	2150
6.	SW2	1500x1200	950	3150

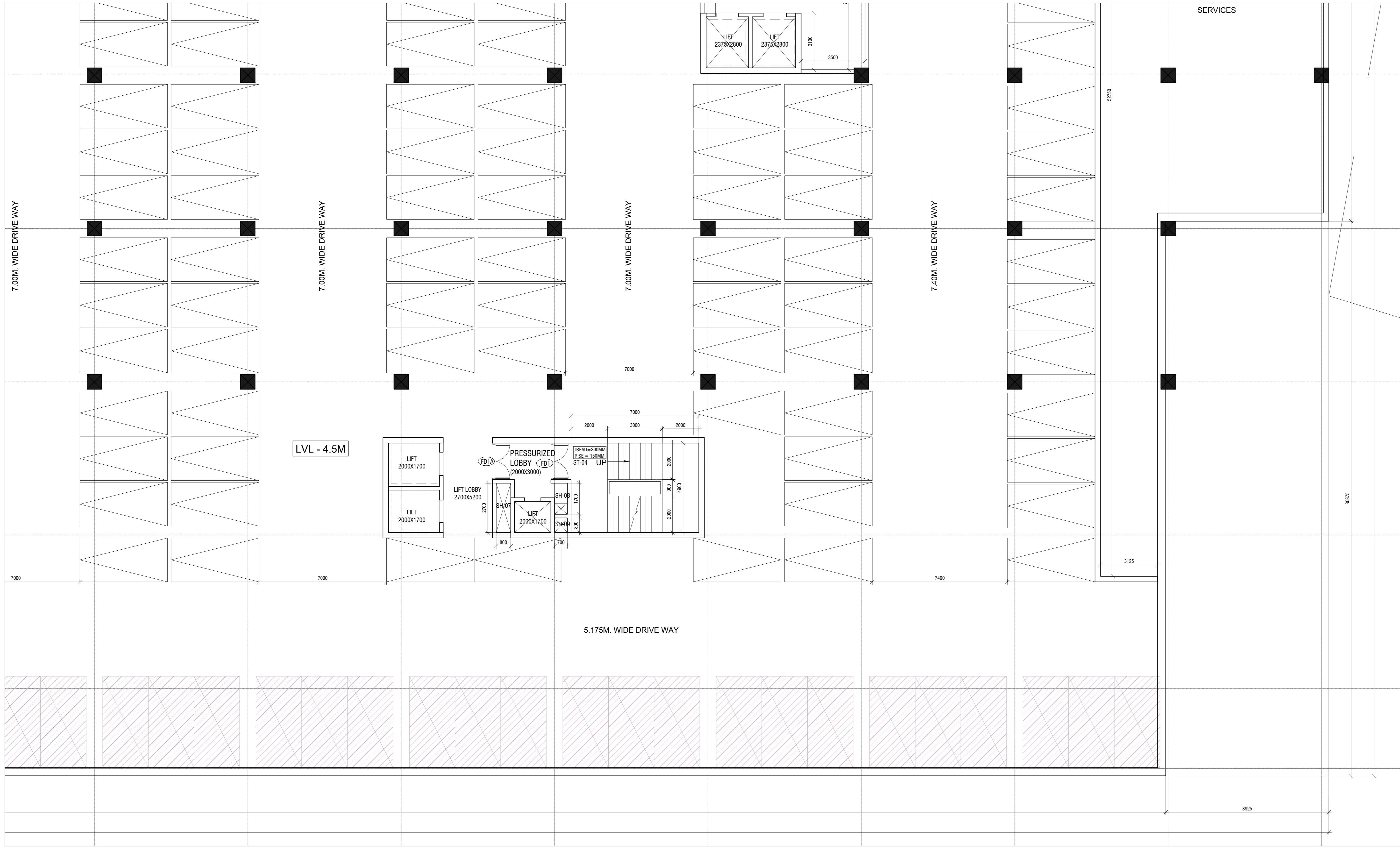
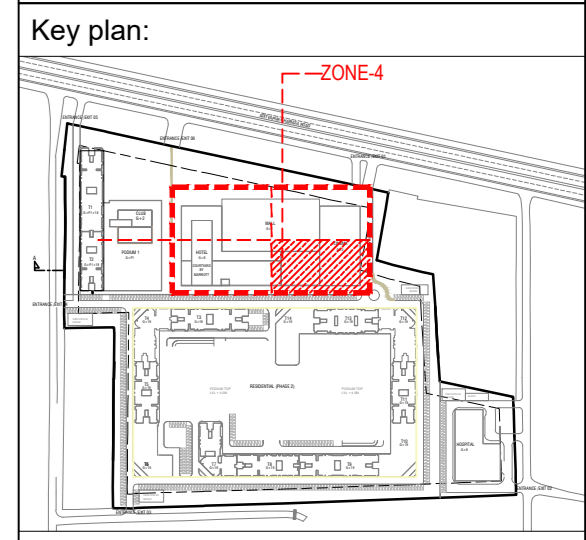
SIGNATURE OF APPLICANT:

SIGNATURE OF ARCHITECT:

Drawn By: Avinash M
Project no: 1003
Date: 02/20/2020

Reviewed by: Sanjib A
Revision no: A
Date: 02/20/2020

DRAWING TITLE:
PHASE-I
MALL
BASEMENT FLOOR PLAN (ZONE-3)
SCALE: 1:100@A4



MALL- BASEMENT FLOOR PLAN (ZONE-4)
SCALE:100

S.NO	D.NO	SIZE IN MM	SILL LVL FROM G.L.	UNTEL LVL FROM G.L.
1.	FD1	2000x2450	--	2450
2.	FD1A	3000x2450	--	2450
3.	FD2	1200x2450	--	2450
4.	FD3A	1200x2450	--	2450
5.	GD	2400x2450	--	2450
6.	D1	1000x2450	--	2450
7.	D2	2100x2450	--	2450
8.	D3	2000x2450	--	2450
9.	D4	900x2450	--	2450
10.	D5	2600x2450	--	2450
11.	D6	1800x2450	--	2450
12.	D7	1600x2450	--	2450
13.	TD1	1000x2450	--	2450
14.	TD2	700x2450	--	2450

S.NO	D.NO	SIZE IN MM	SILL LVL	UNTEL LVL
1.	W1	1200x1350	950	2450
2.	W2	2000x1350	950	2450
3.	W3	4000x1350	950	2450
4.	W4	2600x1350	950	2450
5.	SW1	1500x1200	950	2150
6.	SW2	1500x1200	950	3150

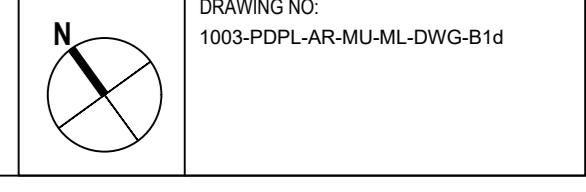
SIGNATURE OF APPLICANT:

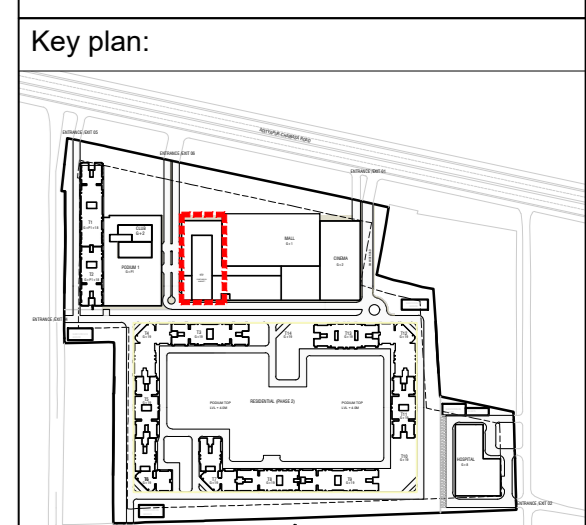
SIGNATURE OF ARCHITECT:

Drawn By: Avinash M
Project no: 1003
Date: 02/20/2020

Reviewed by: Sanjiv A
Revision no: A

DRAWING TITLE:
PHASE-I
MALL
BASEMENT FLOOR PLAN (ZONE-4)
SCALE: 1:100@A4



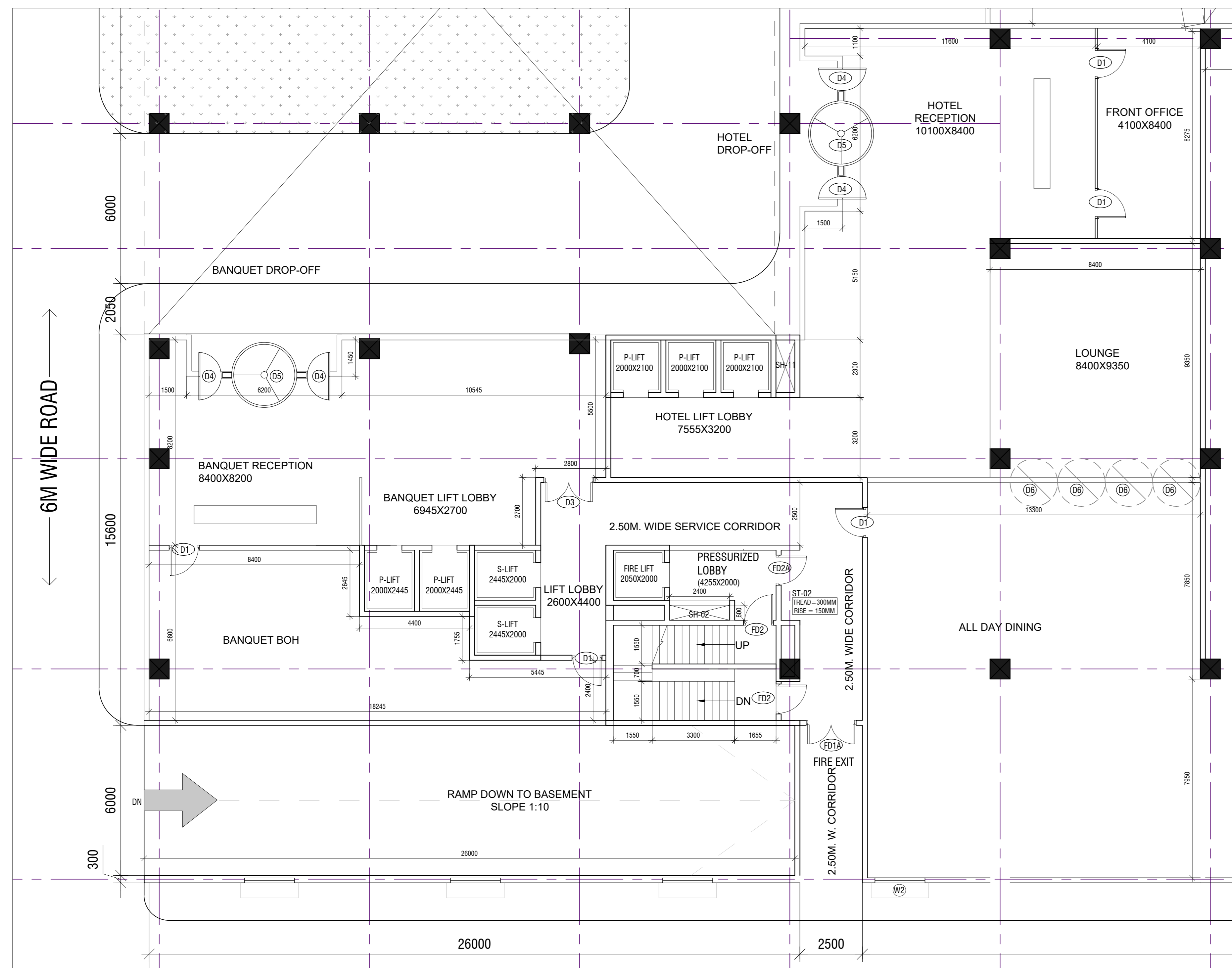


DOOR CIVIL OPENINGS

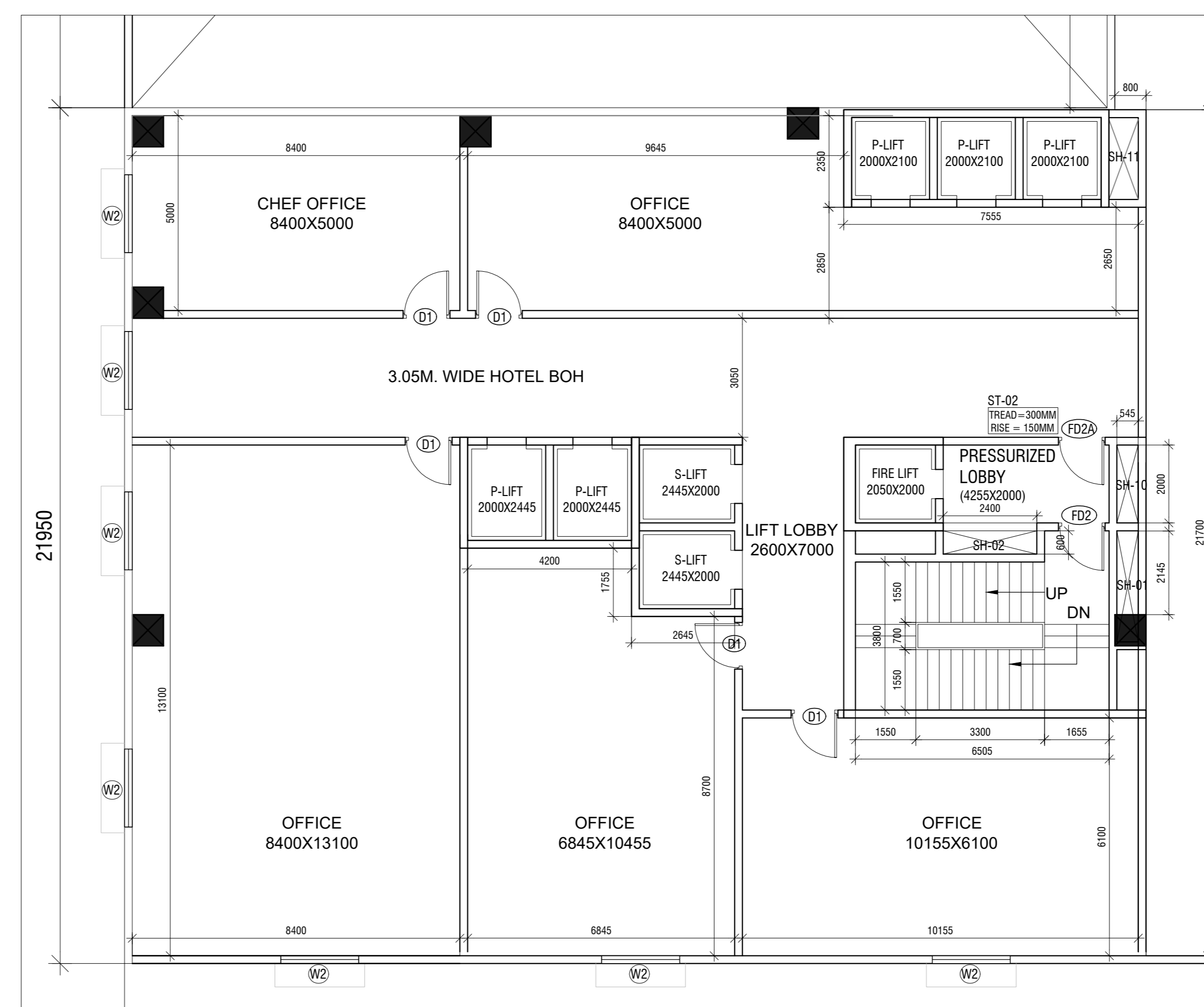
S.NO	D.NO	SIZE IN MM	SELL LVL	INTNL LVL
1.	F01	2000X2450	-	2450
2.	F01A	2000X3450	-	2450
3.	F02	1200X2450	-	2450
4.	F02A	1200X2450	-	2450
5.	D0	2400X2450	-	2450
6.	D1	1200X2450	-	2450
7.	D2	2100X2450	-	2450
8.	D3	2000X2450	-	2450
9.	D4	500X2450	-	2450
10.	D5	3000X2450	-	2450
11.	D6	1000X2450	-	2450
12.	D7	1500X2450	-	2450
13.	D01	1200X2450	-	2450
14.	D02	750X2450	-	2450

WINDOW CIVIL OPENINGS

S.NO	D.NO	SIZE IN MM	SELL LVL	INTNL LVL
1.	W1	1200X1500	950	2450
2.	W2	2000X1500	950	2450
3.	W3	4000X1500	950	2450
4.	W4	2000X1500	950	2450
5.	SW1	1200X1200	950	2150
6.	SW2	1500X1200	950	2150



HOTEL - GROUND FLOOR PLAN
SCALE:100



HOTEL - FIRST FLOOR PLAN
SCALE:100

SIGNATURE OF APPLICANT:

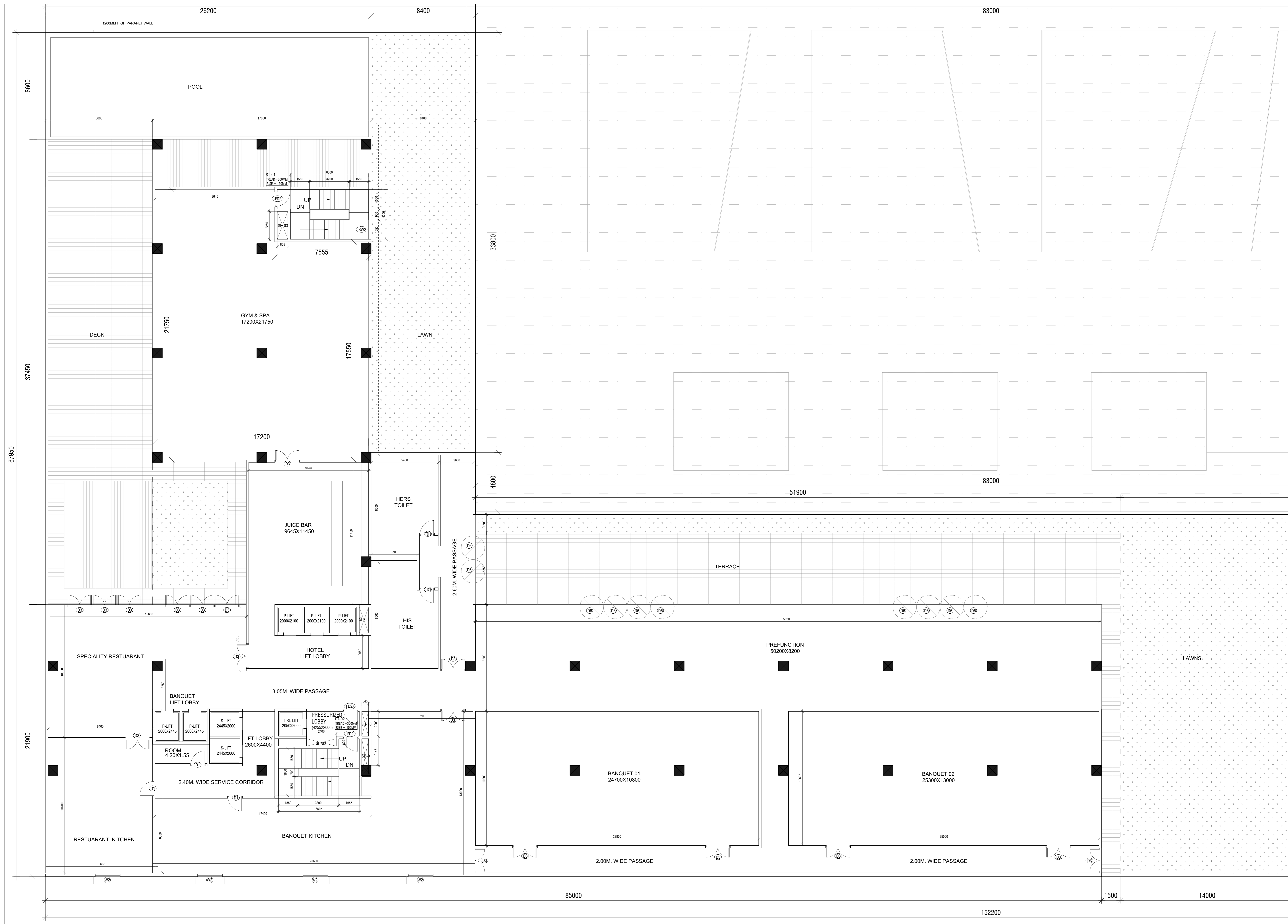
SIGNATURE OF ARCHITECT:

Drawn By: Avinash M
Project no: 1003
Date: 02/20/2020

Reviewed by: Sandip A
Revision no: A

DRAWING TITLE:
HOTEL
GROUND AND FIRST FLOOR PLAN

SCALE: 1:1000(AD)
DRAWING NO:
1003-PDPL-AR-MU-HT-DWG-1000



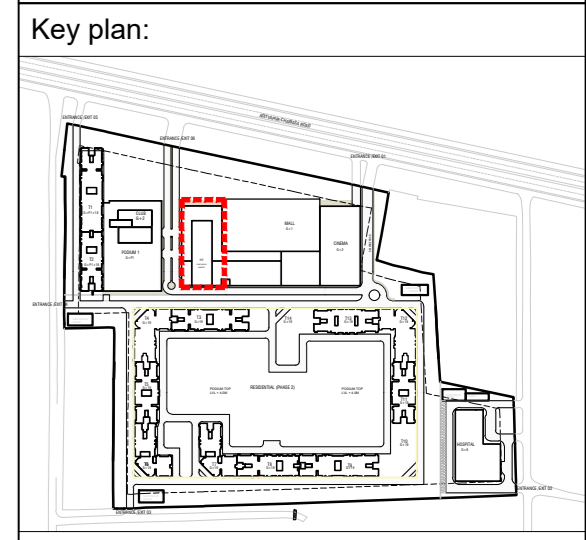
HOTEL - SECOND FLOOR PLAN
SCALE: 1:100

OWNER: Forum Infrastructure Pvt. Ltd.

PROJECT: PROPOSED "CITY CENTER" AT ADITYAPUR, HARKHAND, OVER PLOT NO S- A-1, A-2, A-3, A-4, A-5, B-1, B-2, B-3, B-4, B-5, C-0(P), C-3, C-4, C-5, C-6, C-7, C-8, C-9, NS-1, NS-3(P), NS-9, NS-10, NS-11, NS-12, NS-13, NS-14, NS-15(P), NS-61, NS-62(P), NS-63, NS-64(P), VILLAGE - SASANGI, THANA No-126, THANA - SARAIKELLA, DIST - SARAIKELLA, KHARSAWAN.

ARCHITECT: PRACTICE
Practice Design Pvt. Ltd. | Technopolis | Sector 51
Safdarjung Enclave, New Delhi 110029
TEL: +91 33 4006 3131

STRUCTURAL CONSULTANT: S.P.A. Consultants
34, Ramnagar Outer Road,
Kolkata-700025
Ph & Fax: (033) 24757614, 2485-64489



DOOR CIVIL OPENINGS

S.NO	D.NO	SIZE IN MM	SELL LVL	INTEL LVL
1.	D01	2000X2450	-	2450
2.	D01A	2000X3450	-	2450
3.	D02	1200X2450	-	2450
4.	D02A	1200X2450	-	2450
5.	D0	2400X2450	-	2450
6.	D1	1200X2450	-	2450
7.	D2	2100X2450	-	2450
8.	D3	2000X2450	-	2450
9.	D4	3000X2450	-	2450
10.	D5	3000X2450	-	2450
11.	D6	1000X2450	-	2450
12.	D7	1500X2450	-	2450
13.	D01	1200X2450	-	2450
14.	D02	750X2450	-	2450

WINDOW CIVIL OPENINGS

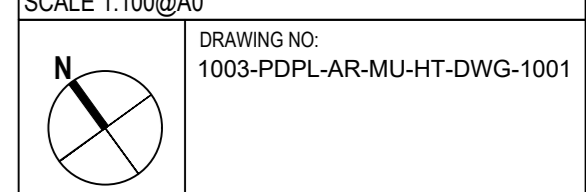
S.NO	D.NO	SIZE IN MM	SELL LVL	INTEL LVL
1.	W1	1200X1500	950	2450
2.	W2	2000X1500	950	2450
3.	W3	4000X1500	950	2450
4.	W4	2000X1500	950	2450
5.	SW1	1200X1200	950	2150
6.	SW2	1500X1200	950	2150

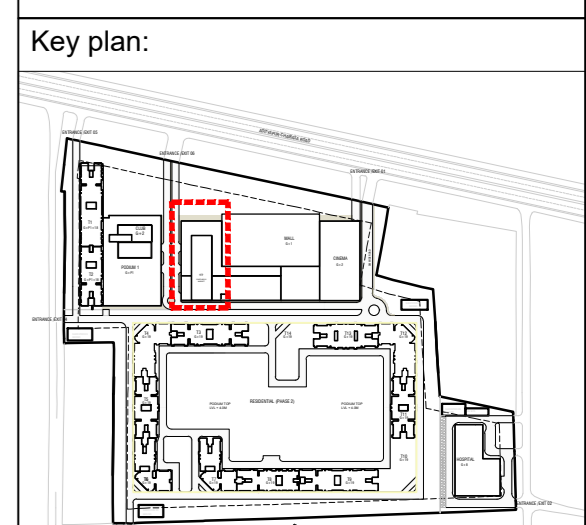
SIGNATURE OF APPLICANT:

SIGNATURE OF ARCHITECT:

Drawn by: Avinash M
Project no: 1003
Reviewed by: Sandip A
Revision no: A
Date: 02/20/2020

DRAWING TITLE:
PHASE-1
HOTEL
SECOND FLOOR PLAN
SCALE: 1:100@A3





DOOR CIVIL OPENINGS

S.NO	D.NO	SIZE IN MM	SELL LVL	INTEL LVL
1.	FD1	2000x2450	-	2450
2.	FD1A	2000x3450	-	2450
3.	FD2	1200x2450	-	2450
4.	FD2A	1200x2450	-	2450
5.	D0	2400x2450	-	2450
6.	D1	1200x2450	-	2450
7.	D2	2100x2450	-	2450
8.	D3	2000x2450	-	2450
9.	D4	500x2450	-	2450
10.	D5	3000x2450	-	2450
11.	D6	1000x2450	-	2450
12.	D7	1500x2450	-	2450
13.	TD1	1200x2450	-	2450
14.	TD2	750x2450	-	2450

WINDOW CIVIL OPENINGS

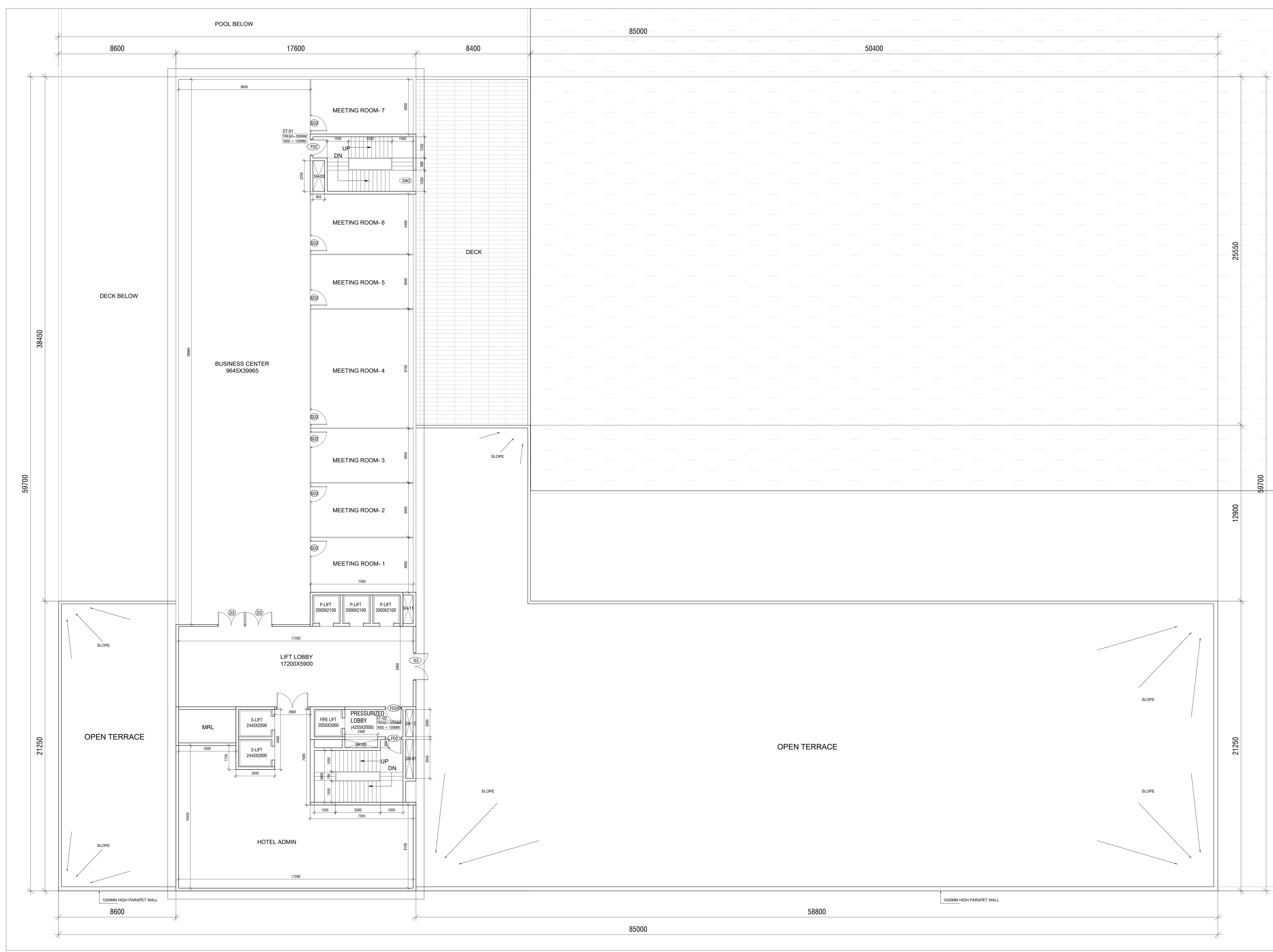
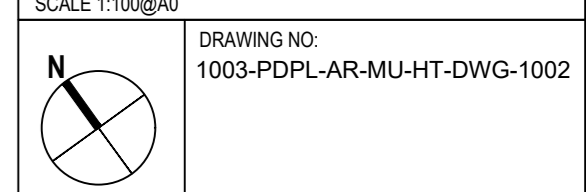
S.NO	D.NO	SIZE IN MM	SELL LVL	INTEL LVL
1.	W1	1200x1500	950	2450
2.	W2	2000x1500	950	2450
3.	W3	4000x1500	950	2450
4.	W4	2000x1500	950	2450
5.	SW1	1200x1200	950	2150
6.	SW2	1500x1200	950	2150

SIGNATURE OF APPLICANT:

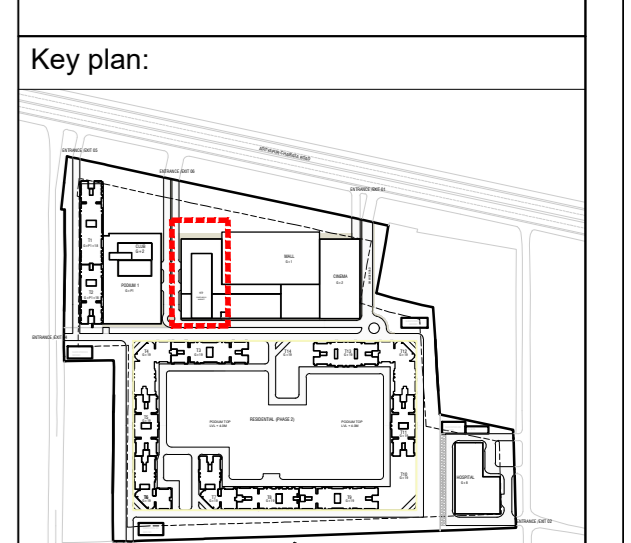
SIGNATURE OF ARCHITECT:

Drawn by: Avinash M
Project no: 1003
Reviewed by: Sanjiv A
Revision no: A
Date: 02/20/2020

DRAWING TITLE:
PHASE-I
HOTEL
3RD FLOOR PLAN
SCALE: 1:100/30



THIRD FLOOR PLAN (BUSINESS CENTER)
SCALE: 1/50

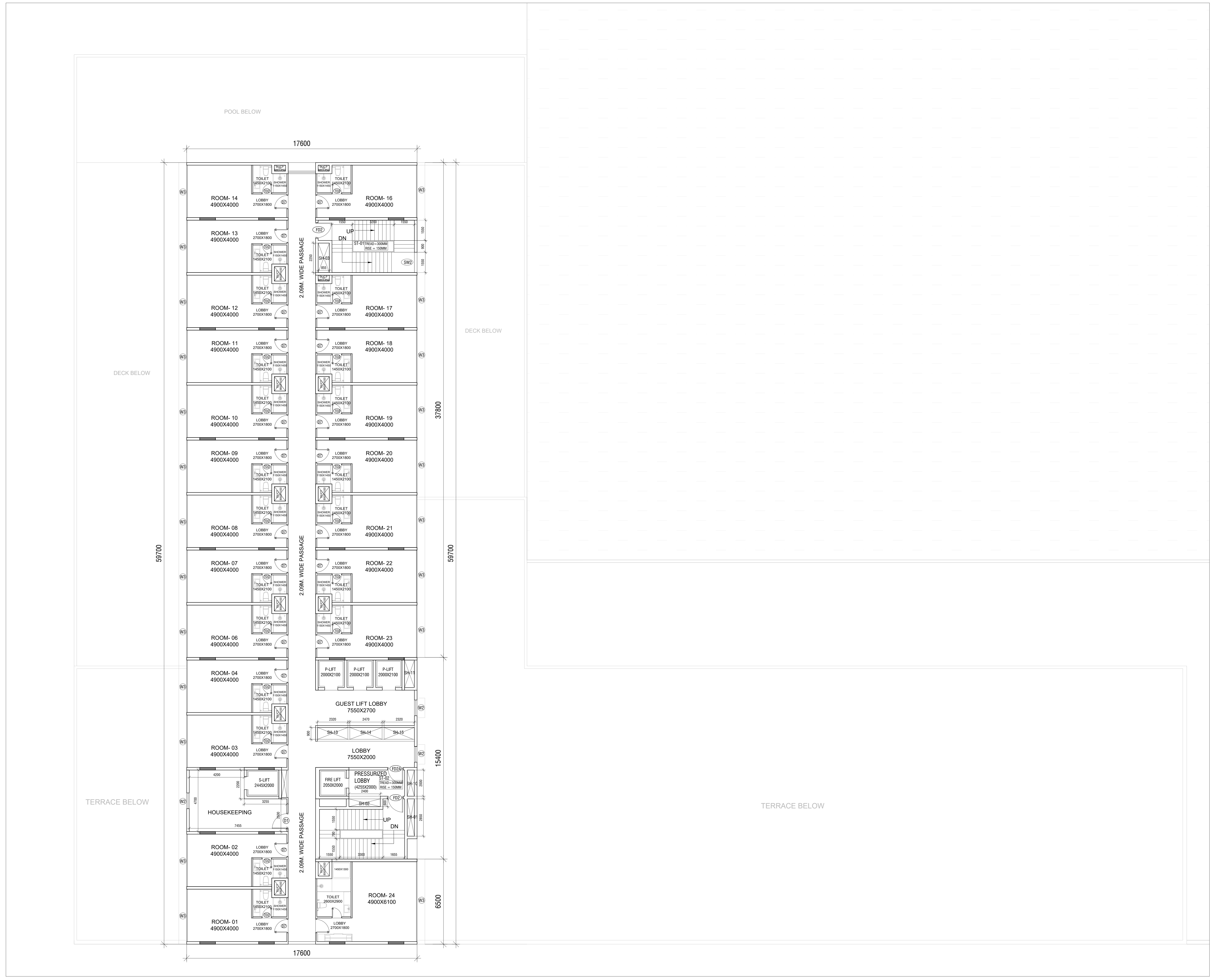


DOOR CIVIL OPENINGS

S.No	D.NO	SIZE IN MM	SELL LVL	INTEL LVL
1.	F01	2000X2450	-	2450
2.	F01A	2000X2450	-	2450
3.	F02	1200X2450	-	2450
4.	F02A	1200X2450	-	2450
5.	D0	2400X2450	-	2450
6.	D1	1200X2450	-	2450
7.	D2	2100X2450	-	2450
8.	D3	2000X2450	-	2450
9.	D4	900X2450	-	2450
10.	D5	3000X2450	-	2450
11.	D6	1000X2450	-	2450
12.	D7	1000X2450	-	2450
13.	T01	1200X2450	-	2450
14.	T02	750X2450	-	2450

WINDOW CIVIL OPENINGS

S.No	D.NO	SIZE IN MM	SELL LVL	INTEL LVL
1.	W1	1200X1500	950	2450
2.	W2	2000X1500	950	2450
3.	W3	4000X1500	950	2450
4.	W4	2000X1500	950	2450
5.	SW1	1200X1200	950	2150
6.	SW2	1500X1200	950	2150



TYPICAL 4TH,5TH,6TH,7TH AND 8TH FLOOR PLAN (HOTEL)
SCALE:1:100

SIGNATURE OF APPLICANT:

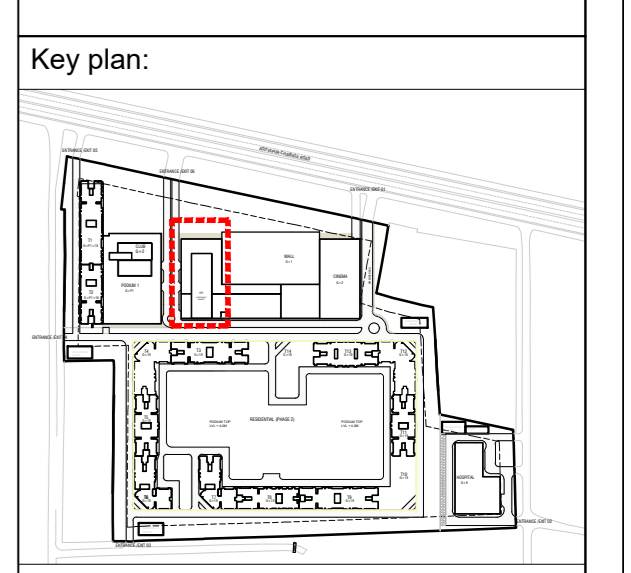
SIGNATURE OF ARCHITECT:

Drawn by: Avinash M
Project no: 1003
Date: 02/20/2020

Reviewed by: Sanjiv A
Revision no: A

DRAWING TITLE:
PHASE-I
HOTEL
TYPICAL 4TH,5TH,6TH,7TH AND 8TH FLOOR
PLAN
SCALE: 1:100(AS)

DRAWING NO:
1003-PDPL-AR-MU-HT-DWG-1003

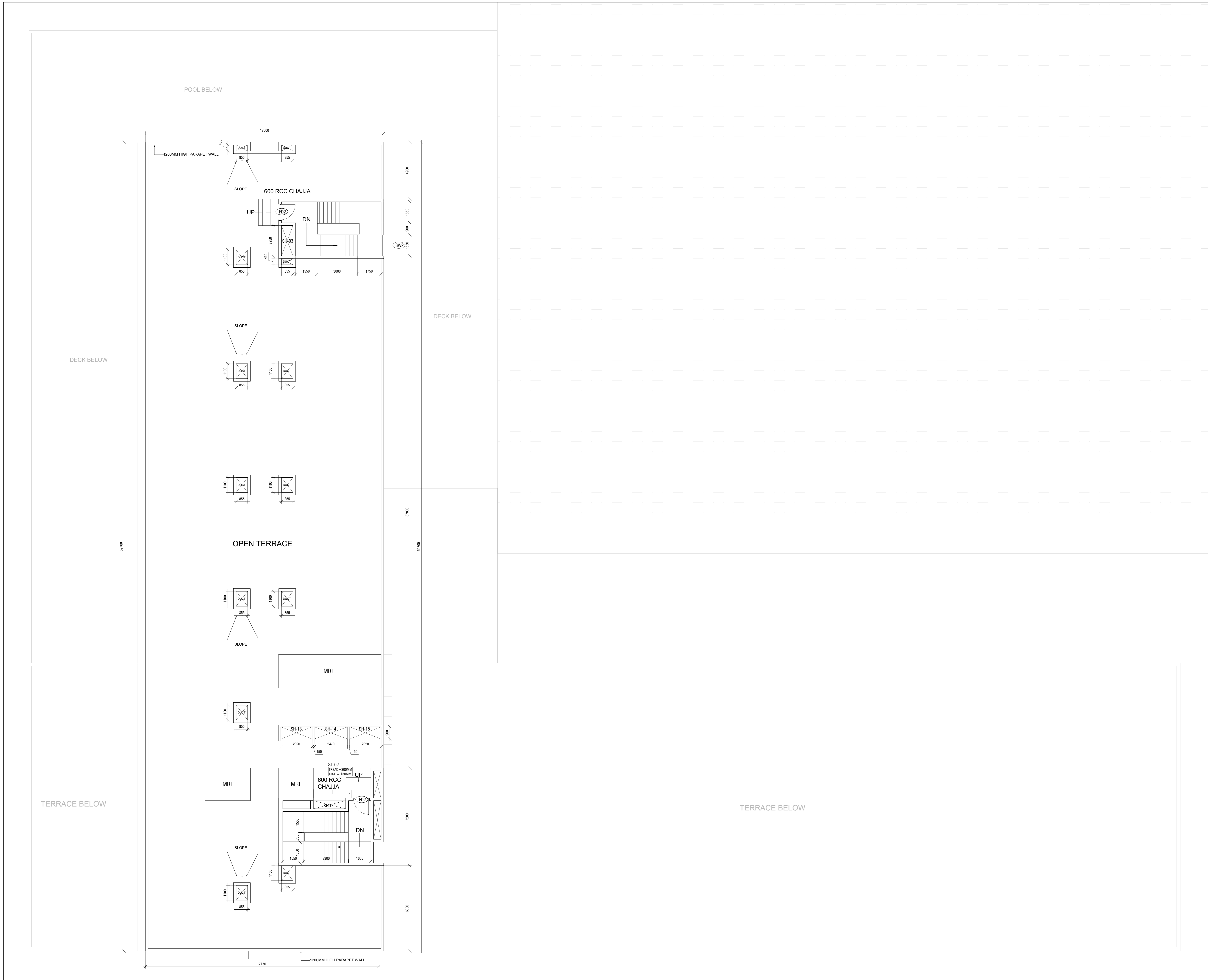


DOOR CIVIL OPENINGS

S.NO	D.NO	SIZE IN MM	SELL LVL	INTEL LVL
1.	FD1	2000x2450	-	2450
2.	FD1A	2000x2450	-	2450
3.	FD2	1200x2450	-	2450
4.	FD2A	1200x2450	-	2450
5.	D0	2400x2450	-	2450
6.	D1	1200x2450	-	2450
7.	D2	2100x2450	-	2450
8.	D3	2000x2450	-	2450
9.	D4	900x2450	-	2450
10.	D5	3000x2450	-	2450
11.	D6	1900x2450	-	2450
12.	D7	1500x2450	-	2450
13.	TD1	1200x2450	-	2450
14.	TD2	750x2450	-	2450

WINDOW CIVIL OPENINGS

S.NO	D.NO	SIZE IN MM	SELL LVL	INTEL LVL
1.	W1	1200x1500	950	2450
2.	W2	2000x1500	950	2450
3.	W3	4000x1500	950	2450
4.	W4	2900x1500	950	2450
5.	SW1	1200x1200	950	2150
6.	SW2	1550x1200	950	2150



HOTEL-TERRACE FLOOR PLAN
SCALE: 1/100

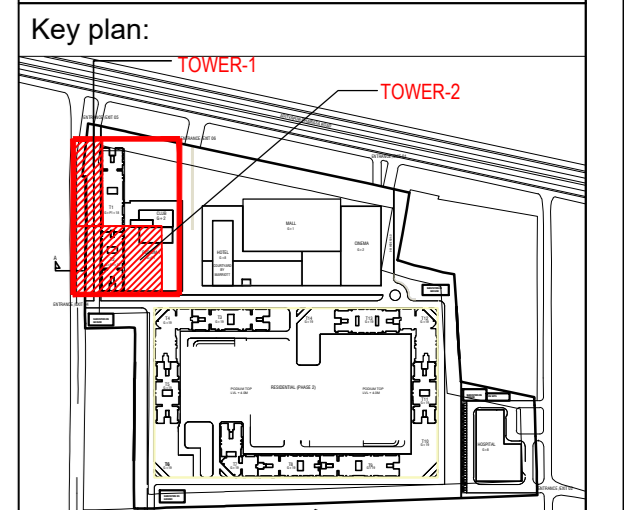
SIGNATURE OF APPLICANT:

SIGNATURE OF ARCHITECT:

Drawn by: Avinash M
Project no: 1003
Reviewed by: Sandip A
Revision no: A
Date: 02/20/2020

DRAWING TITLE:
PHASE-I
HOTEL
TERRACE FLOOR PLAN
SCALE: 1/100

DRAWING NO:
1003-PDPL-AR-MU-HT-DWG-1004

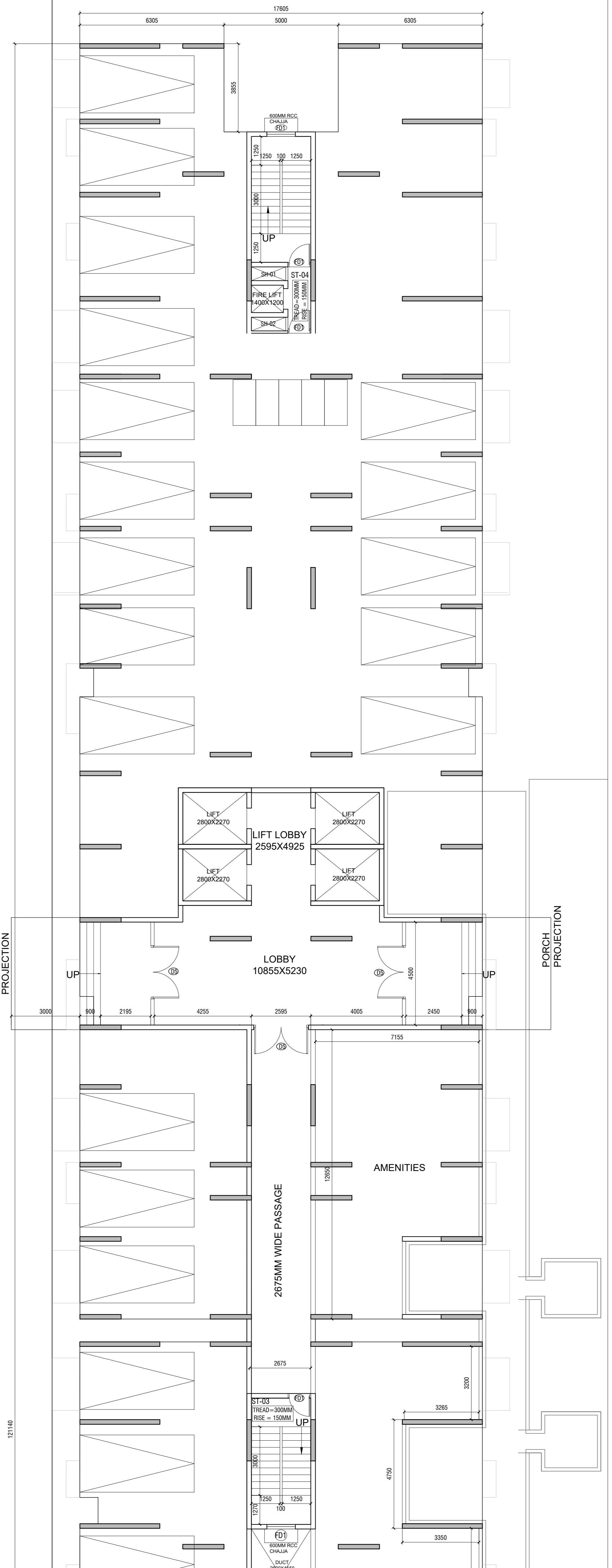


DOOR CIVIL OPENINGS

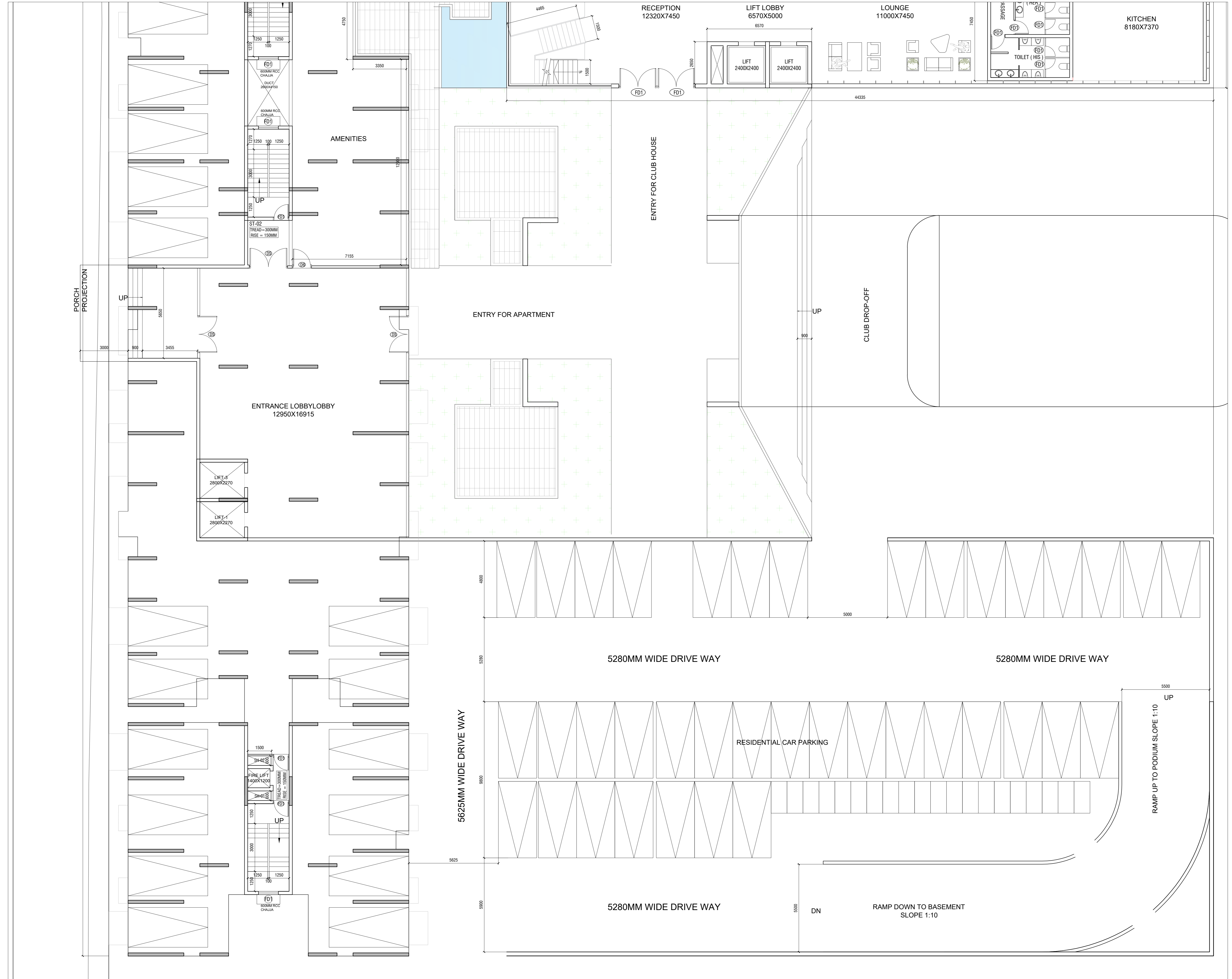
Sr NO	D NO	SIZE IN MM	SILL LVL FROM B.S.L.	LINTEL LVL FROM B.S.L.
1.	FD1	1000X2450	--	2450
2.	FD1A	1000X2450	--	2450
3.	D1	1000X2450	--	2450
4.	D2	800X2450	--	2450
5.	D3	1000X2450	--	2450
6.	D4	750X2450	--	2450
7.	D5	2000X2450	--	2450
8.	D6	1200X2450	--	2450
9.	D7	750X2450	--	2450

WINDOW CIVIL OPENINGS

Sr NO	D NO	SIZE IN MM	SILL LVL FROM B.S.L.	LINTEL LVL FROM B.S.L.
1.	W1	2100X2300	150	2450
2.	W2	1900X2300	150	2450
3.	W3	1500X1500	950	2450
4.	W4	450X1500	950	2450
5.	W5	850X1500	950	2450
6.	W6	1800X1500	950	2450
7.	W7	1900X1500	950	2450
8.	W8	1200X1500	950	2450
9.	W9	900X1500	950	2450
10.	W10	1640X1500	950	2450
11.	V	800X750	1700	2450
12.	SW1	1250X1200	950	2150
13.	SW2	1000X1200	950	2150



TOWER-1- GROUND FLOOR PLAN
SCALE:1/10



TOWER-2- GROUND FLOOR PLAN
SCALE:1/10

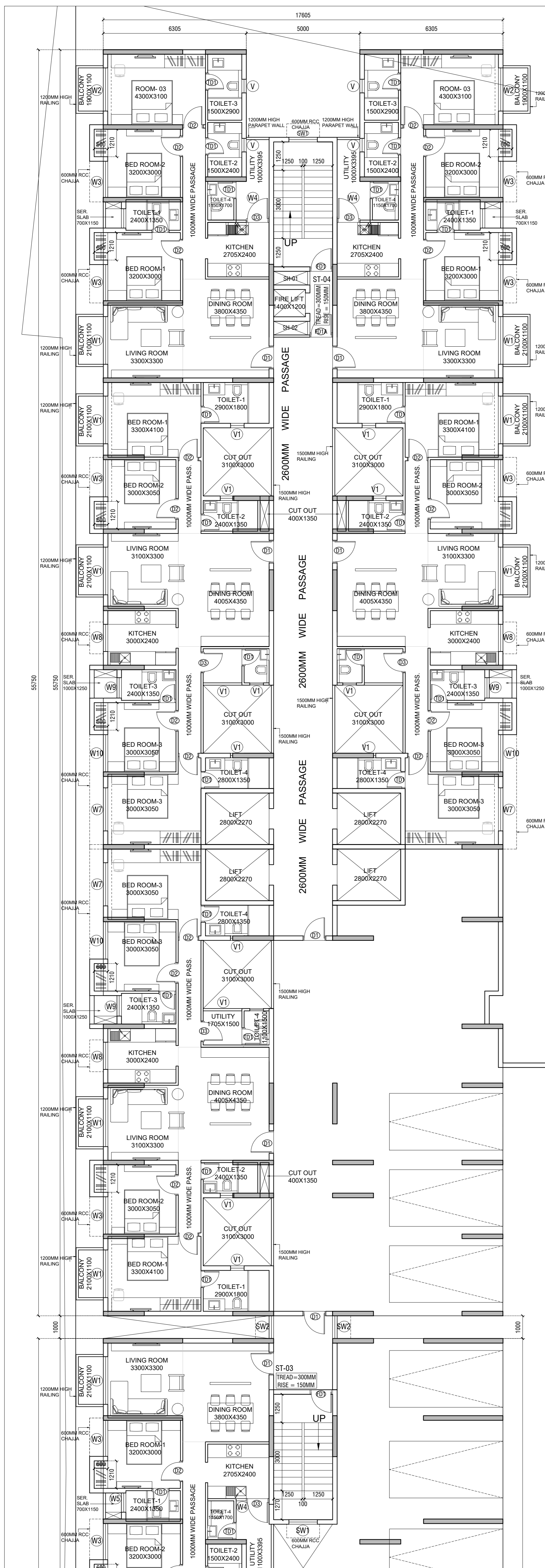
SIGNATURE OF APPLICANT:

SIGNATURE OF ARCHITECT:

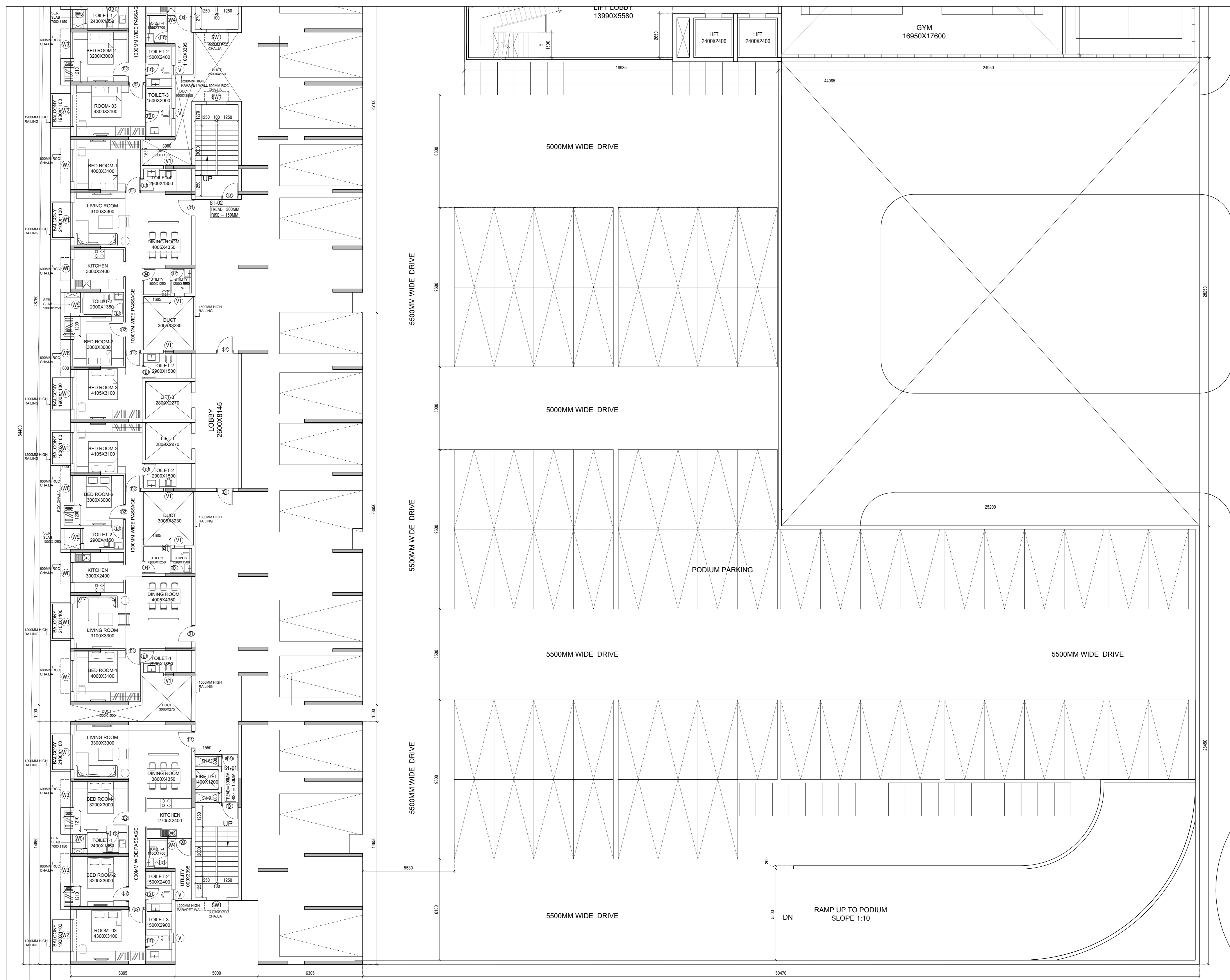
Drawn By: Avinash M
 Project no: 1003
 Reviewed by: Sandip A
 Revision no: A
 Date: 02/20/2020

DRAWING TITLE:
PHASE-1
RESIDENTIAL-TOWER1 & 2
GROUND FLOOR PLAN

SCALE: 1/10000
 DRAWING NO: 1003-PDPL-AR-MU-RD-DWG-1000



TPWR-1-PODIUM FLOOR PLAN
SCALE: 1/50

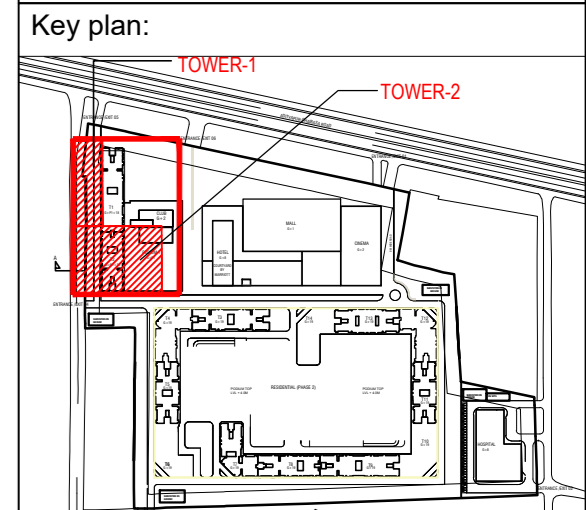


TPWR-2-PODIUM FLOOR PLAN
SCALE: 1/50

PROPOSED "CITY CENTER" AT
ADITYAPUR, HARKHAND, OVER PLOT
NO S-1, A-2-A-3, A-4, A-5, B-1, B-2,
B-3, B-4, B-5, C-1(P), C-3, C-4, C-5, C-6,
C-7, C-8, C-9, NS-1, NS-3(P), NS-9,
NS-10, NS-11, NS-12, NS-13, NS-14,
NS-15(P), NS-61, NS-62(P), NS-63,
NS-64(P), VILLAGE - ASANGI,
THANA No-126, THANA - SARAIKELLA,
DIST -SARAIKELLA, KHARSAWAN.

Architect: **PRACTICE**
PRACTICE ARCHITECTURE
Practice Design Pvt. Ltd. | Technopolis | Sector 5 |
Safdarjung Enclave | New Delhi 110029
TEL: +91 33 4006 3131

S.P.A. Consultants
34, Ramnagar, Outer Road,
Kolkata-700025.
Ph & Fax: (033) 2475216, 2485-6449



DOOR CIVIL OPENINGS

Sr NO	D NO	SIZE IN MM	SILL LVL FROM BSL	LINTEL LVL FROM BSL
1.	D1	1000X2450	--	2450
2.	D1A	1000X2450	--	2450
3.	D1	1000X2450	--	2450
4.	D2	800X2450	--	2450
5.	D3	1000X2450	--	2450
6.	D4	750X2450	--	2450
7.	D5	2000X2450	--	2450
8.	D6	1000X2450	--	2450
9.	D7	750X2450	--	2450

WINDOW CIVIL OPENINGS

Sr NO	D NO	SIZE IN MM	SILL LVL FROM BSL	LINTEL LVL FROM BSL
1.	W1	2100X2300	150	2450
2.	W2	1800X2300	150	2450
3.	W3	1500X1500	950	2450
4.	W4	450X1500	950	2450
5.	W5	800X1500	950	2450
6.	W6	1800X1500	950	2450
7.	W7	1600X1500	950	2450
8.	W8	1200X1500	950	2450
9.	W9	900X1500	950	2450
10.	W10	1640X1500	950	2450
11.	V	600X750	1700	2450
12.	SW1	1250X1200	950	2150
13.	SW2	1000X1200	950	2150

SIGNATURE OF APPLICANT:


SIGNATURE OF ARCHITECT:

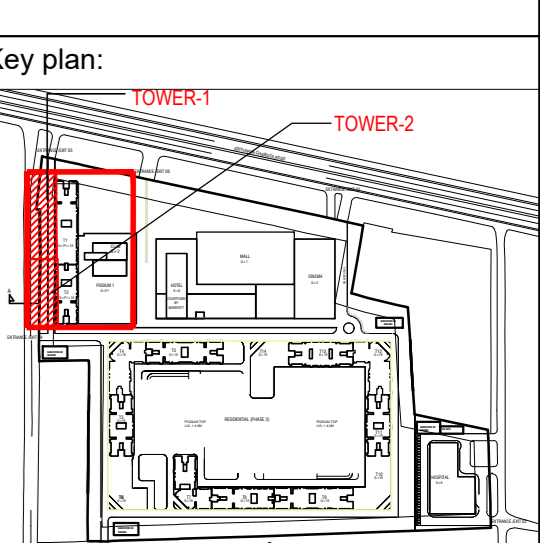
Drawn by: Avinash M
Project no: 1003
Reviewed by: Sandip A
Revision no: A
Date: 02/20/2020

DRAWING TITLE:
PHASE - 1
RESIDENTIAL-TOWER1 & 2
PODIUM FLOOR PLAN

SCALE: 1/50(80)

DRAWING NO:
1003-PPPL-AR-MU-RD-DWG-1001





DOOR CIVIL OPENINGS

S/NO	D/NO	SIZE IN MM	SILL LVL FROM SLL	LINTEL LVL FROM SLL
1.	D1	1000X2450	--	2450
2.	D2	1000X2450	--	2450
3.	D3	1000X2450	--	2450
4.	D4	900X2450	--	2450
5.	D5	1000X2450	--	2450
6.	D6	750X2450	--	2450
7.	D7	1000X2450	--	2450
8.	D8	1000X2450	--	2450
9.	D9	750X2450	--	2450

WINDOW CIVIL OPENINGS

S/NO	D/NO	SIZE IN MM	SILL LVL FROM SLL	LINTEL LVL FROM SLL
1.	W1	2100X2300	150	2450
2.	W2	1900X2300	150	2450
3.	W3	1500X1500	950	2450
4.	W4	450X1500	950	2450
5.	W5	800X1500	950	2450
6.	W6	1600X1500	950	2450
7.	W7	1600X1500	950	2450
8.	W8	1000X1500	950	2450
9.	W9	900X1500	950	2450
10.	W10	1640X1500	950	2450
11.	W11	600X750	1700	2450
12.	W12	1250X1200	950	2150
13.	W13	1000X1200	950	2150

SIGNATURE OF APPLICANT:

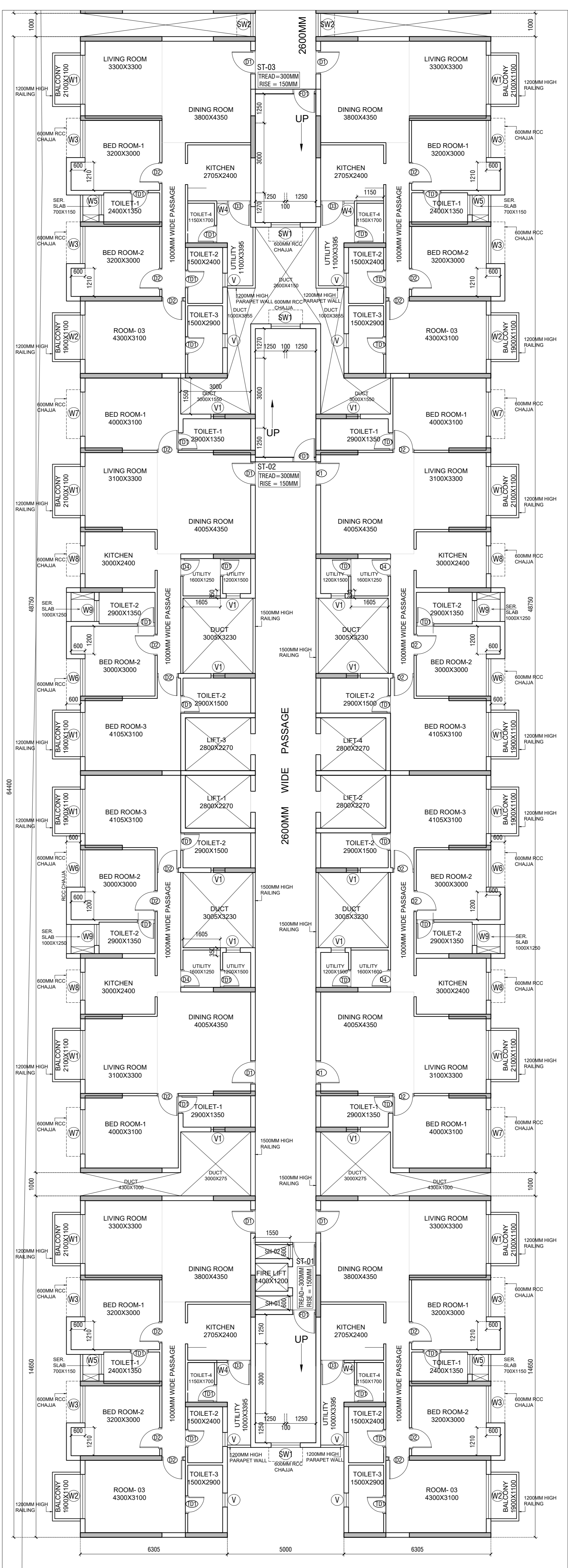
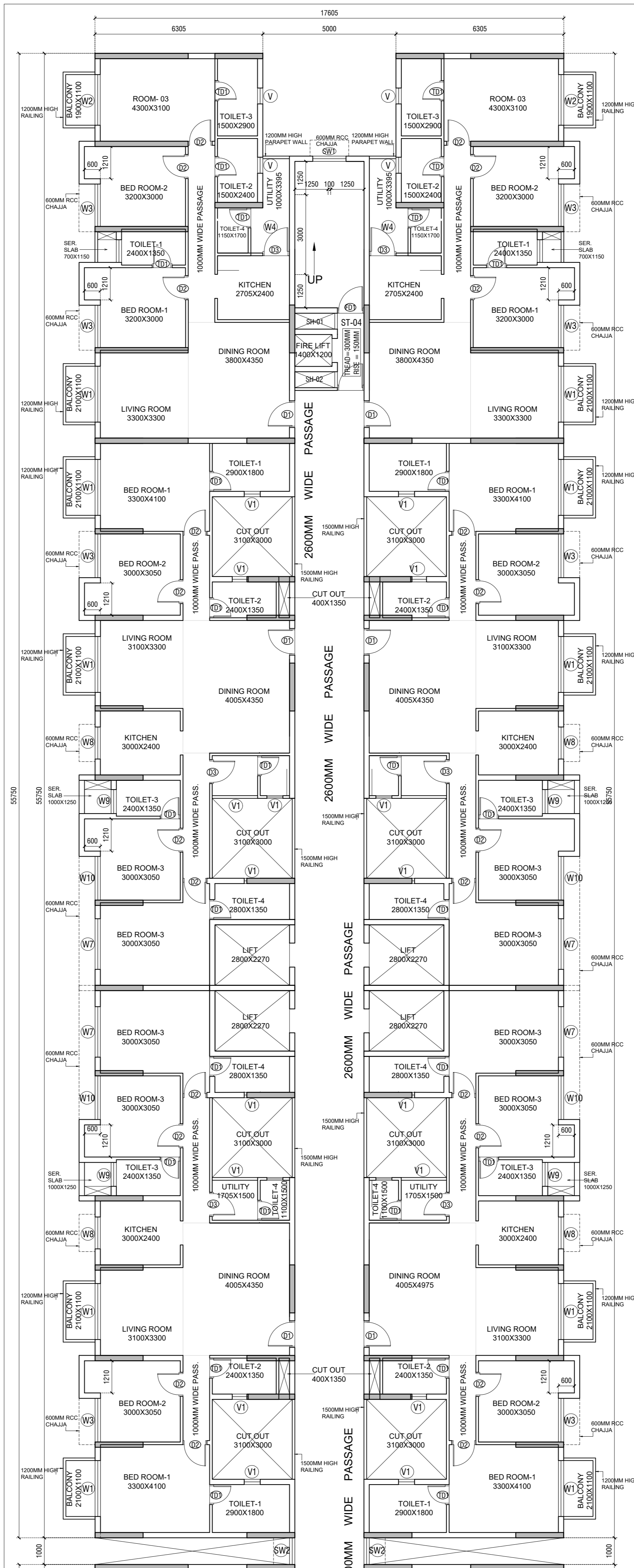
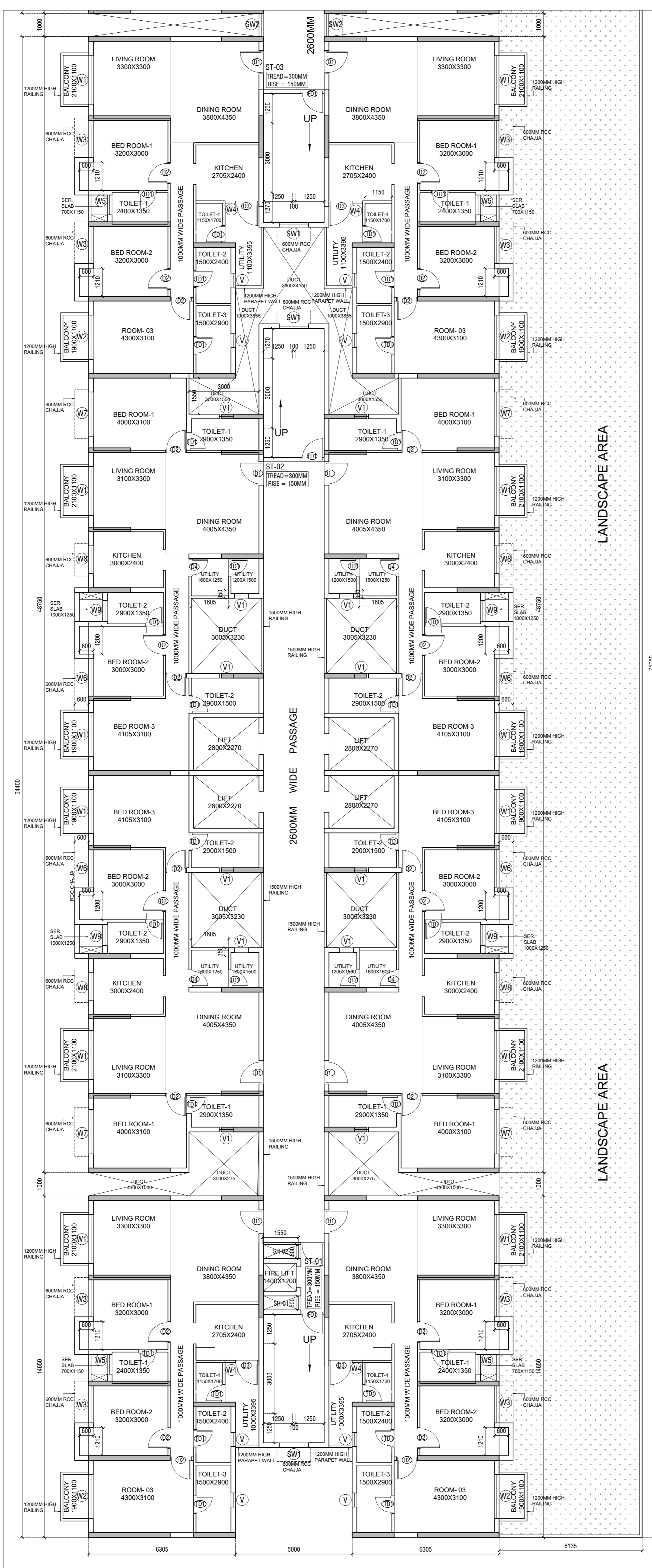
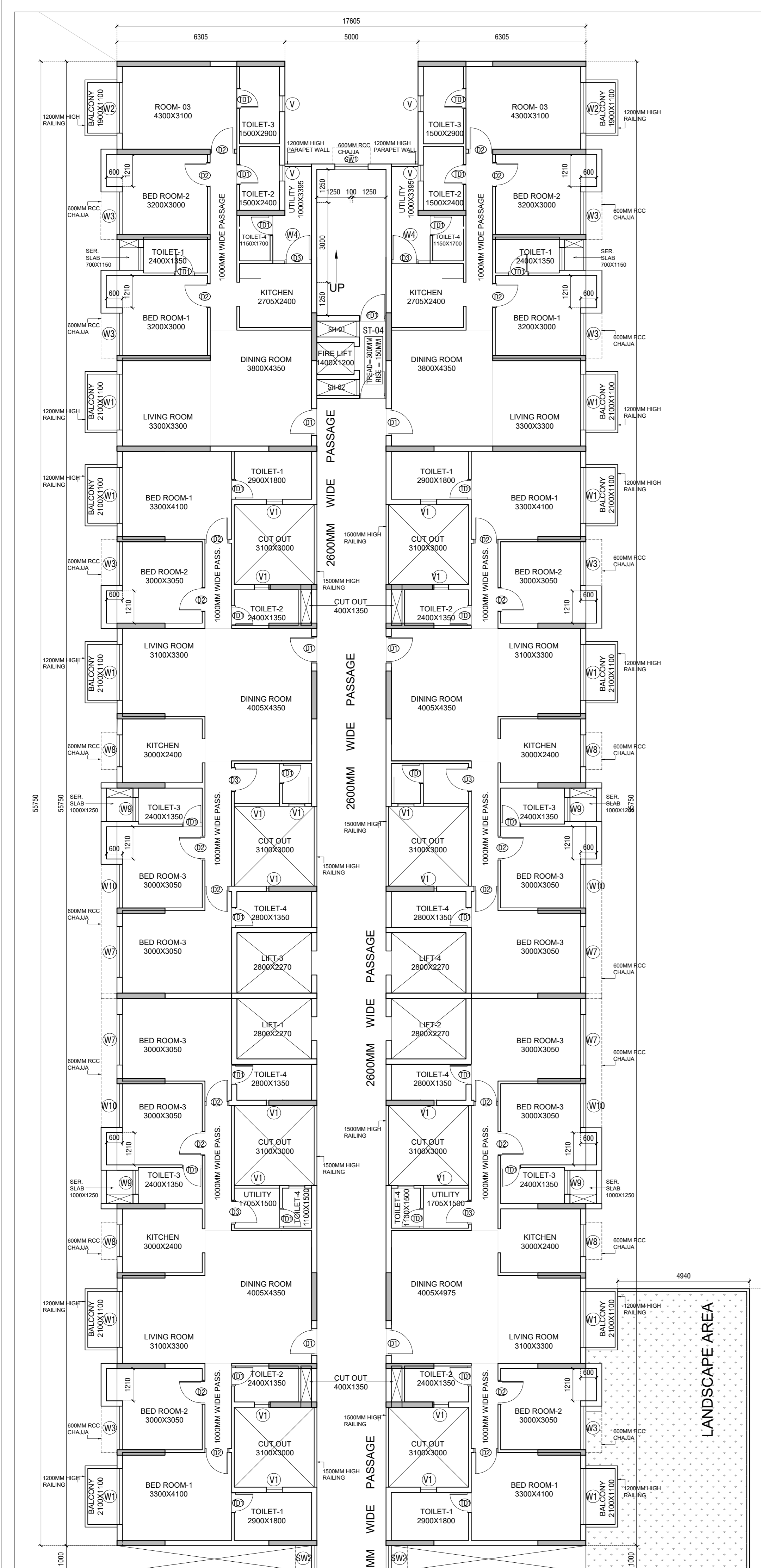
SIGNATURE OF ARCHITECT:

Drawn by: Avinash M
Project no: 1003
Date: 02/20/2020

Reviewed by: Sandip A
Revision no: A

DRAWING TITLE:
PHASE - 1
RESIDENTIAL-TOWER1 & 2
SECOND AND TYPICAL FLOOR PLAN
SCALE: 1:100&40

DRAWING NO: 1003-PDPL-AR-MU-RD-DWG-1002

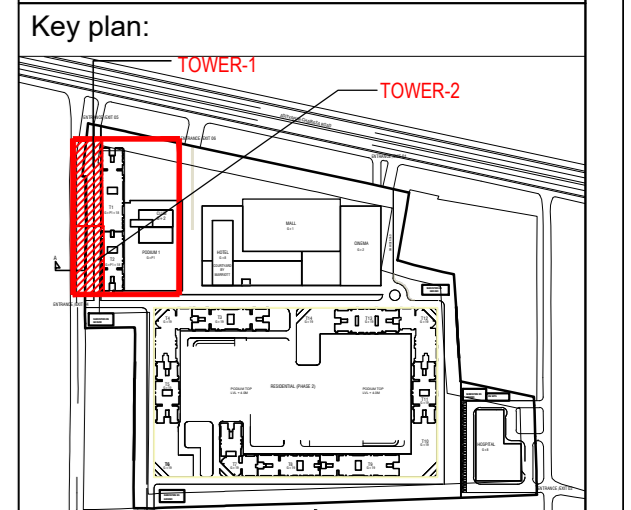


TOWER-1-SECOND FLOOR PLAN
SCALE: 1/50

TOWER-2-SECOND FLOOR PLAN
SCALE: 1/50

TOWER-1-TYPICAL 3RD TO 18TH FLOOR PLAN
SCALE: 1/50

TOWER-2-TYPICAL 3RD TO 18TH FLOOR PLAN
SCALE: 1/50



DOOR CIVIL OPENINGS

S/NO	D.NO	SIZE IN MM	SILL LVL FROM SLL	LINTEL LVL FROM SLL
1.	F01	1000X2450	--	2450
2.	F01A	1000X2450	--	2450
3.	D1	1000X2450	--	2450
4.	D2	900X2450	--	2450
5.	D3	1000X2450	--	2450
6.	D4	750X2450	--	2450
7.	D5	2000X2450	--	2450
8.	D6	1200X2450	--	2450
9.	T01	750X2450	--	2450

WINDOW CIVIL OPENINGS

S/NO	D.NO	SIZE IN MM	SILL LVL FROM SLL	LINTEL LVL FROM SLL
1.	W1	2100X2300	150	2450
2.	W2	1900X2300	150	2450
3.	W3	1500X1500	950	2450
4.	W4	450X1500	950	2450
5.	W5	850X1500	950	2450
6.	W6	1600X1500	950	2450
7.	W7	1500X1500	950	2450
8.	W8	1200X1500	950	2450
9.	W9	900X1500	950	2450
10.	W10	1640X1500	950	2450
11.	V	600X750	1700	2450
12.	SW1	1250X200	950	2150
13.	SW2	1000X200	950	2150

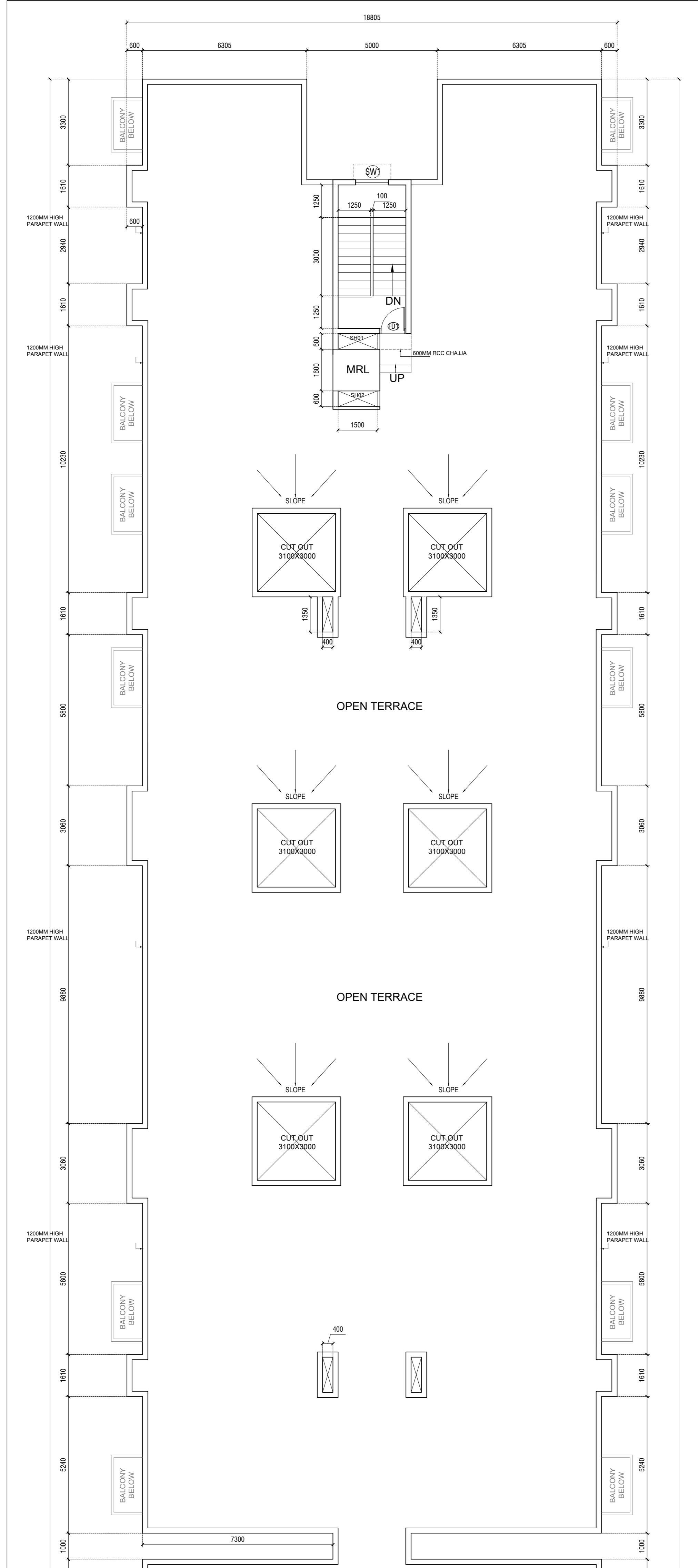
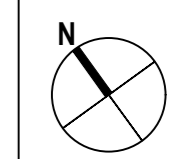
SIGNATURE OF APPLICANT:

SIGNATURE OF ARCHITECT:

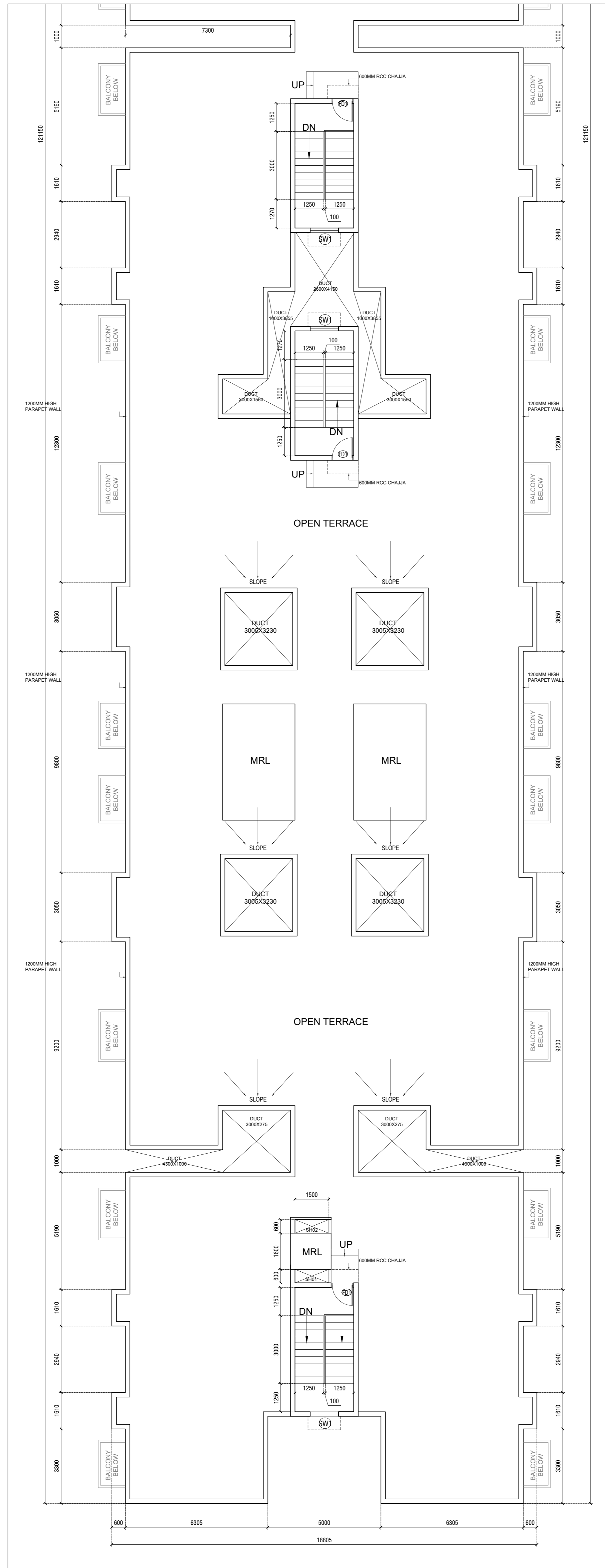
Drawn by: Avinash M
Project no: 1003
Reviewed by: Sanjiv A
Revision no: A
Date: 02/20/2020

DRAWING TITLE:
PHASE - 1
RESIDENTIAL-TOWER1 & 2
TERRACE FLOOR PLAN
SCALE: 1:100@A0

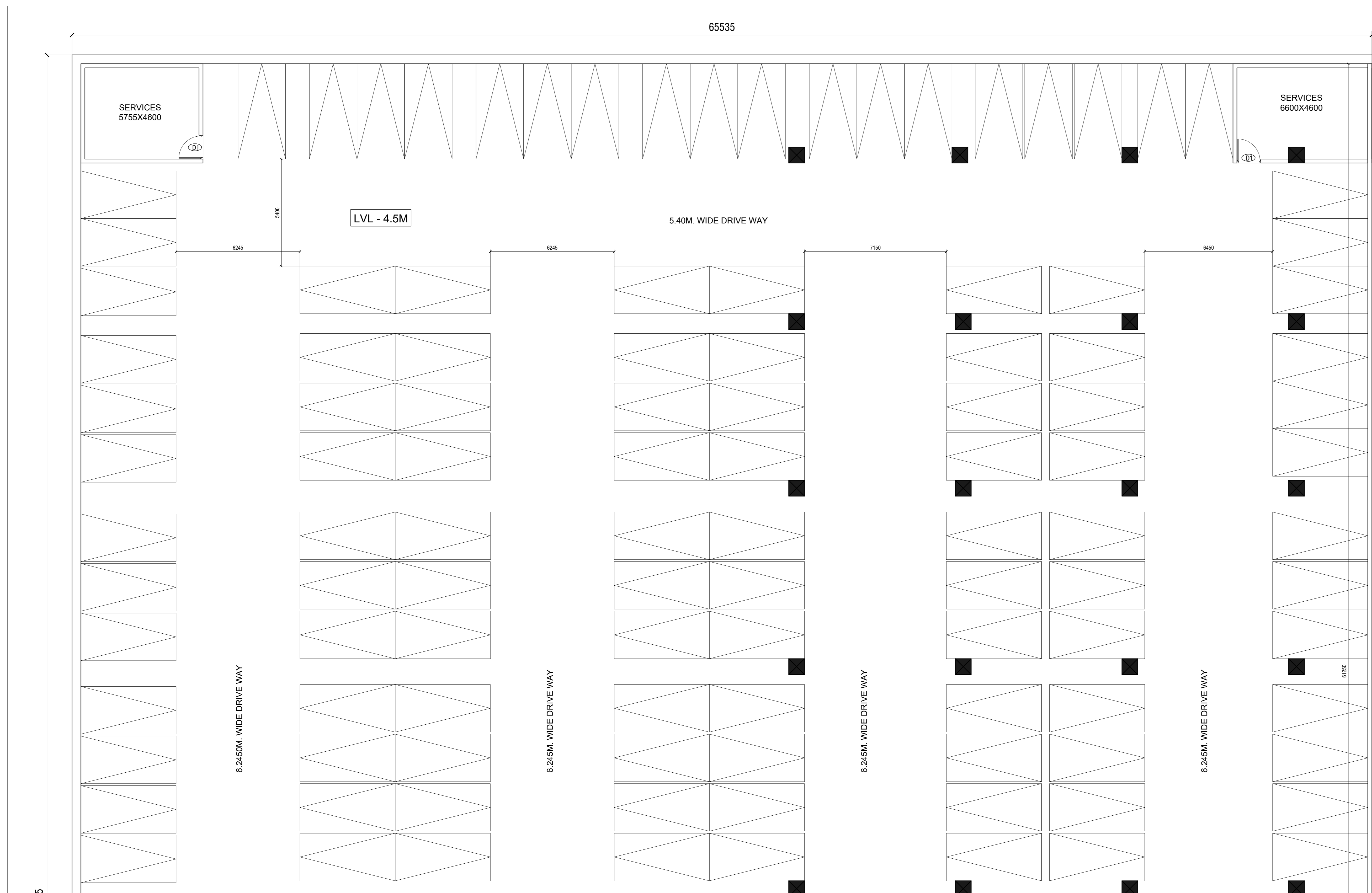
DRAWING NO:
1003-PDPL-AR-MU-RD-DWG-1003



TOWER-1-TERRACE FLOOR PLAN
SCALE: 1/50



TOWER-2-TERRACE FLOOR PLAN
SCALE: 1/50



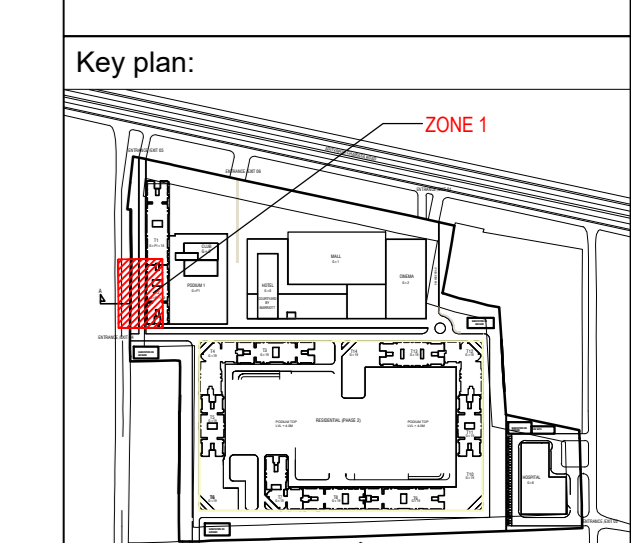
TOWER-1- BASEMENT FLOOR PLAN
SCALE: 1/20

OWNER: Forum Infrastructure Pvt. Ltd.

PROJECT: PROPOSED "CITY CENTER" AT ADITYAPUR, BHARHAND, OVER PLOT NO S- A-1, A-2, A-3, A-4, A-5, B-1, B-2, B-3, B-4, B-5, C-2(P), C-3, C-4, C-5, C-6, C-7, C-8, C-9, NS-1, NS-3(P), NS-9, NS-10, NS-11, NS-12, NS-13, NS-14, NS-15(P), NS-61, NS-62(P), NS-63, NS-64(P), VILLAGE: ASANGI, THANA No-126, THANA: SARAIKELLA, DIST: SARAIKELLA, KHARSAWAN.

Architect: PRACTICE
Practice Design Pvt. Ltd. | Technopolis | Sector 51
Saltlake City | Kolkata 700091
TEL: +91 33 4006 3131

Structural Consultant: S.P.A. Consultants
34, Ramnagar, Dutt Road,
Kolkata-700029
Ph & Fax: (033) 24757614, 2485-64489



DOOR CIVIL OPENINGS

Sr. NO	D. NO	SIZE IN MM	SILL LVL FROM B.S.L.	LINTEL LVL
1.	D1	1000X2450	--	2450
2.	D1A	1000X2450	--	2450
3.	D1	1000X2450	--	2450
4.	D2	900X2450	--	2450
5.	D3	1000X2450	--	2450
6.	D4	750X2450	--	2450
7.	D5	2000X2450	--	2450
8.	D6	1200X2450	--	2450
9.	D7	750X2450	--	2450

WINDOW CIVIL OPENINGS

Sr. NO	D. NO	SIZE IN MM	SILL LVL	LINTEL LVL
1.	W1	2100X2300	150	2450
2.	W2	1900X2300	150	2450
3.	W3	1500X1500	950	2450
4.	W4	450X1500	950	2450
5.	W5	850X1500	950	2450
6.	W6	1800X1500	950	2450
7.	W7	1900X1500	950	2450
8.	W8	1200X1500	950	2450
9.	W9	900X1500	950	2450
10.	W10	1640X1500	950	2450
11.	V	800X750	1700	2450
12.	SW1	1250X1200	950	2150
13.	SW2	1000X1200	950	2150

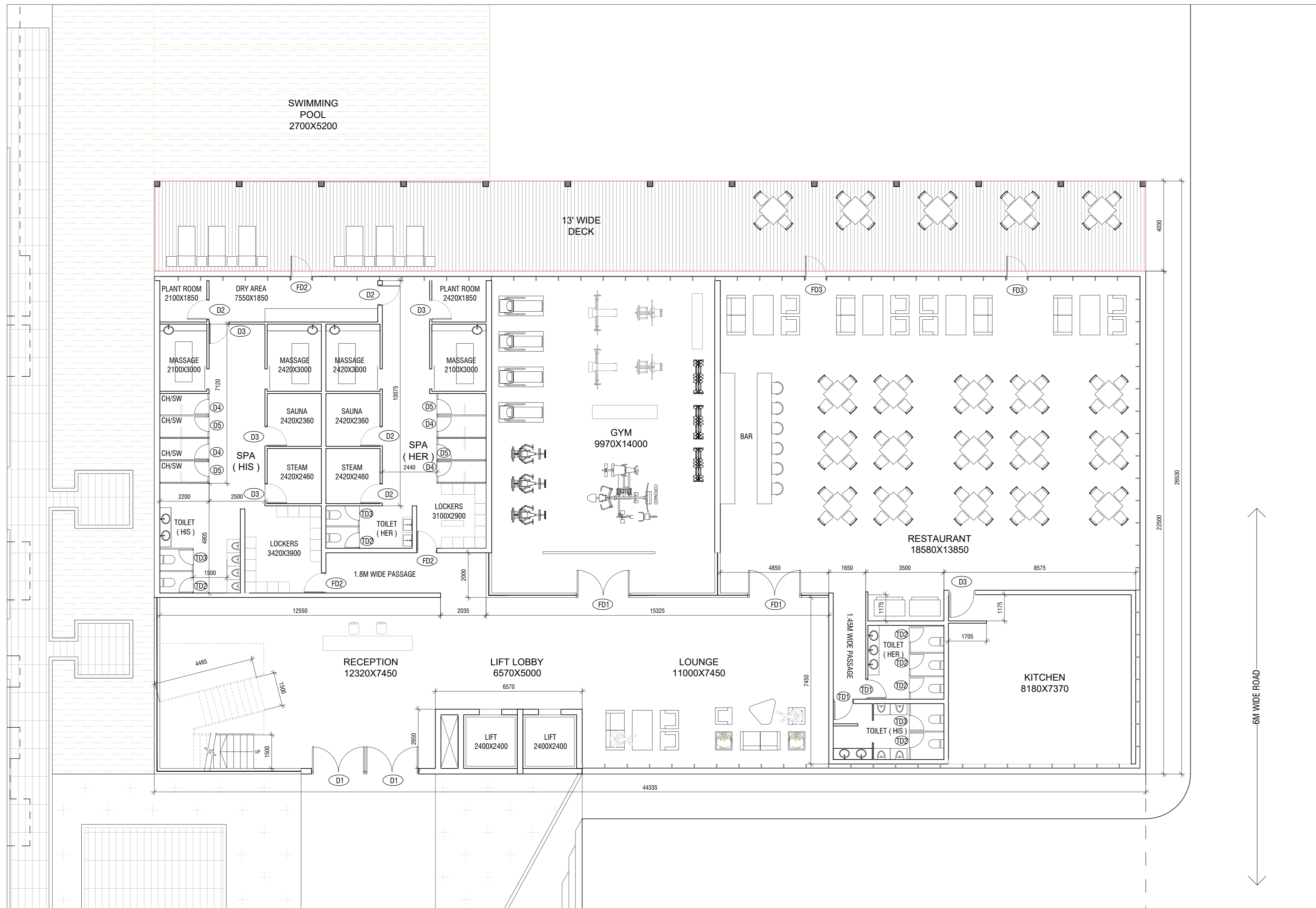
SIGNATURE OF APPLICANT:

SIGNATURE OF ARCHITECT:

Drawn by: Avinash M
Project no: 1003
Reviewed by: Sanjiv A
Revision no: A
Date: 02/20/2020

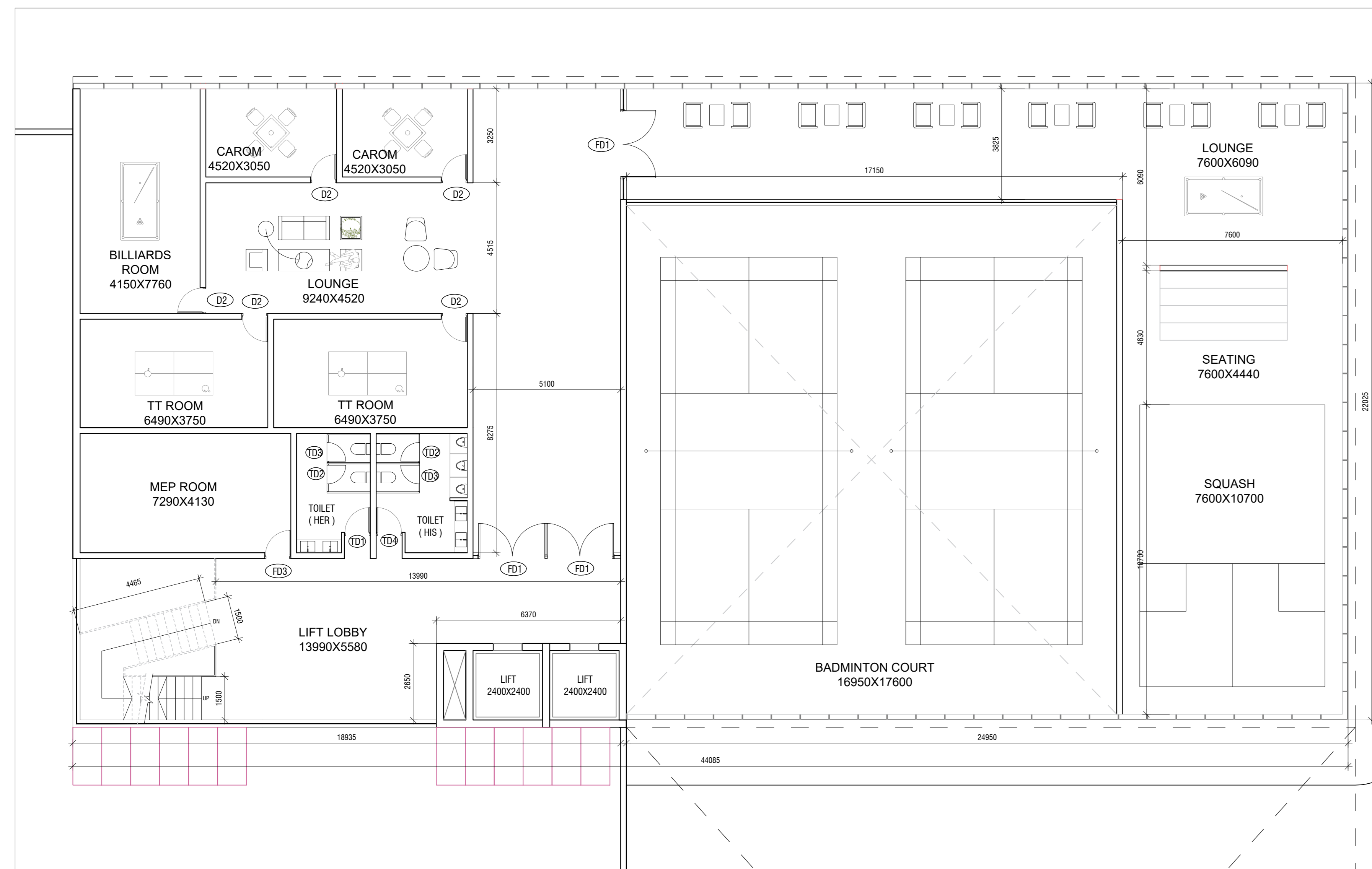
DRAWING TITLE:
PHASE-1
RESIDENTIAL
BASEMENT FLOOR PLAN-ZONE 1
SCALE: 1/20@A0

DRAWING NO:
1003-PDPL-AR-MU-RD-DWG-01a




CLUB HOUSE-GROUND FLOOR PLAN

SCALE: 1/50



CLUB HOUSE-FIRST FLOOR PLAN

SCALE: 1/50



CLUB HOUSE-SECOND FLOOR PLAN

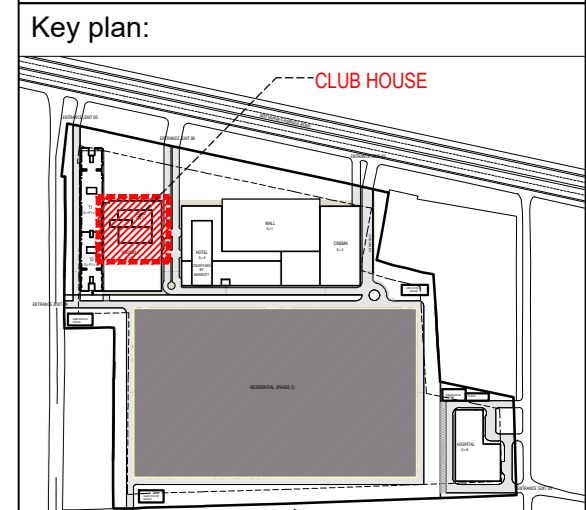
SCALE: 1/50

Forum Infrastructure Pvt. Ltd.

PROJECT: PROPOSED "CITY CENTER" AT ADITYAPUR, BHARHAND, OVER PLOT NO. S- A-1, A-2, A-3, A-4, A-5, B-1, B-2, B-3, B-4, B-5, C-1(P), C-3, C-4, C-5, C-6, C-7, C-8, C-9, NS-1, NS-3(P), NS-9, NS-10, NS-11, NS-12, NS-13, NS-14, NS-15(P), NS-61, NS-62(P), NS-63, NS-64(P), VILLAGE: ASANGI, THANA No-126, THANA: SARAIKELLA, DIST: SARAIKELLA, KHARSAWAN.

Architect: PRACTICE
Practice Design Pvt. Ltd. | Architects | Sector 51
Safdarjung Enclave, New Delhi 110029
TEL: +91 33 4006 3131

Structural Consultant: S.P.A. Consultants
34, Ramnagar Outer Road,
Kolkata-700025
Ph & Fax: (033) 24757614, 2485-6485



DOOR CIVIL OPENINGS

Sr.NO	D.NO	SIZE IN MM	CELL LVL FROM G.L.	LIFT LVL FROM G.L.
1.	FD1	2400X2450	--	2450
2.	FD2	900X2450	--	2450
3.	FD3	900X2450	--	2450
4.	D1	2400X2450	--	2450
5.	D2	900X2450	--	2450
6.	D3	900X2450	--	2450
7.	D4	650X2450	--	2450
8.	D5	650X2450	--	2450
9.	TD1	900X2450	--	2450
10.	TD2	650X2450	--	2450
11.	TD3	650X2450	--	2450

SIGNATURE OF APPLICANT:

SIGNATURE OF ARCHITECT:

Drawn by: Yash G. Reviewed by: Sandip A
Project no: 1003 Revision no: A
Date: 02/20/2020

DRAWING TITLE:
PHASE - I
CLUB HOUSE
GROUND, FIRST FLOOR AND SECOND FLOOR PLAN

SCALE: 1/1000(ND)

DRAWING NO:
1003-PDPL-AR-MU-CH-DWG-1000



GROUND FLOOR PLAN-ZONE 1
SCALE:1/10

Forum Infrastructure Pvt. Ltd.

PROJECT: PROPOSED "CITY CENTER" AT ADITYAPUR, HARKHAND OVER PLOT NO.S: A-1, A-2, A-3, A-4, A-5, B-1, B-2, B-3, B-4, B-5, C-1(P), C-3, C-4, C-5, C-6, C-7, C-8, C-9, NS-1, NS-3(P), NS-9, NS-10, NS-11, NS-12, NS-13, NS-14, NS-15(P), NS-61, NS-62(P), NS-63, NS-64(P), VILLAGE: ASANGI, THANA No-126, THANA: SARAIKELLA, DIST: SARAIKELLA, KHARSAWAN.

Architect: PRACTICE ARCHITECTURE
Practice Design Pvt. Ltd | Technopolis | Sector 51
Safdarjung Enclave | New Delhi 110029
TEL: +91 33 4006 3131

Structural Consultant: S.P.A. Consultants
34, Ramnagar Outer Road,
Kolkata-700020.
Ph & Fax: (033) 24757614, 2485-64459

Key plan:

DOOR CIVIL OPENINGS

Sl. NO	D. NO	SIZE IN MM	SILL LVL. FROM B.S.L.	LINTEL LVL. FROM B.S.L.
1.	D1	1000X2450	--	2450
2.	D1A	1000X2450	--	2450
3.	D1	1000X2450	--	2450
4.	D2	800X2450	--	2450
5.	D3	1000X2450	--	2450
6.	D4	750X2450	--	2450
7.	D5	2000X2450	--	2450
8.	D6	1200X2450	--	2450
9.	D7	750X2450	--	2450

WINDOW CIVIL OPENINGS

Sl. NO	D. NO	SIZE IN MM	SILL LVL. FROM B.S.L.	LINTEL LVL. FROM B.S.L.
1.	W1	2100X2300	150	2450
2.	W2	1900X2300	150	2450
3.	W3	1500X1500	950	2450
4.	W4	450X1500	950	2450
5.	W5	850X1500	950	2450
6.	W6	1600X1500	950	2450
7.	W7	1900X1500	950	2450
8.	W8	1200X1500	950	2450
9.	W9	900X1500	950	2450
10.	W10	1640X1500	950	2450
11.	V	600X750	1700	2450
12.	SW1	1250X1200	950	2150
13.	SW2	1000X1200	950	2150

SIGNATURE OF APPLICANT: _____

SIGNATURE OF ARCHITECT: _____

Drawn by: Avinash M | Reviewed by: Sanjiv A
Project no: 1003 | Revision no: A
Date: 02/20/2020

DRAWING TITLE: PHASE-II RESIDENTIAL GROUND FLOOR PLAN-ZONE-1
SCALE: 1/1000(AD)
DRAWING NO: 1003-PDPL-AR-MU-RL-DWG-1000A



GROUND FLOOR PLAN-ZONE 2
SCALE:1/50

OWNER:
Forum Infrastructure Pvt. Ltd.

PROJECT:
PROPOSED "CITY CENTER" AT ADITYAPUR, JHARKHAND OVER PLOT NO S- A-1, A-2-A-3, A-4, A-5, B-1, B-2, B-3, B-4, B-5, C-0(P), C-1, C-1, C-5, C-6, C-7, C-8, C-9, NS-1, NS-3(P), NS-9, NS-10, NS-11, NS-12, NS-13, NS-14, NS-15(P), NS-61, NS-62(P), NS-63, NS-64(P), VILLAGE - SASANGI, THANA No-126, THANA - SARAIKELLA, DIST - SARAIKELLA, KHARSAWAN.

Architect:
PRACTICE
34, Ramnagar Outer Road, Kolkata-700 025.
TEL: +91 33 4006 3131

Structural Consultant:
S.P.A. Consultants
34, Ramnagar Outer Road, Kolkata-700 025.
Ph & Fax: (033) 24752164, 2485 6448/9

Key plan:
Zone 2

DOOR CIVIL OPENINGS				
Sr NO	D NO	SIZE IN MM	SILL LVL FROM BSL	LINTEL LVL FROM BSL
1.	D1	1000x2450	--	2450
2.	D1A	1000x2450	--	2450
3.	D1	1000x2450	--	2450
4.	D2	900x2450	--	2450
5.	D3	1000x2450	--	2450
6.	D4	750x2450	--	2450
7.	D5	2000x2450	--	2450
8.	D6	1000x2450	--	2450
9.	D7	750x2450	--	2450

WINDOW CIVIL OPENINGS				
Sr NO	D NO	SIZE IN MM	SILL LVL FROM BSL	LINTEL LVL FROM BSL
1.	W1	2100x2300	150	2450
2.	W2	1900x2300	150	2450
3.	W3	1500x1500	950	2450
4.	W4	450x1500	950	2450
5.	W5	850x1500	950	2450
6.	W6	1600x1500	950	2450
7.	W7	1500x1500	950	2450
8.	W8	1200x1500	950	2450
9.	W9	900x1500	950	2450
10.	W10	1640x1500	950	2450
11.	V	600x750	1700	2450
12.	SW1	1250x2100	950	2150
13.	SW2	1000x2100	950	2150

SIGNATURE OF APPLICANT:

SIGNATURE OF ARCHITECT:

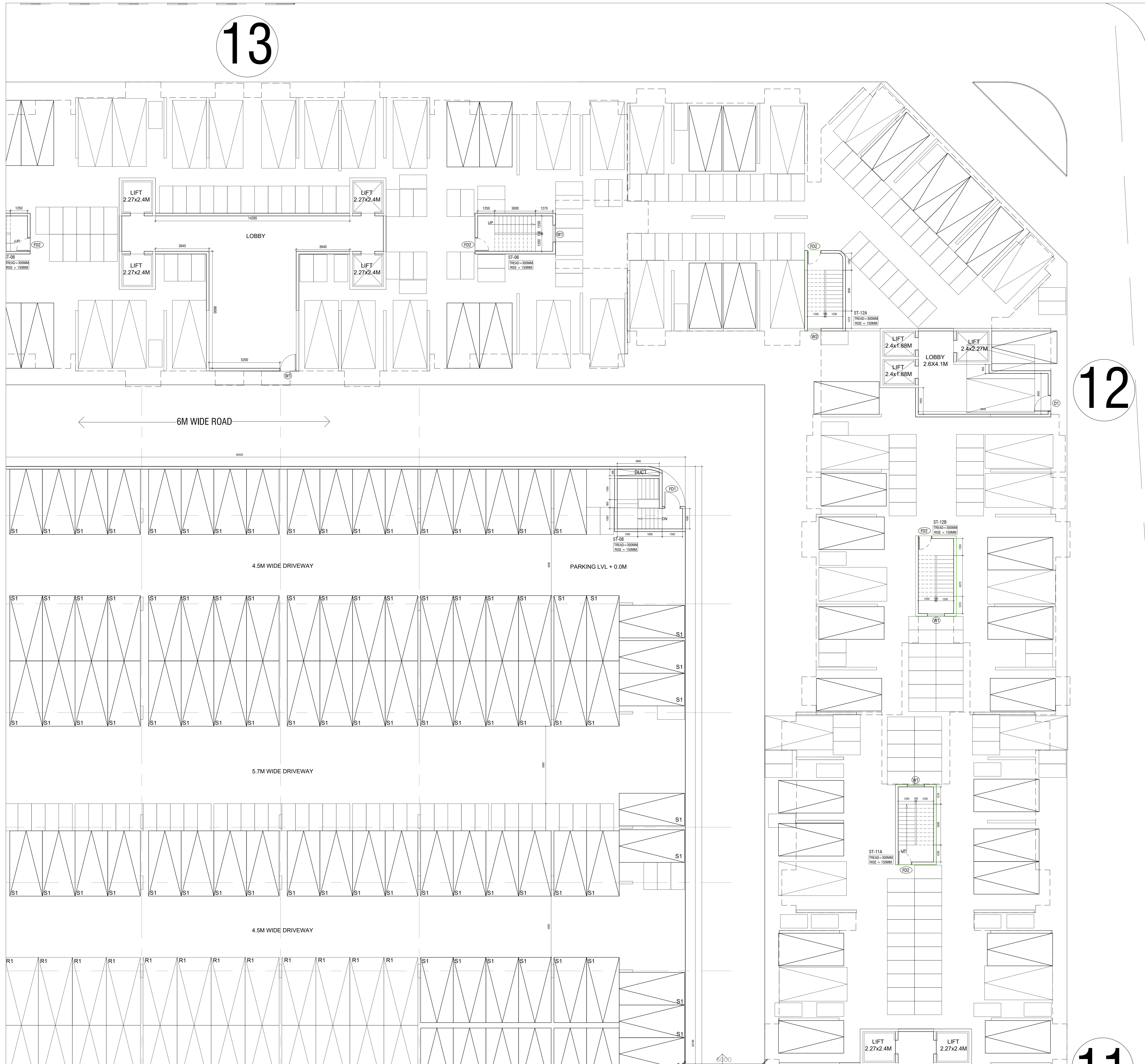
Drawn by: Avinash M
Project no: 1003

Reviewed by: Sanjiv A
Revision no: A
Date: 02/20/2020

DRAWING TITLE:
PHASE-II
RESIDENTIAL
GROUND FLOOR PLAN-ZONE 2
SCALE: 1/50(1/50)

DRAWING NO:
1003-PDPL-AR-MU-RL-DWG-1000

13



GROUND FLOOR PLAN-ZONE 3
SCALE: 1/50

12

11

Forum Infrastructure Pvt. Ltd.

PROJECT:
PROPOSED "CITY CENTER" AT ADITYAPUR, HARKHAND, OVER PLOT NO S- A-1, A-2, A-3, A-4, A-5, B-1, B-2, B-3, B-4, B-5, C-0(P), C-1, C-1, C-5, C-6, C-7, C-8, C-9, NS-1, NS-3(P), NS-9, NS-10, NS-11, NS-12, NS-13, NS-14, NS-15(P), NS-61, NS-62(P), NS-63, NS-64(P), VILLAGE - SASANGI, THANA No-126, THANA - SARAIKELLA, DIST -SARAIKELLA, KHARSAWAN.

Architect:
PRACTICE
Practice Design Pvt. Ltd | Technopolis | Sector 51
Safdarjung Enclave | New Delhi 110029
TEL: +91 93 4006 3131

Structural Consultant:
S.P.A. Consultants
34, Ramnagar Outer Road,
Kohinoor, New Delhi
Ph & Fax: (011) 24757614, 2485 64859

Key plan:
Zone 3

DOOR CIVIL OPENINGS				
Sr NO	D NO	SIZE IN MM	SILL LVL FROM BSL	LINTEL LVL FROM BSL
1.	D1	1000x2450	--	2450
2.	D1A	1000x2450	--	2450
3.	D1	1000x2450	--	2450
4.	D2	800x2450	--	2450
5.	D3	1000x2450	--	2450
6.	D4	750x2450	--	2450
7.	D5	2000x2450	--	2450
8.	D6	1200x2450	--	2450
9.	D7	750x2450	--	2450

WINDOW CIVIL OPENINGS				
Sr NO	D NO	SIZE IN MM	SILL LVL FROM BSL	LINTEL LVL FROM BSL
1.	W1	2100x2300	150	2450
2.	W2	1900x2300	150	2450
3.	W3	1500x1500	950	2450
4.	W4	450x1500	950	2450
5.	W5	850x1500	950	2450
6.	W6	1600x1500	950	2450
7.	W7	1900x1500	950	2450
8.	W8	1200x1500	950	2450
9.	W9	900x1500	950	2450
10.	W10	1640x1500	950	2450
11.	V	600x750	1700	2450
12.	SW1	1250x1200	950	2150
13.	SW2	1000x1200	950	2150

SIGNATURE OF APPLICANT:

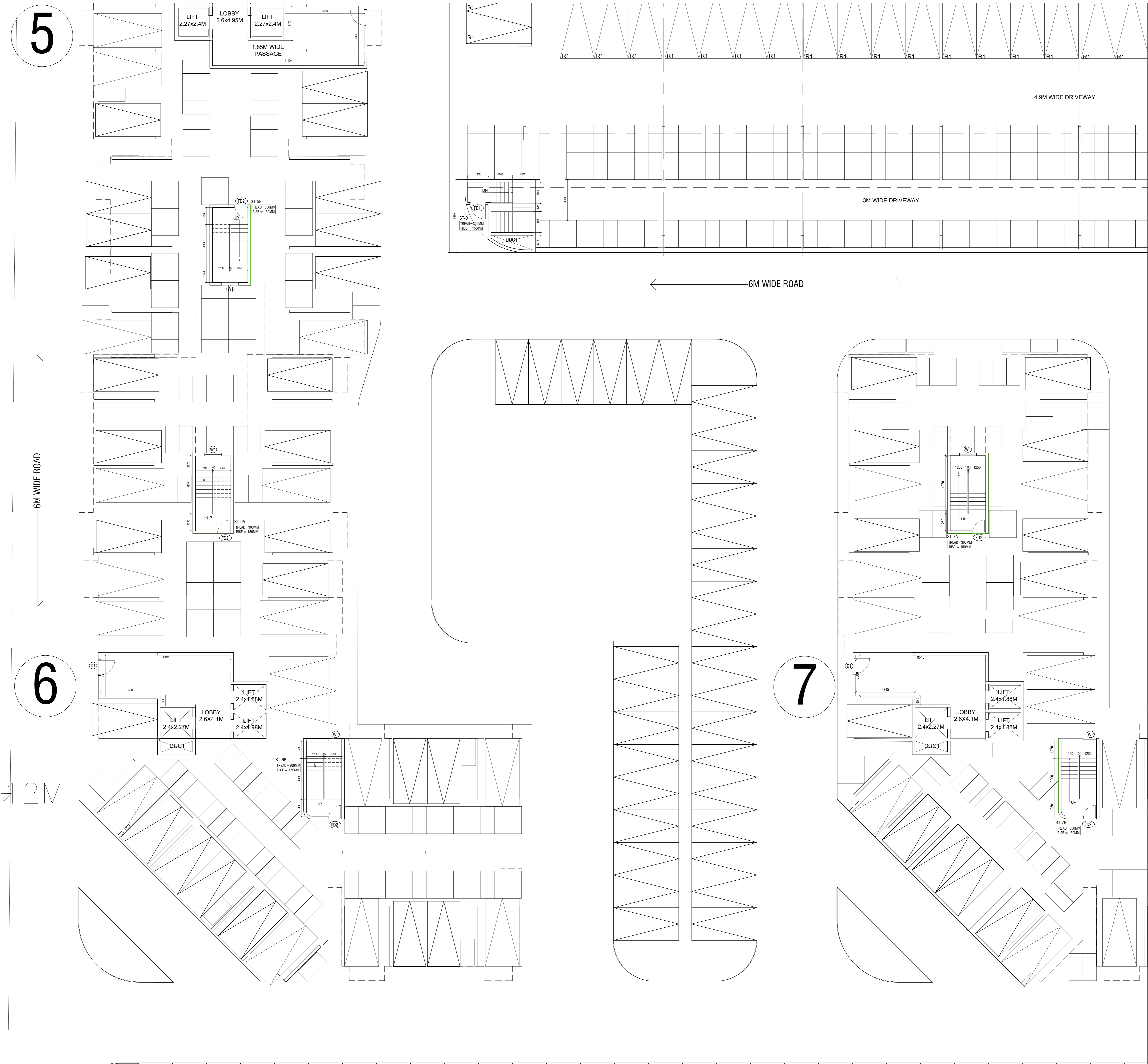
SIGNATURE OF ARCHITECT:

Drawn by: Avinash M | Reviewed by: Sanjiv A
Project no: 1003 | Revision no: A
Date: 02/20/2020

DRAWING TITLE:
PHASE-II
RESIDENTIAL
GROUND FLOOR PLAN-ZONE-3

SCALE: 1/50 (AS SHOWN)

DRAWING NO:
1003-PDPL-AR-MU-RL-DWG-1000



GROUND FLOOR PLAN-ZONE 4
SCALE:1/50

CLIENT:
Forum Infrastructure Pvt. Ltd.

PROJECT:
PROPOSED "CITY CENTER" AT ADITYAPUR, HARKHAND, OVER PLOT NO S- A-1, A-2-A-3, A-4, A-5, B-1, B-2, B-3, B-4, B-5, C-0(P), C-3, C-4, C-5, C-6, C-7, C-8, C-9, NS-1, NS-3(P), NS-9, NS-10, NS-11, NS-12, NS-13, NS-14, NS-15(P), NS-61, NS-62(P), NS-63, NS-64(P), VILLAGE - SASANGI, THANA No-126, THANA - SARAIKELLA, DIST -SARAIKELLA, KHARSAWAN.

Architect:
PRACTICE
Practice Design Pvt. Ltd | Technopolis | Sector 51
Safdarjung | New Delhi 110029
TEL: +91 33 4006 3131

Structural Consultant:
S.P.A. Consultants
34, Ramnagar Outer Road,
Kolkata-700 025.
Ph & Fax: (033) 2475214, 2485 54459

Key plan:
Zone 4

DOOR CIVIL OPENINGS				
Sr NO	D NO	SIZE IN MM	SILL LVL FROM BSL	LINTEL LVL FROM BSL
1.	FD1	1000x2450	--	2450
2.	FD1A	1000x2450	--	2450
3.	D1	1000x2450	--	2450
4.	D2	900x2450	--	2450
5.	D3	1000x2450	--	2450
6.	D4	750x2450	--	2450
7.	D5	2000x2450	--	2450
8.	D6	1200x2450	--	2450
9.	TD1	750x2450	--	2450

WINDOW CIVIL OPENINGS				
Sr NO	D NO	SIZE IN MM	SILL LVL FROM BSL	LINTEL LVL FROM BSL
1.	W1	2100x2300	150	2450
2.	W2	1900x2300	150	2450
3.	W3	1500x1500	950	2450
4.	W4	450x1500	950	2450
5.	W5	850x1500	950	2450
6.	W6	1600x1500	950	2450
7.	W7	1900x1500	950	2450
8.	W8	1200x1500	950	2450
9.	W9	900x1500	950	2450
10.	W10	1640x1500	950	2450
11.	V	600x750	1700	2450
12.	SW1	1250x1200	950	2150
13.	SW2	1000x1200	950	2150

SIGNATURE OF APPLICANT: _____

SIGNATURE OF ARCHITECT: _____

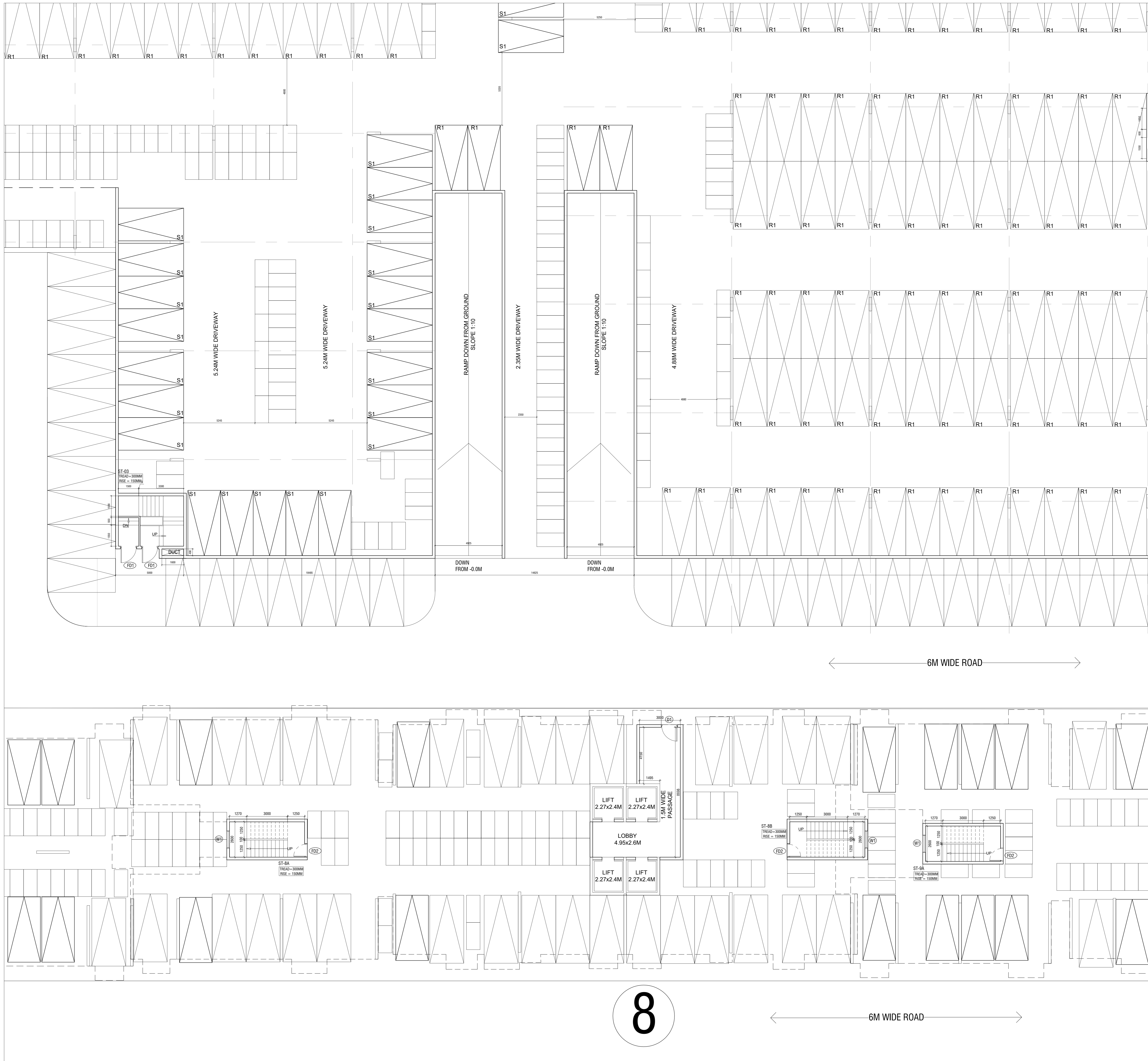
Drawn by: Avinash M
Project no: 1003

Reviewed by: Sanjiv A
Revision no: A
Date: 02/20/2020

DRAWING TITLE:
PHASE-II
RESIDENTIAL
GROUND FLOOR PLAN-ZONE 4

SCALE: 1/100(AS)

DRAWING NO:
1003-PDPL-AR-MU-RL-DWG-1000A



GROUND FLOOR PLAN-ZONE 5
SCALE:1/8

CLIENT:
Forum Infrastructure Pvt. Ltd.

PROJECT:
PROPOSED "CITY CENTER" AT ADITYAPUR, HARKHAND OVER PLOT NO S- A-1, A-2-A-3, A-4, A-5, B-1, B-2, B-3, B-4, B-5, C-2(P), C-3, C-4, C-5, C-6, C-7, C-8, C-9, NS-1, NS-3(P), NS-9, NS-10, NS-11, NS-12, NS-13, NS-14, NS-15(P), NS-61, NS-62(P), NS-63, NS-64(P), VILLAGE - ASANGI, THANA No-126, THANA - SARAIKELLA, DIST -SARAIKELLA, KHARSAWAN.

Architect:
PRACTICE
Practice Design Pvt. Ltd | Technopolis | Sector 51
Saltlake City | Kolkata 700091
TEL: +91 33 4006 3131

S.P.A. Consultant:
34, Ramnagar Dutt Road,
Kolkata 700 025,
Ph & Fax: (033) 24757614, 2485 64859

Key plan:
[Key plan diagram showing the location of Zone 5 within the overall site layout]

DOOR CIVIL OPENINGS

Sl. NO	D. NO	SIZE IN MM	SILL LVL. FROM SLL.	LINTEL LVL.
1.	D1	1000x2450	--	2450
2.	D1A	1000x2450	--	2450
3.	D1	1000x2450	--	2450
4.	D2	900x2450	--	2450
5.	D3	1000x2450	--	2450
6.	D4	750x2450	--	2450
7.	D5	2000x2450	--	2450
8.	D6	1200x2450	--	2450
9.	D7	750x2450	--	2450

WINDOW CIVIL OPENINGS

Sl. NO	D. NO	SIZE IN MM	SILL LVL.	LINTEL LVL.
1.	W1	2100x2300	150	2450
2.	W2	1900x2300	150	2450
3.	W3	1500x1500	950	2450
4.	W4	450x1500	950	2450
5.	W5	850x1500	950	2450
6.	W6	1600x1500	950	2450
7.	W7	1900x1500	950	2450
8.	W8	1200x1500	950	2450
9.	W9	900x1500	950	2450
10.	W10	1640x1500	950	2450
11.	V	600x750	1700	2450
12.	SW1	1250x1200	950	2150
13.	SW2	1000x1200	950	2150

SIGNATURE OF APPLICANT: _____

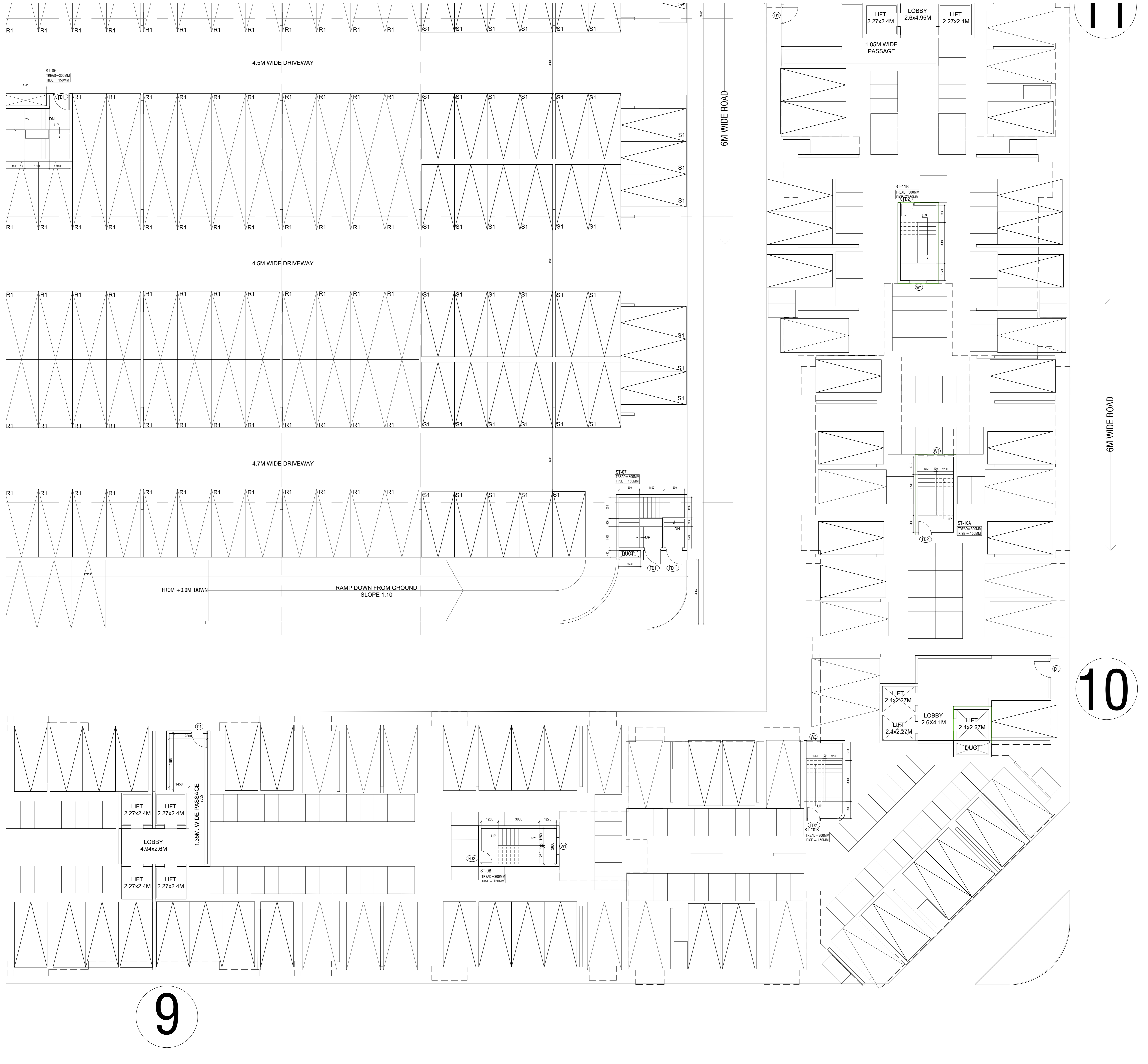
SIGNATURE OF ARCHITECT: _____

Drawn by: Avinash M
Project no: 1003
Date: 02/20/2020

Reviewed by: Sanjiv A
Revision no: A
Date: 02/20/2020

DRAWING TITLE:
PHASE-II
RESIDENTIAL
GROUND FLOOR PLAN-ZONE-5
SCALE: 1/8(80)AD

DRAWING NO:
1003-POPL-AR-MU-RL-DWG-10004



GROUND FLOOR PLAN-ZONE 6
SCALE:1:100

Forum Infrastructure Pvt. Ltd.

PROJECT:
PROPOSED "CITY CENTER" AT
ADITYAPUR, JHARKHAND OVER PLOT
NO.S: A-1, A-2, A-3, A-4, A-5, B-1, B-2,
B-3, B-4, B-5, C-0(P), C-1, C-1, C-5, C-6,
C-7, C-8, C-9, NS-1, NS-3(P), NS-9,
NS-10, NS-11, NS-12, NS-13, NS-14,
NS-15(P), NS-61, NS-62(P), NS-63,
NS-64(P), VILLAGE: JASANGI,
THANA No-126, THANA: SARAIKELLA,
DIST: SARAIKELLA, KHARSAWAN.

Architect:
PRACTICE
Practice Design Pvt. Ltd | Technopolis | Sector 51
Saltlake City | Kolkata 700051
TEL: +91 33 4006 3131

Structural Consultant:
S.P.A. Consultants
34, Ramnagar Outer Road,
Kolkata 700 025,
Ph & Fax: (033) 24757614, 2485 64859

Key plan:
-ZONE 6

DOOR CIVIL OPENINGS					
S/NO	D/NO	SIZE IN MM	SILL LVL FROM BSL	LINTEL LVL FROM BSL	FINISH
1.	D01	1000x2450	--	2450	
2.	D01A	1000x2450	--	2450	
3.	D1	1000x2450	--	2450	
4.	D2	900x2450	--	2450	
5.	D3	1000x2450	--	2450	
6.	D4	750x2450	--	2450	
7.	D5	2000x2450	--	2450	
8.	D6	1200x2450	--	2450	
9.	D01	750x2450	--	2450	

WINDOW CIVIL OPENINGS					
S/NO	D/NO	SIZE IN MM	SILL LVL FROM BSL	LINTEL LVL FROM BSL	FINISH
1.	W1	2100x2300	150	2450	
2.	W2	1900x2300	150	2450	
3.	W3	1500x1500	950	2450	
4.	W4	450x1500	950	2450	
5.	W5	850x1500	950	2450	
6.	W6	1600x1500	950	2450	
7.	W7	1900x1500	950	2450	
8.	W8	1200x1500	950	2450	
9.	W9	900x1500	950	2450	
10.	W10	1640x1500	950	2450	
11.	V	600x750	1700	2450	
12.	SW1	1250x1200	950	2150	
13.	SW2	1000x1200	950	2150	

SIGNATURE OF APPLICANT: _____

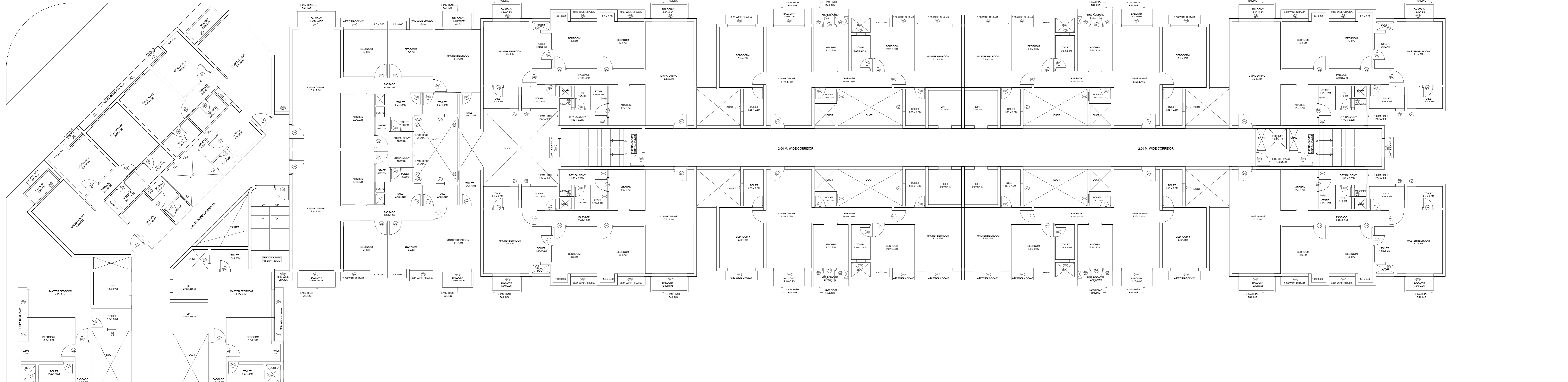
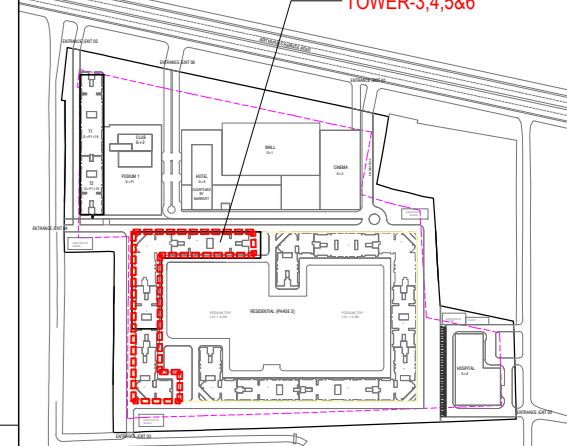
SIGNATURE OF ARCHITECT: _____

Drawn by: Avinash M
Project no: 1003

Reviewed by: Sanjiv A
Revision no: A
Date: 02/20/2020

DRAWING TITLE:
PHASE-II
RESIDENTIAL
GROUND FLOOR PLAN-ZONE-6
SCALE: 1:100(AD)

DRAWING NO:
1003-PDPL-AR-MU-RL-DWG-1000B



TOWER-3,4,5-&- TYPICAL 2ND TO 19TH FLOOR PLAN
SCALE:100



TOWER-6 - TYPICAL 2ND TO 19TH FLOOR PLAN
SCALE:100

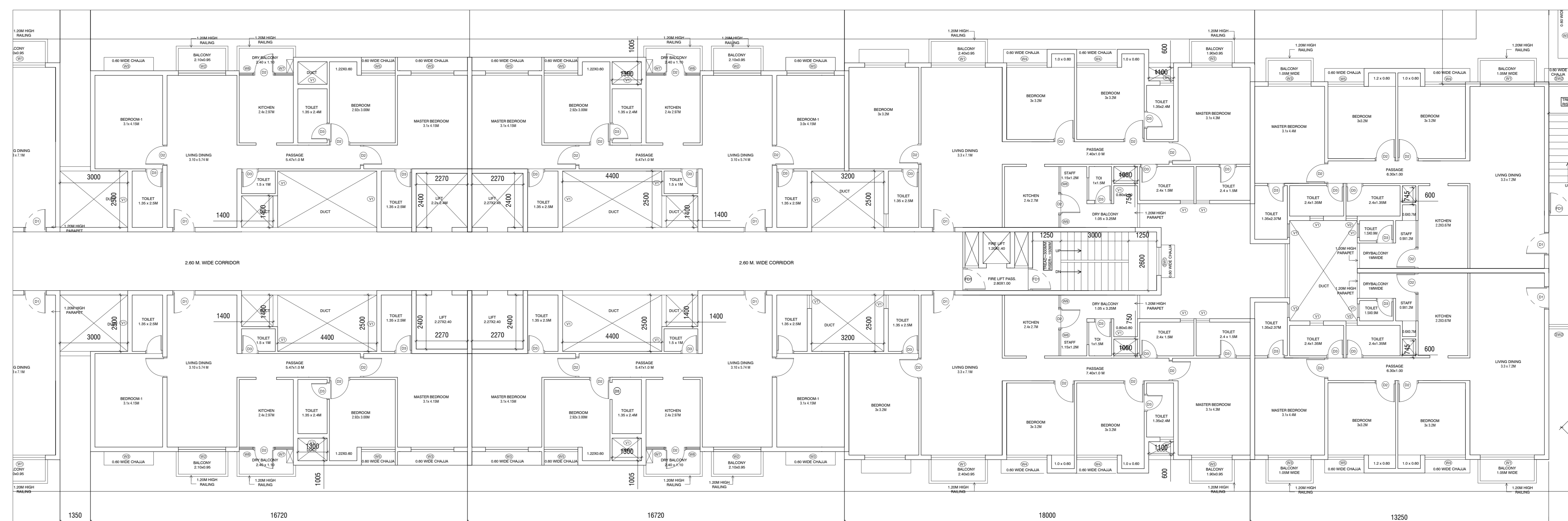
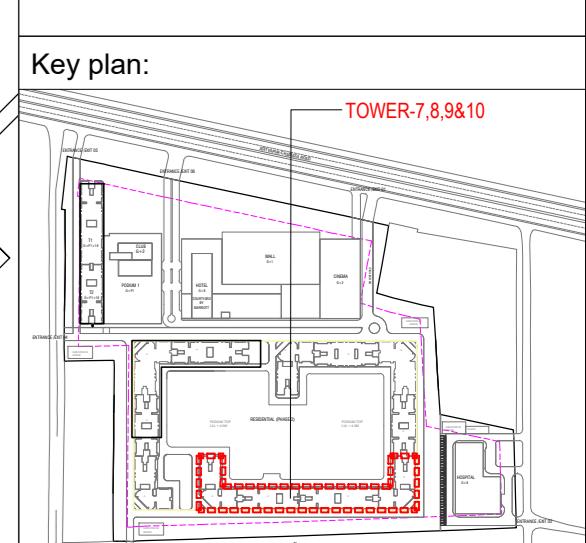
SIGNATURE OF APPLICANT:

SIGNATURE OF ARCHITECT:

Drawn by: Avinash M
Project no: 1003
Reviewed by: Sandip A
Revision no: A
Date: 02/20/2020

DRAWING TITLE:
PHASE-II
RESIDENTIAL-TOWER 3,4,5,6
TYPICAL 2ND TO 19TH FLOOR PLAN

SCALE: 1/1000(A2)
DRAWING NO:
1003-PDPL-AR-MU-RL-DWG-1001A



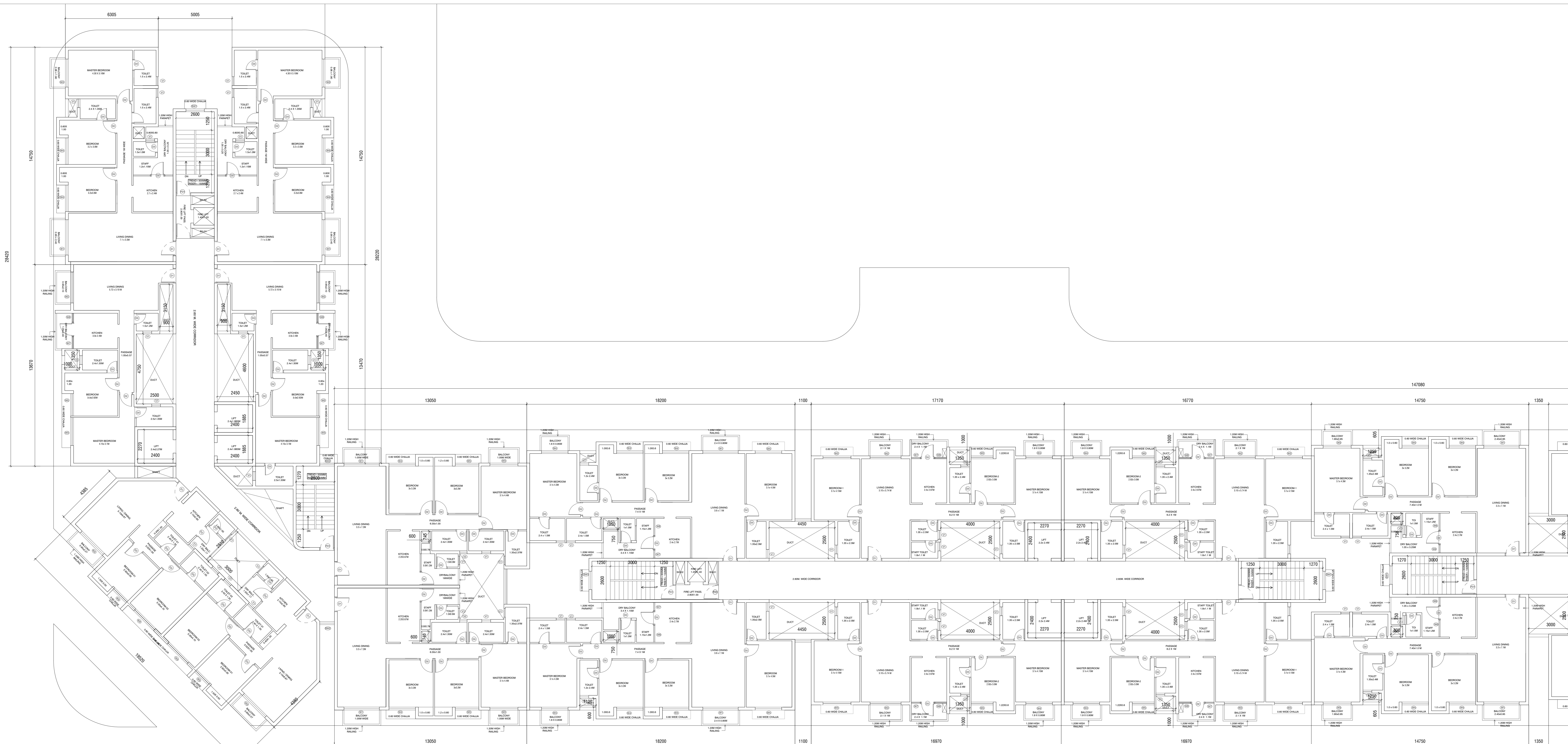
TOWER-9 - TYPICAL 2ND TO 19TH FLOOR PLAN
SCALE:1/10

DOOR CIVIL OPENINGS

Sr NO	D NO	SIZE IN MM	SILL LVL FROM SLL	LINTEL LVL FROM SLL
1.	D1	1000X2450	--	2450
2.	D1A	1000X2450	--	2450
3.	D1	1000X2450	--	2450
4.	D2	900X2450	--	2450
5.	D3	1000X2450	--	2450
6.	D4	750X2450	--	2450
7.	D5	2000X2450	--	2450
8.	D6	1200X2450	--	2450
9.	D7	750X2450	--	2450

WINDOW CIVIL OPENINGS

Sr NO	D NO	SIZE IN MM	SILL LVL FROM SLL	LINTEL LVL FROM SLL
1.	W1	2100X2300	150	2450
2.	W2	1900X2300	150	2450
3.	W3	1500X1500	950	2450
4.	W4	450X1500	950	2450
5.	W5	850X1500	950	2450
6.	W6	1600X1500	950	2450
7.	W7	1900X1500	950	2450
8.	W8	1200X1500	950	2450
9.	W9	900X1500	950	2450
10.	W10	1640X1500	950	2450
11.	V	600X750	1700	2450
12.	SW1	1250X1200	950	2150
13.	SW2	1000X1200	950	2150



TOWER-7.8.8 - TYPICAL 2ND TO 19TH FLOOR PLAN
SCALE:1/10

SIGNATURE OF APPLICANT:

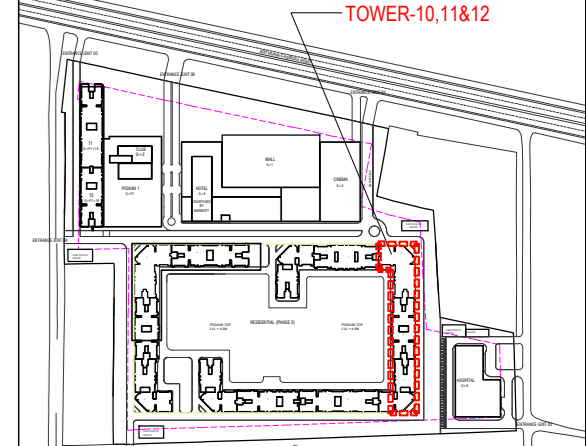
SIGNATURE OF ARCHITECT:

Drawn by: Avinash M
Project No: 1003
Date: 02/20/2020

Reviewed by: Sandip A
Revision No: A

DRAWING TITLE:
PHASE-II
RESIDENTIAL-TOWER 7.8.8
TYPICAL 2ND TO 19TH FLOOR PLAN

SCALE: 1/1000(AD)
DRAWING NO: 1003-PDPL-AR-MU-RL-DWG-1001b

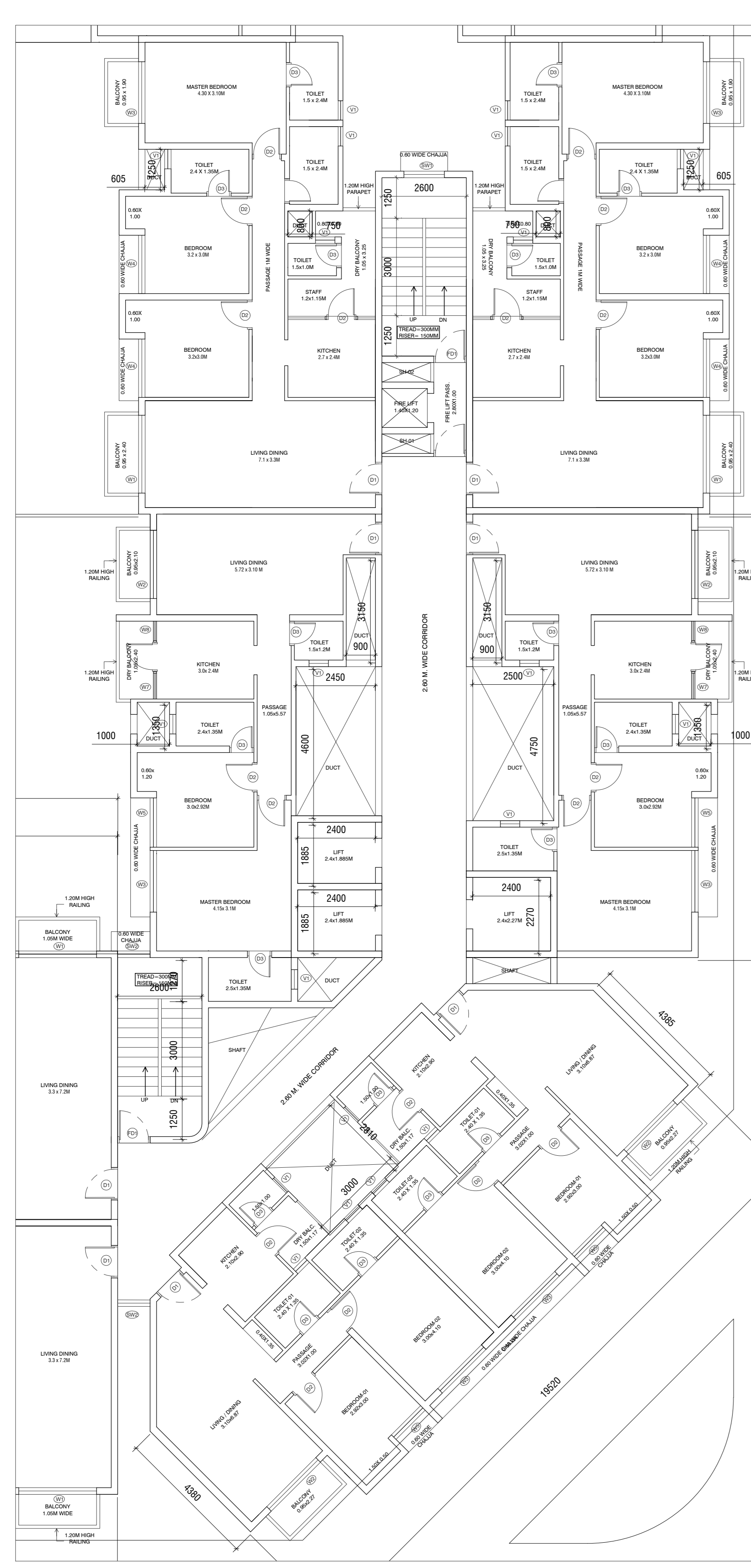


DOOR CIVIL OPENINGS

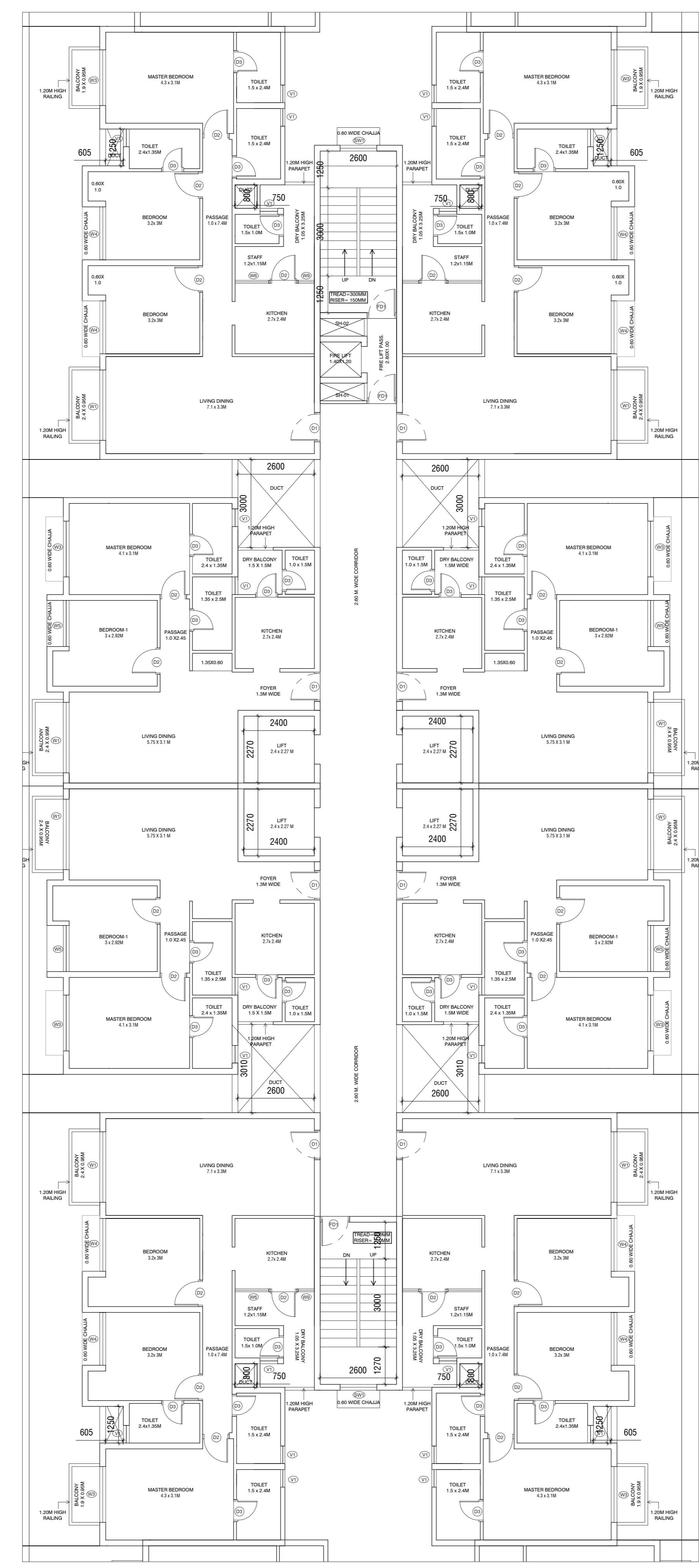
S/NO	D.NO	SIZE IN MM	SILL LVL FROM G.S.L.	LINTEL LVL FROM G.S.L.
1.	D01	1000X2450	--	2450
2.	D01A	1000X2450	--	2450
3.	D1	1000X2450	--	2450
4.	D2	900X2450	--	2450
5.	D3	1000X2450	--	2450
6.	D4	750X2450	--	2450
7.	D5	2000X2450	--	2450
8.	D6	1200X2450	--	2450
9.	D7	750X2450	--	2450

WINDOW CIVIL OPENINGS

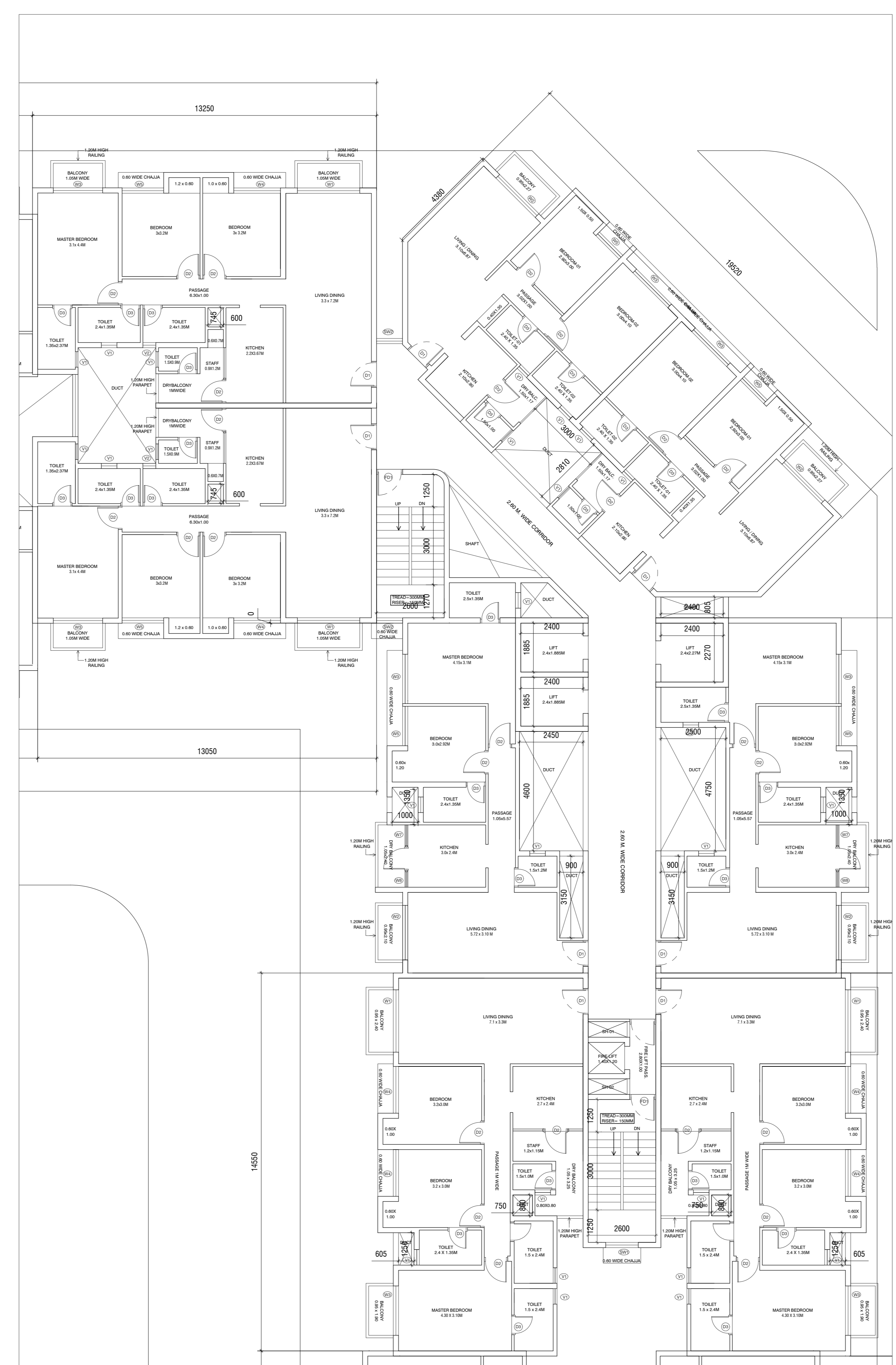
S/NO	D.NO	SIZE IN MM	SILL LVL FROM G.S.L.	LINTEL LVL FROM G.S.L.
1.	W1	2100X2300	150	2450
2.	W2	1900X2300	150	2450
3.	W3	1500X1500	950	2450
4.	W4	450X1500	950	2450
5.	W5	850X1500	950	2450
6.	W6	1600X1500	950	2450
7.	W7	1900X1500	950	2450
8.	W8	1200X1500	950	2450
9.	W9	900X1500	950	2450
10.	W10	1640X1500	950	2450
11.	V	600X750	1700	2450
12.	SW1	1250X1200	950	2150
13.	SW2	1000X1200	950	2150



TOWER-10 - TYPICAL 2ND TO 19TH FLOOR PLAN
SCALE:100



TOWER-11 - TYPICAL 2ND TO 19TH FLOOR PLAN
SCALE:100



TOWER-12 - TYPICAL 2ND TO 19TH FLOOR PLAN
SCALE:100

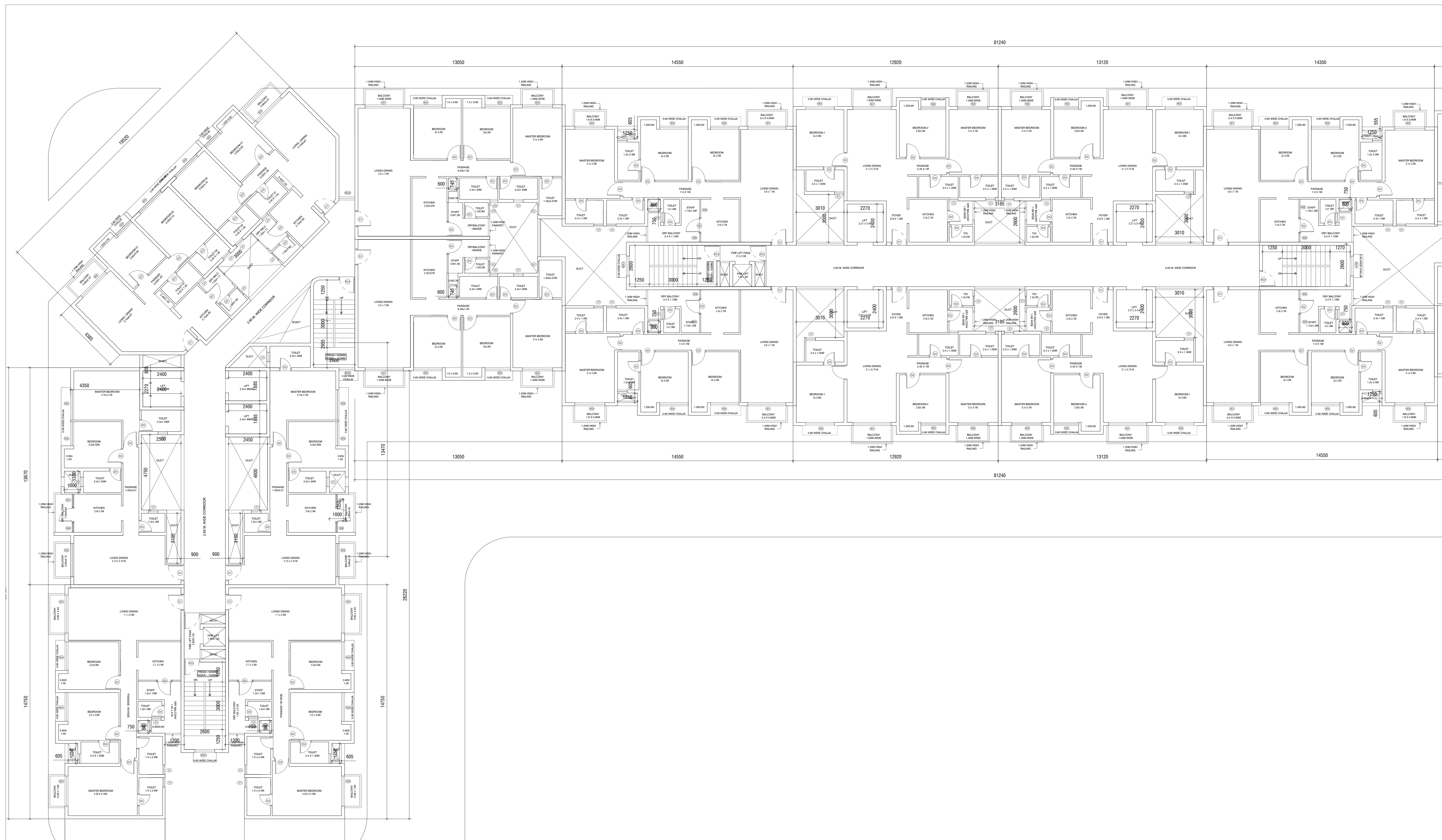
SIGNATURE OF APPLICANT:

SIGNATURE OF ARCHITECT:

Drawn By: Avinash M
Project no: 1003
Reviewed by: Sandip A
Revision no: A
Date: 02/20/2020

DRAWING TITLE:
PHASE-II
RESIDENTIAL-TOWER 10, 11, 12
TYPICAL 2ND TO 19TH FLOOR PLAN
SCALE: 1:100(AS)

DRAWING NO: 1003-PDPL-AR-MU-RL-DWG-1000



TOWER-13&14 - TYPICAL 2ND TO 19TH FLOOR PLAN
SCALE:1:50

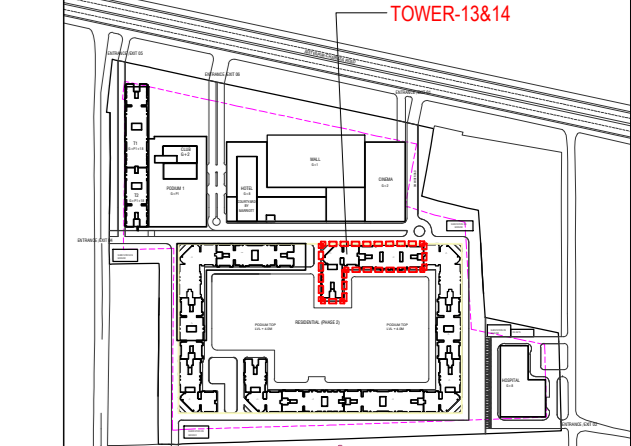
OWNER: Forum Infrastructure Pvt. Ltd.

PROJECT: PROPOSED "CITY CENTER" AT ADITYAPUR, JHARKHAND, OVER PLOT NO.S- A-1, A-2, A-3, A-4, A-5, B-1, B-2, B-3, B-4, B-5, C-0(P), C-1, C-1A, C-2, C-3, C-4, C-5, C-6, C-7, C-8, C-9, NS-1, NS-3(P), NS-9, NS-10, NS-11, NS-12, NS-13, NS-14, NS-15(P), NS-61, NS-62(P), NS-63, NS-64(P), VILLAGE - ASANKI, THANA No-126, THANA - SARAIKELLA, DIST -SARAIKELLA, KHARSAWAN.

Architect: **FRACTICE** ARCHITECTURE
Practice Design Pvt. Ltd | Technopolis | Sector 51
Sahibganj | Haryana 170001
TEL: +91 93 4006 3131

Structural Consultant: S.P.A. Consultants
34, Ramnagar Durga Road,
Kolkata 700 025.
Ph & Fax: (033) 2475214, 2485 6485

Key plan:



DOOR CIVIL OPENINGS

S/NO	D/NO	SIZE IN MM	SILL LVL FROM SLL	LINTEL LVL
1.	D01	1000X2450	--	2450
2.	D01A	1000X2450	--	2450
3.	D1	1000X2450	--	2450
4.	D2	800X2450	--	2450
5.	D3	1000X2450	--	2450
6.	D4	750X2450	--	2450
7.	D5	2000X2450	--	2450
8.	D6	1200X2450	--	2450
9.	D7	750X2450	--	2450

WINDOW CIVIL OPENINGS

S/NO	D/NO	SIZE IN MM	SILL LVL FROM SLL	LINTEL LVL
1.	W1	2100X2300	150	2450
2.	W2	1900X2300	150	2450
3.	W3	1500X1500	950	2450
4.	W4	450X1500	950	2450
5.	W5	850X1500	950	2450
6.	W6	1600X1500	950	2450
7.	W7	1900X1500	950	2450
8.	W8	1200X1500	950	2450
9.	W9	900X1500	950	2450
10.	W10	1640X1500	950	2450
11.	V	600X750	1700	2450
12.	SW1	1250X200	950	2150
13.	SW2	1000X200	950	2150

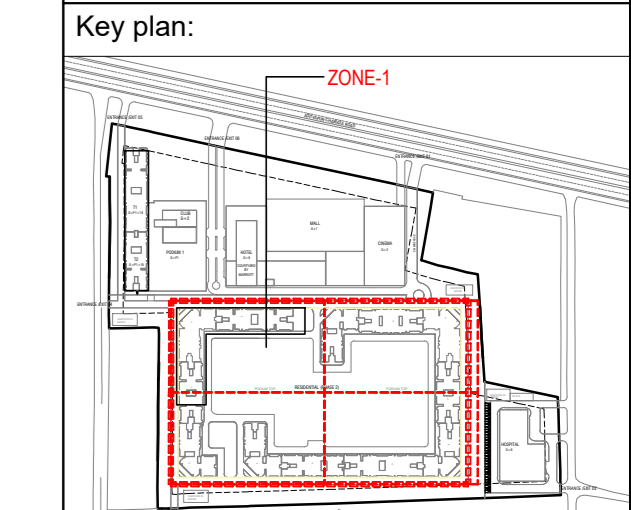
SIGNATURE OF APPLICANT:

SIGNATURE OF ARCHITECT:

Drawn by: Avinash M
Project no: 1003
Reviewed by: Sanjiv A
Revision no: A
Date: 02/20/2020

DRAWING TITLE:
PHASE-II
RESIDENTIAL-TOWER 13&14
TYPICAL 2ND TO 19TH FLOOR PLAN

SCALE: 1:100(AS)
DRAWING NO: 1003-PDPL-AR-MU-RL-DWG-1000A

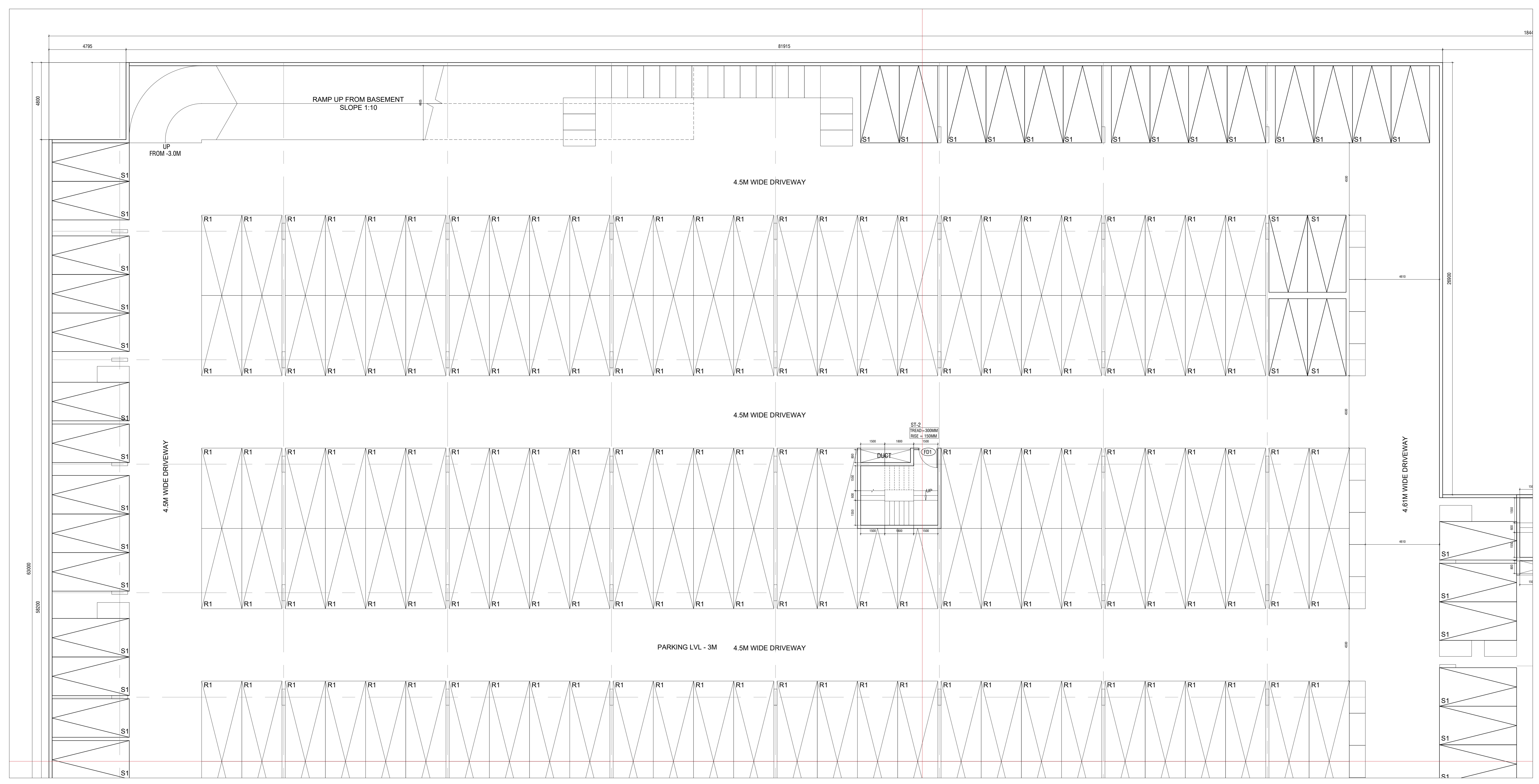


DOOR CIVIL OPENINGS

Sr NO	D NO	SIZE IN MM	SILL LVL FROM BSL	LINTEL LVL FROM BSL
1.	D1	1000x2450	--	2450
2.	D1A	1000x2450	--	2450
3.	D1	1000x2450	--	2450
4.	D2	900x2450	--	2450
5.	D3	1000x2450	--	2450
6.	D4	750x2450	--	2450
7.	D5	2000x2450	--	2450
8.	D6	1300x2450	--	2450
9.	D7	750x2450	--	2450

WINDOW CIVIL OPENINGS

Sr NO	D NO	SIZE IN MM	SILL LVL FROM BSL	LINTEL LVL FROM BSL
1.	W1	2100x2300	150	2450
2.	W2	1900x2300	150	2450
3.	W3	1500x1500	950	2450
4.	W4	850x1500	950	2450
5.	W5	850x1500	950	2450
6.	W6	1600x1500	950	2450
7.	W7	1900x1500	950	2450
8.	W8	1200x1500	950	2450
9.	W9	900x1500	950	2450
10.	W10	1640x1500	950	2450
11.	V	800x750	1700	2450
12.	SW1	1250x2300	950	2150
13.	SW2	1000x2300	950	2150



BASEMENT FLOOR PLAN-ZONE 1
SCALE:100

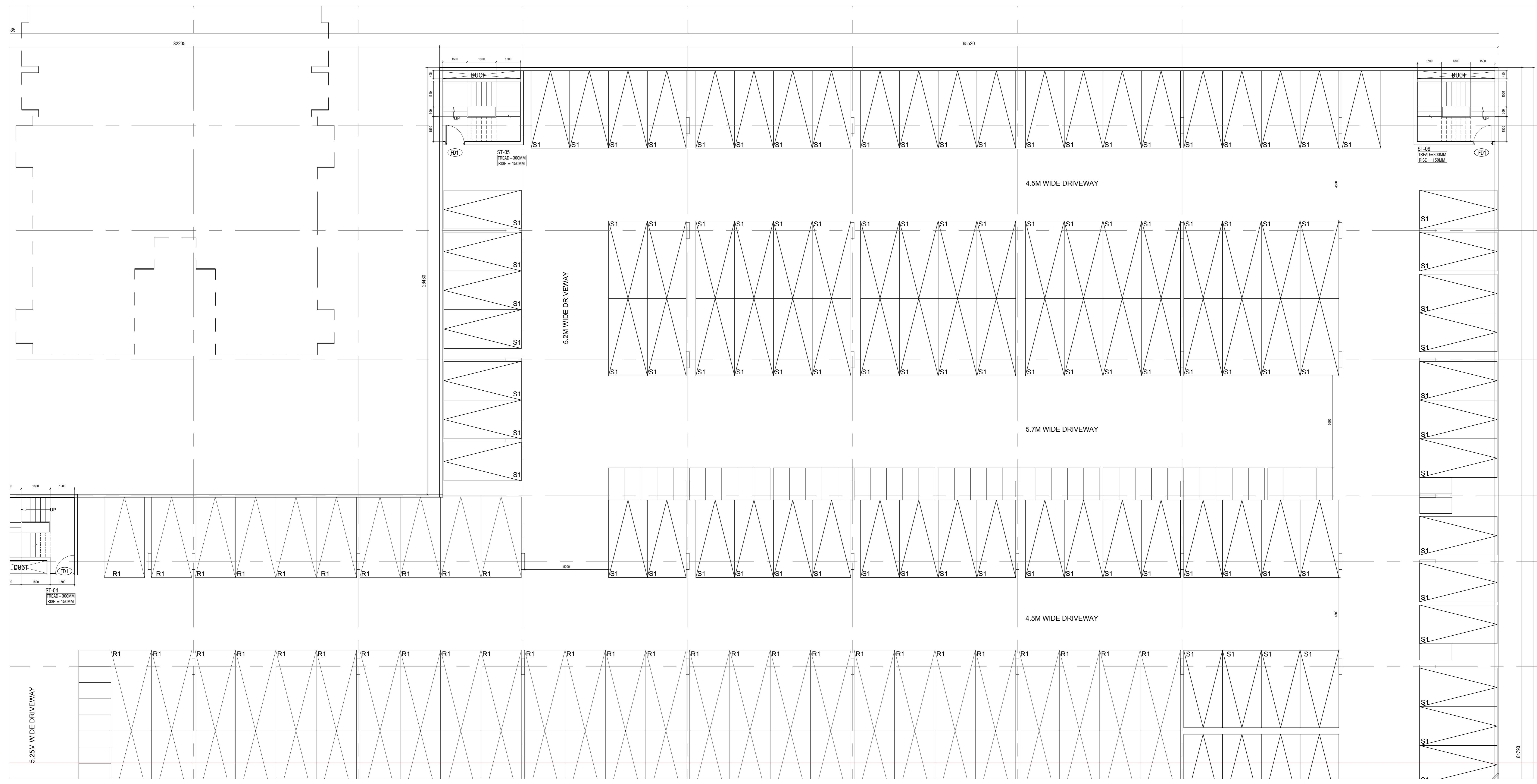
SIGNATURE OF APPLICANT:

SIGNATURE OF ARCHITECT:

Drawn by: Avinash M
Project no: 1003
Reviewed by: Sanjiv A
Revision no: A
Date: 02/20/2020

DRAWING TITLE:
PHASE-II
RESIDENTIAL
BASEMENT FLOOR PLAN-ZONE-1

SCALE: 1:100 @A0
DRAWING NO:
1003-PDPL-AR-MU-RL-DWG-81a



BASEMENT FLOOR PLAN-ZONE 2
SCALE:100

OWNER:
Forum Infrastructure Pvt. Ltd.

PROJECT:
PROPOSED "CITY CENTER" AT ADITYAPUR, HARKHAND OVER PLOT NO S-1, A-2-A-3, A-4, A-5, B-1, B-2, B-3, B-4, B-5, C-2(P), C-3, C-4, C-5, C-6, C-7, C-8, C-9, NS-1, NS-3(P), NS-9, NS-10, NS-11, NS-12, NS-13, NS-14, NS-15(P), NS-61, NS-62(P), NS-63, NS-64(P), VILLAGE - ASANGI, THANA No-126, THANA - SARAIKELLA, DIST - SARAIKELLA, KHARSAWAN.

Architect:
PRACTICE ARCHITECTURE & INTERIORS
Practice Design Pvt. Ltd | Technopolis | Sector 51
Safdarjung Enclave | New Delhi 110029
TEL: +91 33 4006 3131

Structural Consultant:
S.P.A. Consultants
34, Ramnagar Outer Road,
Kohinoor 700015,
Ph & Fax: (033) 24757614, 2485 64859

Key plan:
[Key plan diagram showing the location of Zone 2 within the overall site layout]

DOOR CIVIL OPENINGS

Sr NO	D NO	SIZE IN MM	SILL LVL FROM BSL	LINTEL LVL FROM BSL
1.	FD1	1000x2450	--	2450
2.	FD1A	1000x2450	--	2450
3.	D1	1000x2450	--	2450
4.	D2	800x2450	--	2450
5.	D3	1000x2450	--	2450
6.	D4	750x2450	--	2450
7.	D5	2000x2450	--	2450
8.	D6	1200x2450	--	2450
9.	TD1	750x2450	--	2450

WINDOW CIVIL OPENINGS

Sr NO	D NO	SIZE IN MM	SILL LVL FROM BSL	LINTEL LVL FROM BSL
1.	W1	2100x2300	150	2450
2.	W2	1900x2300	150	2450
3.	W3	1500x1500	950	2450
4.	W4	800x1500	950	2450
5.	W5	800x1500	950	2450
6.	W6	1600x1500	950	2450
7.	W7	1600x1500	950	2450
8.	W8	1200x1500	950	2450
9.	W9	900x1500	950	2450
10.	W10	1640x1500	950	2450
11.	V	800x750	1700	2450
12.	SW1	1250x1200	950	2150
13.	SW2	1000x1200	950	2150

SIGNATURE OF APPLICANT: _____

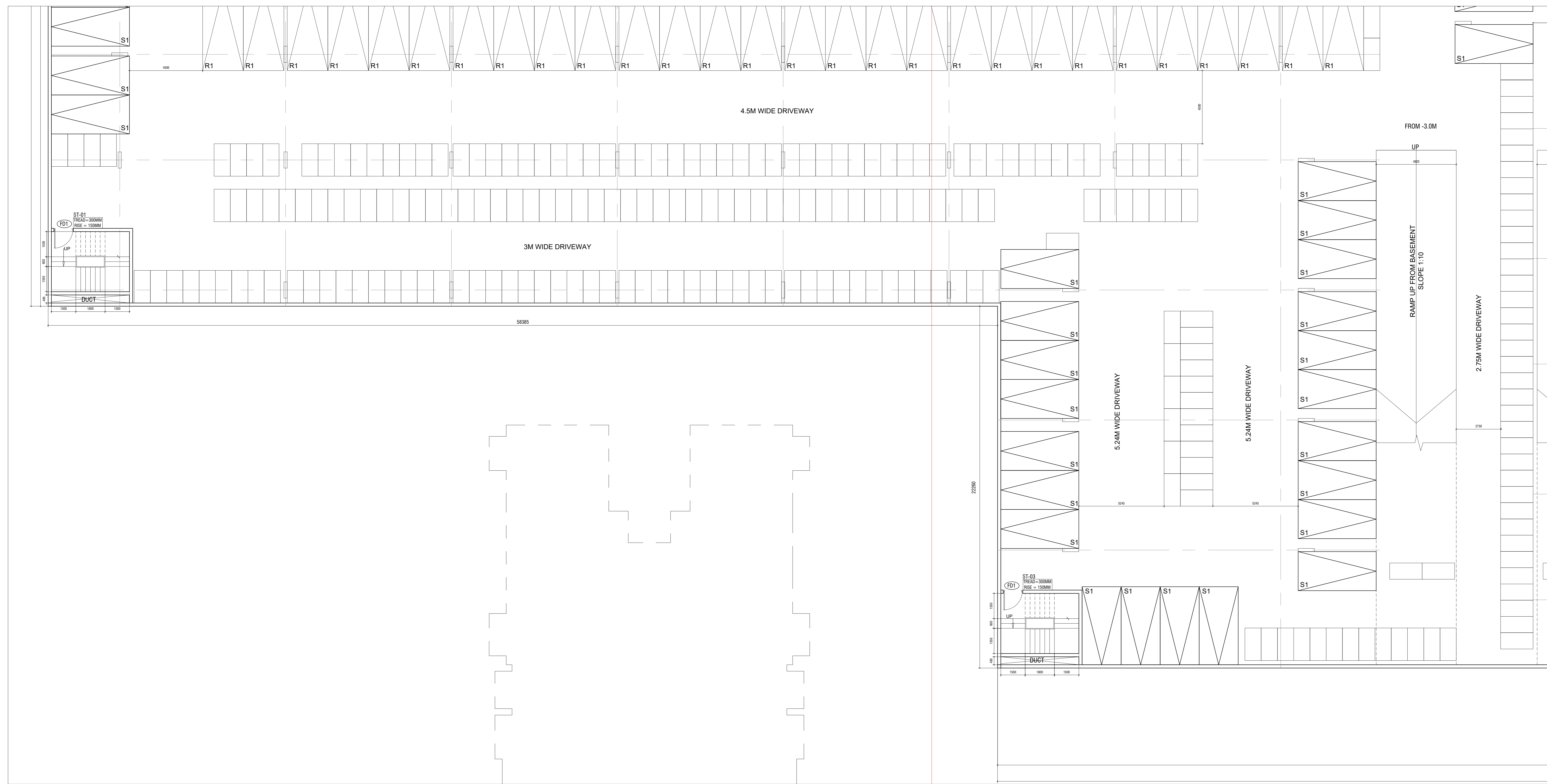
SIGNATURE OF ARCHITECT: _____

Drawn by: Avinash M
Project no: 1003

Reviewed by: Sanjiv A
Revision no: A
Date: 02/20/2020

DRAWING TITLE:
PHASE-II
RESIDENTIAL
BASEMENT FLOOR PLAN-ZONE-2
SCALE: 1/100(AS)

DRAWING NO:
1003-PDPL-AR-MU-RL-DWG-81b



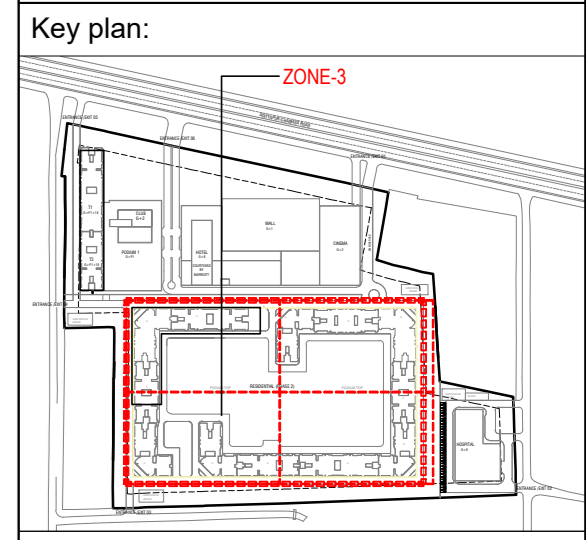
BASEMENT FLOOR PLAN-ZONE 3
SCALE:100

CLIENT:
Forum Infrastructure Pvt. Ltd.

PROJECT:
PROPOSED "CITY CENTER" AT
ADITYAPUR, HARKHAND OVER PLOT
NO S- A-1, A-2-A-3, A-4, A-5, B-1, B-2,
B-3, B-4, B-5, C-2(P), C-3, C-4, C-5, C-6,
C-7, C-8, C-9, NS-1, NS-3(P), NS-9,
NS-10, NS-11, NS-12, NS-13, NS-14,
NS-15(P), NS-61, NS-62(P), NS-63,
NS-64(P), VILLAGE - ASANGI,
THANA No-126, THANA - SARAIKELLA,
DIST - SARAIKELLA, KHARSAWAN.

Architect:
PRACTICE
Practice Design Pvt. Ltd. | Technopolis | Sector 51
Safdarjung | New Delhi 110029
TEL: +91 33 4006 3131

Structural Consultant:
S.P.A. Consultants
34, Ramnagar Outer Road,
Kohinoor | New Delhi
Ph & Fax: (011) 24757614, 2485 6485



DOOR CIVIL OPENINGS

Sr NO	D NO	SIZE IN MM	SILL LVL FROM BSL	LINTEL LVL FROM BSL
1.	FD1	1000x2450	--	2450
2.	FD1A	1000x2450	--	2450
3.	D1	1000x2450	--	2450
4.	D2	900x2450	--	2450
5.	D3	1000x2450	--	2450
6.	D4	750x2450	--	2450
7.	D5	2000x2450	--	2450
8.	D6	1000x2450	--	2450
9.	TD1	750x2450	--	2450

WINDOW CIVIL OPENINGS

Sr NO	D NO	SIZE IN MM	SILL LVL FROM BSL	LINTEL LVL FROM BSL
1.	W1	2100x2300	150	2450
2.	W2	1900x2300	150	2450
3.	W3	1500x1500	950	2450
4.	W4	800x1500	950	2450
5.	W5	800x1500	950	2450
6.	W6	1600x1500	950	2450
7.	W7	1600x1500	950	2450
8.	W8	1200x1500	950	2450
9.	W9	900x1500	950	2450
10.	W10	1640x1500	950	2450
11.	V	600x750	1700	2450
12.	SW1	1250x1200	950	2150
13.	SW2	1000x1200	950	2150

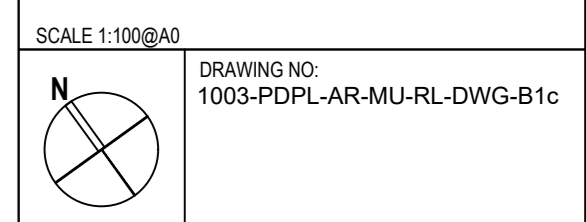
SIGNATURE OF APPLICANT:

SIGNATURE OF ARCHITECT:

Drawn by:
Avinash M
Project no:
1003

Reviewed by:
Sanjiv A
Revision no:
A
Date:
02/20/2020

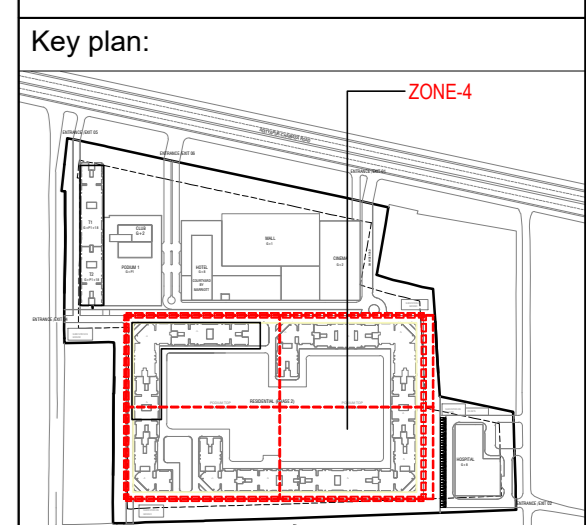
DRAWING TITLE:
PHASE-II
RESIDENTIAL
BASEMENT FLOOR PLAN-ZONE-3
SCALE: 1:100(AS)



PROJECT:
 PROPOSED "CITY CENTER" AT
 ADITYAPUR, HARKHAND, OVER PLOT
 NO S- A-1, A-2-A-3, A-4, A-5, B-1, B-2,
 B-3, B-4, B-5, C-2(P), C-3, C-4, C-5, C-6,
 C-7, C-8, C-9, NS-1, NS-3(P), NS-9,
 NS-10, NS-11, NS-12, NS-13, NS-14,
 NS-15(P), NS-61, NS-62(P), NS-63,
 NS-64(P), VILLAGE - SASANGI,
 THANA No-126, THANA - SARAIKELLA,
 DIST - SARAIKELLA, KHARSWAN.

Architect:
FRACTICE
 PRACTICE DESIGN PVT. LTD. | Technopolis | Sector 51
 Sakshik City | Mohali 160051
 TEL: +91 33 4006 3131

Structural Consultant:
 S.P.A. Consultants
 34, Ramnagar, Outer Road,
 Mohali 160050
 Ph & Fax: (033) 24757614, 2485 64859

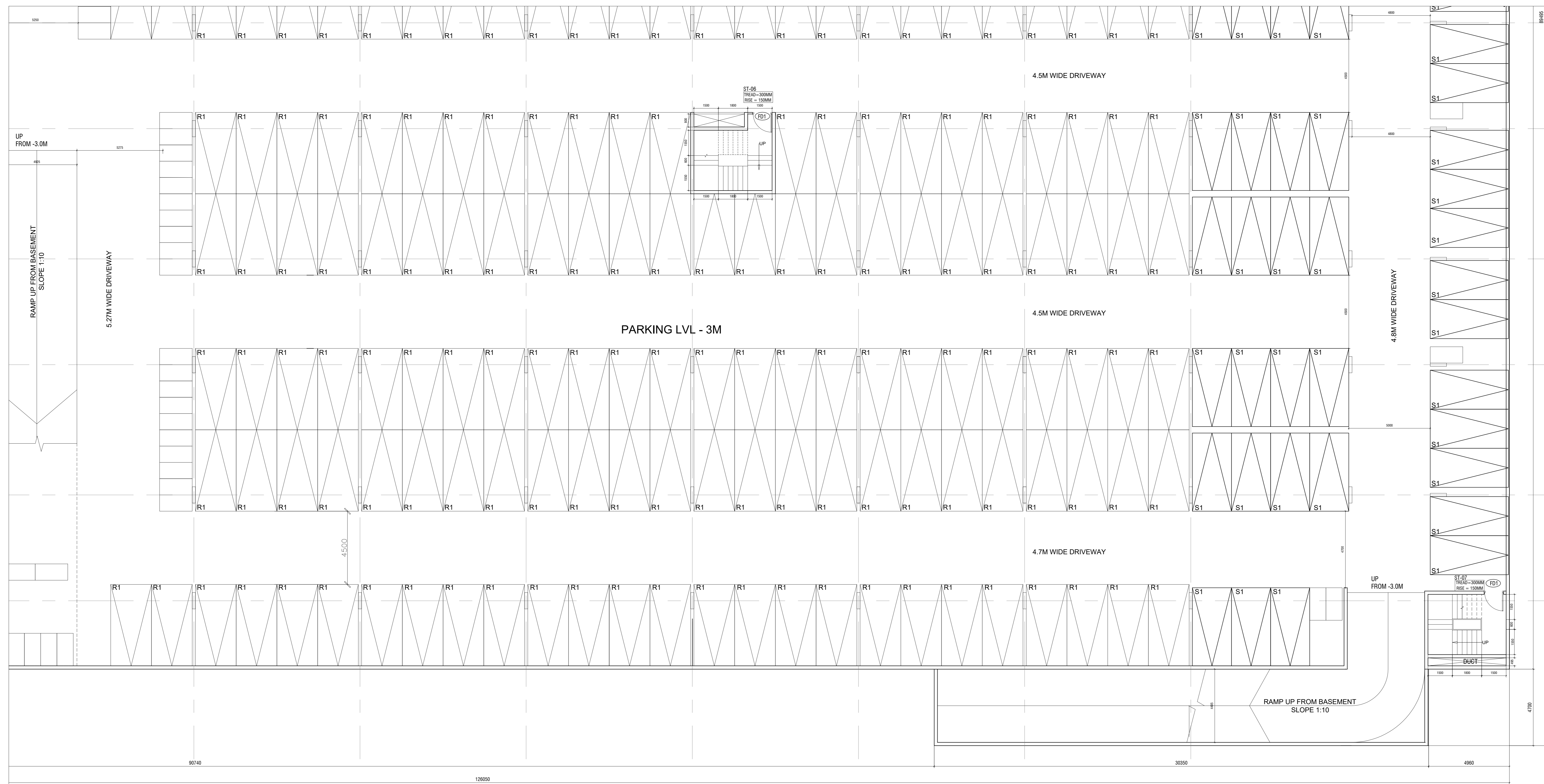


DOOR CIVIL OPENINGS

Sr NO	D NO	SIZE IN MM	SILL LVL FROM BSL	LINTEL LVL FROM BSL
1.	FD1	1000x2450	--	2450
2.	FD1A	1000x2450	--	2450
3.	D1	1000x2450	--	2450
4.	D2	900x2450	--	2450
5.	D3	1000x2450	--	2450
6.	D4	700x2450	--	2450
7.	D5	2000x2450	--	2450
8.	D6	1200x2450	--	2450
9.	TD1	750x2450	--	2450

WINDOW CIVIL OPENINGS

Sr NO	D NO	SIZE IN MM	SILL LVL FROM BSL	LINTEL LVL FROM BSL
1.	W1	2100x2300	150	2450
2.	W2	1900x2300	150	2450
3.	W3	1500x1500	950	2450
4.	W4	800x1500	950	2450
5.	W5	800x1500	950	2450
6.	W6	1600x1500	950	2450
7.	W7	1600x1500	950	2450
8.	W8	1200x1500	950	2450
9.	W9	900x1500	950	2450
10.	W10	1640x1500	950	2450
11.	V	800x750	1700	2450
12.	SW1	1250x1200	950	2150
13.	SW2	1000x1200	950	2150



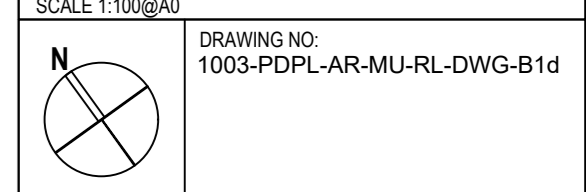
BASEMENT FLOOR PLAN-ZONE 4
 SCALE: 1/50

SIGNATURE OF APPLICANT:

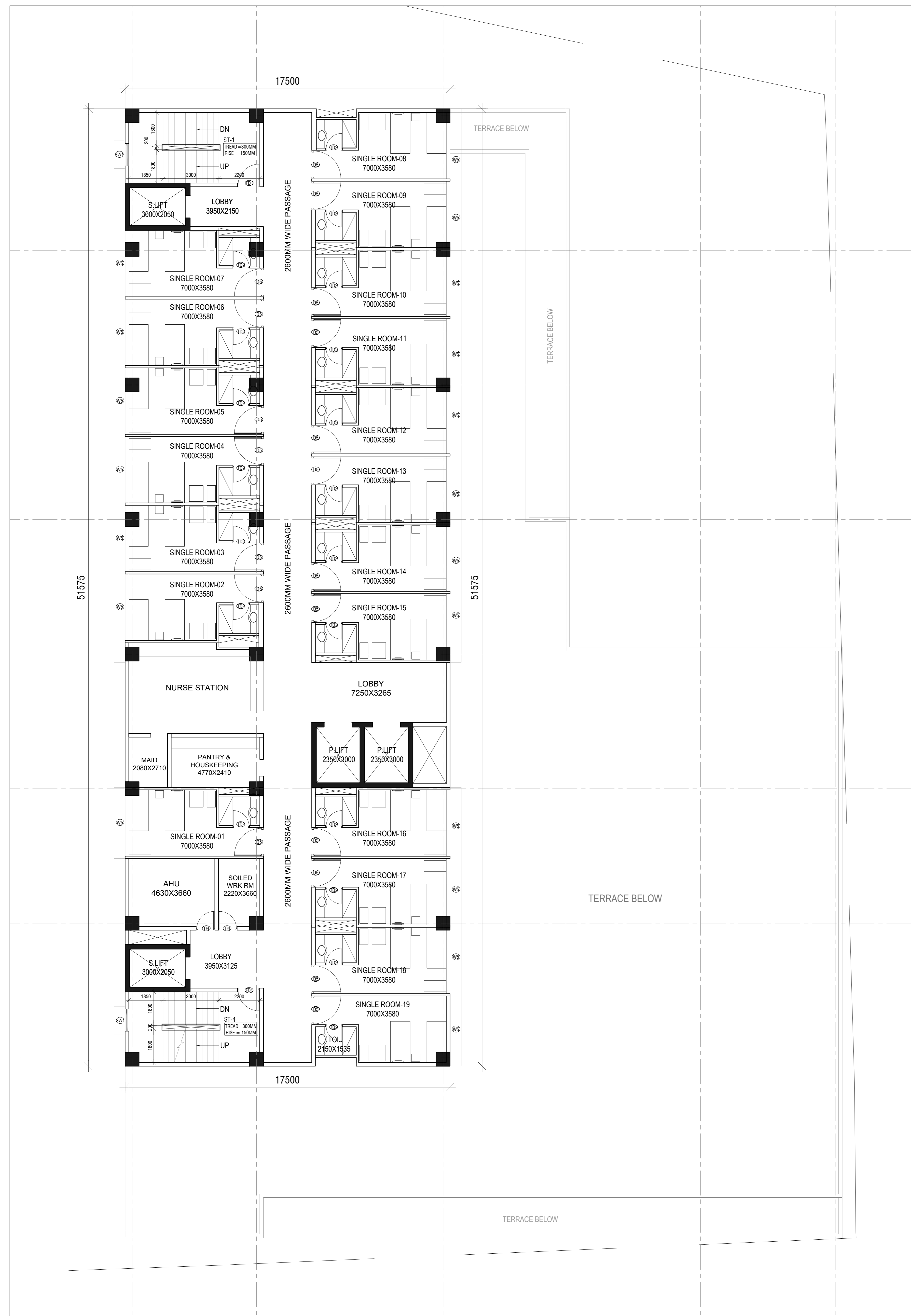
SIGNATURE OF ARCHITECT:

Drawn by: Avinash M
 Project no: 1003
 Reviewed by: Sanjiv A
 Revision no: A
 Date: 02/20/2020

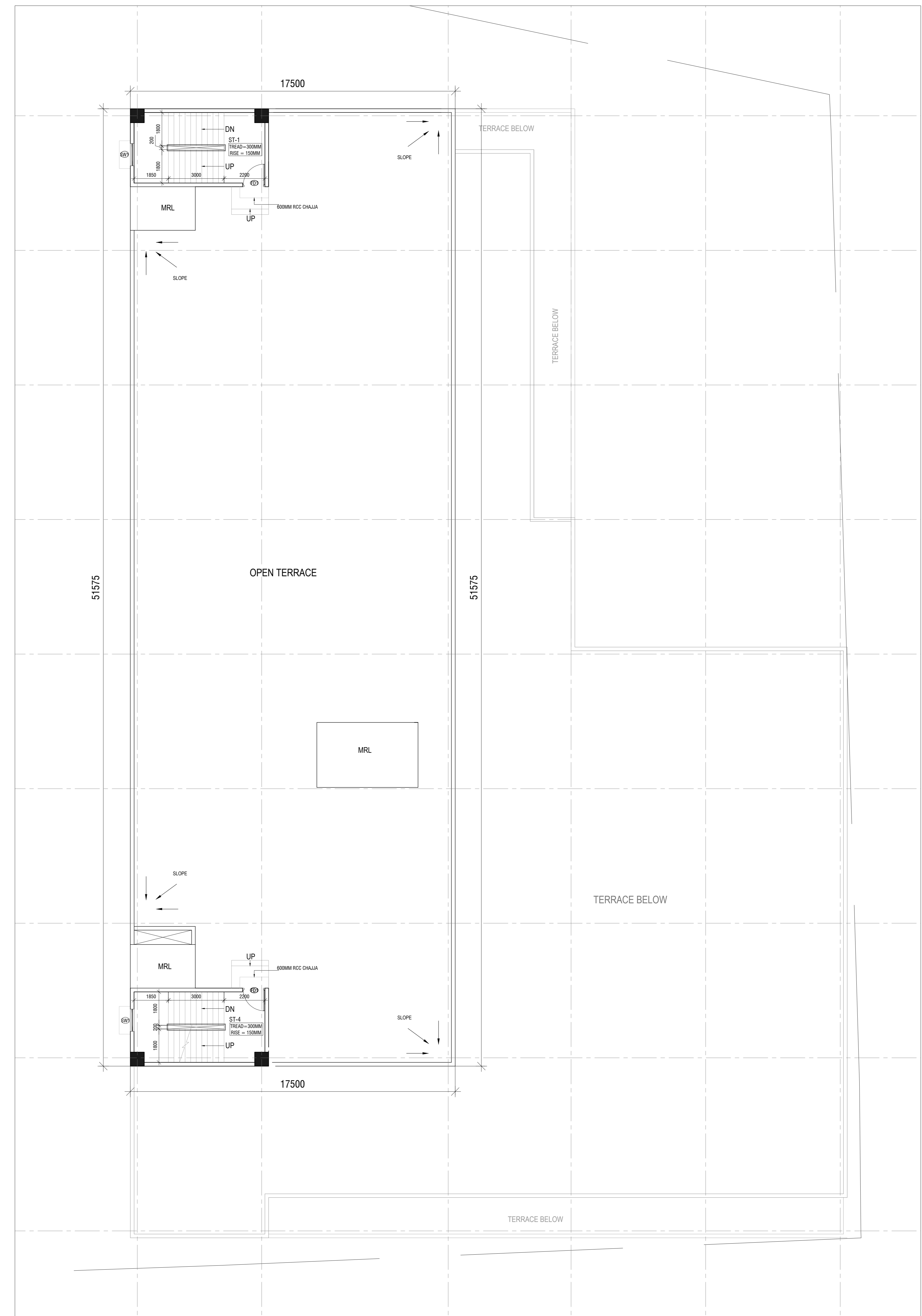
DRAWING TITLE:
 PHASE-II
 RESIDENTIAL
 BASEMENT FLOOR PLAN-ZONE-4
 SCALE: 1/50(AS)



DRAWING NO: 1003-PDPL-AR-MU-RL-DWG-B1d



HOSPITAL-TYPICAL 3RD, 4TH, 5TH AND 6TH FLOOR PLAN
SCALE: 1/50

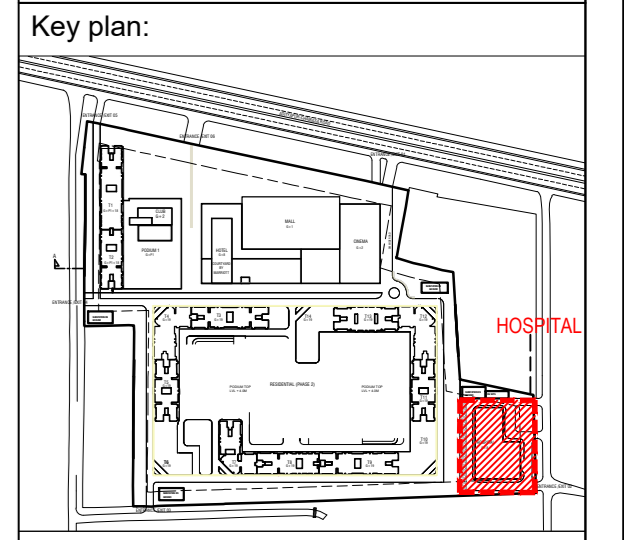


HOSPITAL-ROOF FLOOR PLAN
SCALE: 1/50

Forum Infrastructure Pvt. Ltd.
 PROJECT: PROPOSED "CITY CENTER" AT ADITYAPUR, JHARKHAND OVER PLOT NO S- A-1, A-2-A-3, A-4, A-5, B-1, B-2, B-3, B-4, B-5, C-2(P), C-3, C-4, C-5, C-6, C-7, C-8, C-9, NS-1, NS-3(P), NS-9, NS-10, NS-11, NS-12, NS-13, NS-14, NS-15(P), NS-61, NS-62(P), NS-63, NS-64(P), VILLAGE - ASANKI, THANA No-126, THANA - SARAIKELLA, DIST -SARAIKELLA, KHARSAWAN.

PRACTICE
 Practice Design Pvt. Ltd | Technopoli Sector 5 I Sarika City | Kolkata 700091
 TEL: +91 33 4006 3131

S.P.A. Consultants
 34, Ramnagar Dutt Road, Kolkata 700 025.
 Ph & Fax: (033) 24757614, 2485 6448/9



DOOR CIVIL OPENINGS

S.NO	D.NO	SIZE IN MM	SILL LVL FROM BSL	LINTEL LVL FROM BSL
1.	D1	1200X2450	--	2450
2.	D1	2000X2450	--	2450
3.	D2	1000X2450	--	2450
4.	D3	1200X2450	--	2450
5.	D4	1000X2450	--	2450
6.	D5	1400X2450	--	2450
7.	D6	1800X2450	--	2450
8.	D7	1200X2450	--	2450
9.	D8	900X2450	--	2450

WINDOW CIVIL OPENINGS

S.NO	D.NO	SIZE IN MM	SILL LVL	LINTEL LVL
1.	W1	1500X1500	950	2450
2.	W2	1200X1500	950	2450
3.	W3	1000X1500	950	2450
4.	W4	1500X1400	1050	2450
5.	W5	3500X2150	300	2450
6.	W1	600X750	1700	2450
7.	SW1	1200X1200	950	2150

SIGNATURE OF APPLICANT:

SIGNATURE OF ARCHITECT:

Drawn by: Avinash M
 Project no: 1003
 Reviewed by: Sanjiv A
 Revision no: A
 Date: 02/20/2020

DRAWING TITLE:
HOSPITAL
 TYPICAL 3RD, 4TH, 5TH AND 6TH FLOOR AND TERRACE PLAN
 SCALE: 1/50(50)
 DRAWING NO:
 1003-PDPL-AR-MU-HL-DWG-1002