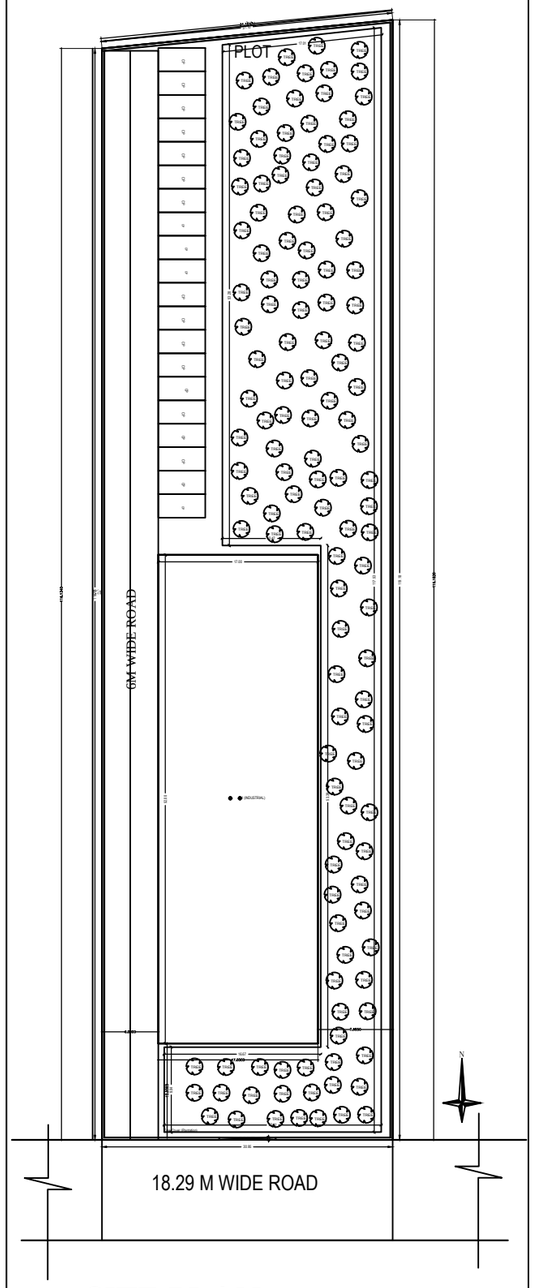

SITE PLAN

ELEVATION E1

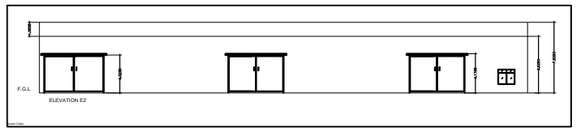

ELEVATION E2

SECTION YY



SECTION XX

SECTION

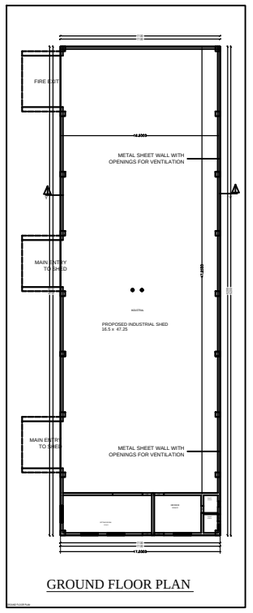

GROUND FLOOR PLAN

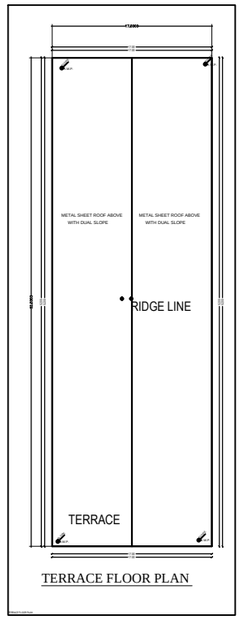

TERRACE FLOOR PLAN

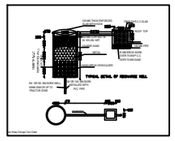

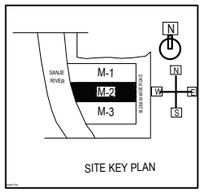

SITE KEY PLAN

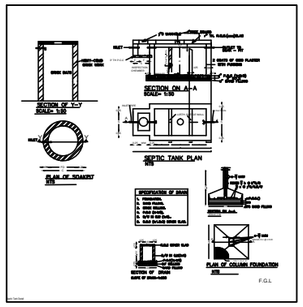

Building A (INDUSTRIAL)

Description	Dwelling Units (Nos)	Permissible FSI Area (Sq.m.)	Total FSI Area (Sq.m.)
Residential	-	-	-
Commercial	-	-	-
Industrial	-	1000.00	1000.00
Building Use Premises Area	-	-	1000.00
Total Area			1000.00

SCHEDULE OF JOINERY

Name	Quantity	Length	Height	Sill Height
Main Entry To Shed	2	1.50 m	2.10 m	0.00 m
Fire Exit	1	1.00 m	2.10 m	0.00 m

SCHEDULE OF JOINERY

Name	Quantity	Length	Height	Sill Height
Ventilation Opening	20	0.60 m	0.60 m	1.50 m

Artificial Table for Building A (INDUSTRIAL)

Description	Area	Height	Volume	Weight	Density	Quantity
Artificial Table	1000.00 Sq.m.	0.05 m	50.00 Cu.m.	2400.00 kg/Cu.m.	120000.00 kg	120.00 Nos

NOTES

NORTH

DRAWING REFERENCE

DRAWING REVISIONS

SHEET TITLE

PROJECT NAME

CLIENT

DRAWING NUMBER

REV.

DATE

SCALE

DRAWN

CHECKED

TSL

MICS

CONTRACTOR