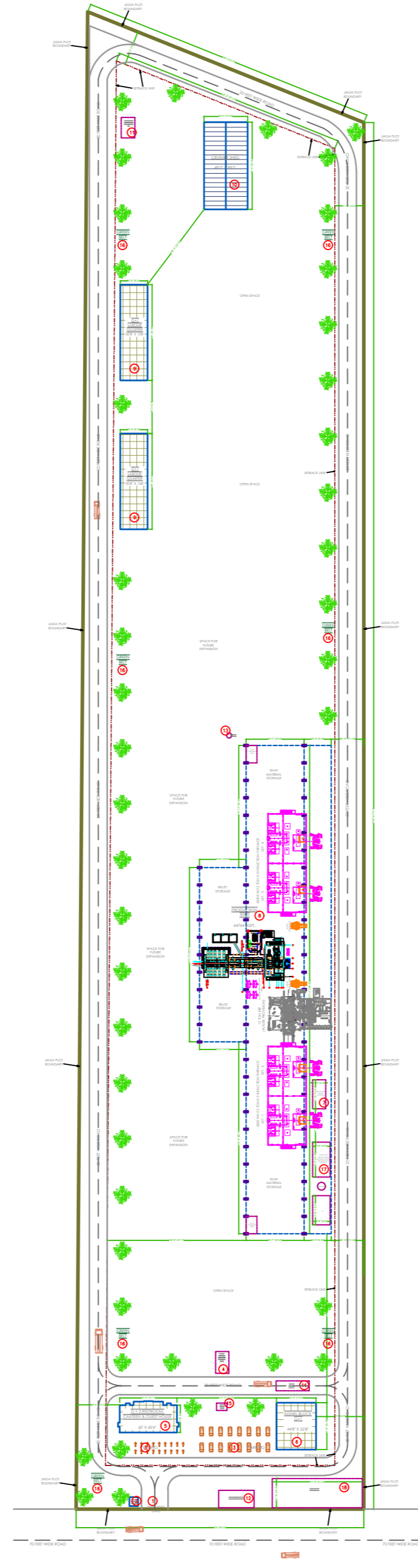
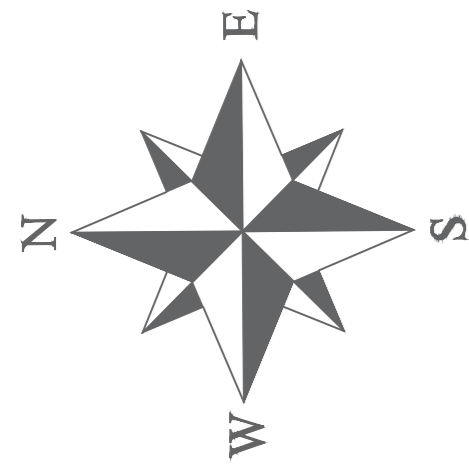


11.02.2022



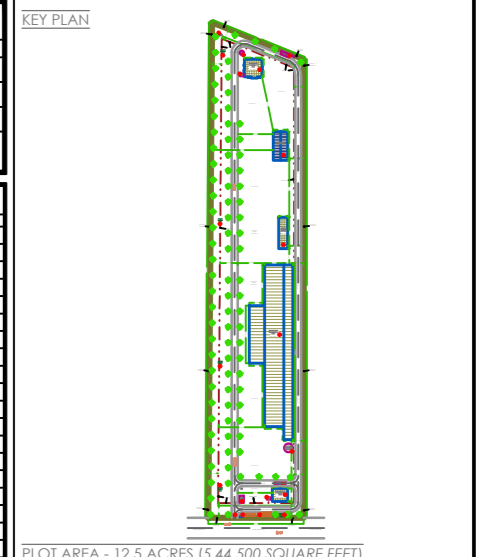
- GENERAL NOTES:**
- THIS DRAWING IS AN EXCLUSIVE PROPERTY OF THE ARCHITECT. USE OF THIS DRAWING FOR ANY PURPOSE WITHOUT CONSENT IS STRICTLY PROHIBITED.
  - ARCHITECT SHALL NOT BE RESPONSIBLE OR LIABLE FOR ANY DEVIATION IN ANY RESPECT INCLUDING CHANGE IN DESIGN, VISUAL INTENT, SPECIFICATION OR CONSTRUCTION METHODOLOGY ETC. MADE WITHOUT SPECIFIC WRITTEN APPROVAL FROM THE ARCHITECT.
  - DO NOT SCALE THE DRAWING, READ ONLY.
  - ALL DIMENSIONS ARE IN FEET-INCHES [METERS] AND LEVELS & COORDINATES ARE IN FEET-INCHES UNLESS SPECIFIED OTHERWISE.
  - ENSURE COMPLIANCE WITH ALL LOCAL BYE-LAWS, FIRE CODES AS WELL AS NATIONAL BUILDING CODE.
  - ALL CHAJJA SHALL HAVE DRIP MOULD & GROOVES UNDERNEATH ALL ALONG THE PERIPHERIES.
  - 50MM DAMP PROOF COURSE (1:2:4) TO BE PROVIDED AT PLINTH LEVEL.
  - 900MM PLINTH PROTECTION TO BE PROVIDED AROUND THE PERIPHERY OF BUILDING.
  - CONTRACTOR MUST CHECK DIMENSIONS AT SITE AND IN CASE OF ANY DISCREPANCIES, INFORM THE ARCHITECT IMMEDIATELY.
  - THE CONTRACTOR SHALL CHECK THE ACTUAL OPENING SIZES AT SITE AND THE NUMBERS OF DOOR & WINDOW ETC. IN THE DRAWING BEFORE FABRICATING/PROCURING THE SAME.
  - HANDRAIL SHALL BE STAINLESS STEEL SS304 GRADE (UNO).
  - ANTI-TERMITE TREATMENT SHALL BE PROVIDED UNDER FLOOR AND JUNCTION OF WALLS AND FLOOR.
  - PLATFORM IN KITCHEN & CANTINEEN SHALL BE OF 600MM WIDE AND 900MM ABOVE FINISHED FLOOR LEVEL. PLATFORM SHALL BE OF 18-20MM POLISHED GRANITE.
  - WATER PROOFING SHALL BE LAID AS PER SPECIFICATION.
  - FOR WORKERS TOILET, HEIGHT OF 5 INCHES(125MM) THICK BRICK PARTITION WALL(WC) SHALL BE 2400MM ABOVE FINISHED FLOOR LEVEL.
  - PLEASE REFER TO STRUCTURAL DRAWING FOR STRUCTURAL DIMENSIONS & DETAILS.
  - ALUMINUM PARTITION SHALL BE OF POWDER COATED ALUMINUM WITH FROSTING FILM GLASS - PATTERN AS APPROVED BY THE CLIENT.
- SEPTIC TANK CALCULATION:**
- TOTAL NO. OF PERSON = ...  
 TAKING 10% EXTRA = ..... + ..... = .....  
 STORAGE CAPACITY = 0.085/PERSON = .....
- FOR GAS, 300MM ADDITIONAL FREE BOARD TO BE LEFT
- SIZE OF THE TANK** = .....M X .....M X .....M = ..... CU.M.

**AREA STATEMENT**

SCOPE	AREA (SQFT)	AREA (SQM)
GROUND	.....	.....
FIRST	.....	.....
TOTAL	.....	.....
FAR = .....	/544500 SQFT = .....	

**LEGEND**

1	DRIVEWAY GATE
2	WARD ROOM
3	PARKING
4	INDUSTRIAL FREE ZONE
5	1ST FLOOR RESTROOM, CANTINEEN & GUEST HOUSE
6	2ND FLOOR RESTROOM
7	WORK PRODUCTION SHED
8	LABOUR QUARTER
9	CLOSER SHED
10	CONCRETE WALLING SITE
11	TRUCK WASHING STATION
12	TRUCK WASHING STATION
13	ROAD
14	WATER BRIDGE
15	INDUSTRIAL SEPTIC TANK (CONCRETE)
16	GREEN BELT
17	CONTROLLER CONTROL SYSTEM
18	USE SHED



**STRUCTURAL STABILITY CERTIFICATE**

THIS IS TO CERTIFY THAT SEISMIC LOADS HAVE BEEN TAKEN UNDER CONSIDERATION WHILE DESIGNING THE STRUCTURE OF THE BUILDING.

THE DESIGN HAS BEEN DONE AS PER: IS 1893 / 1994 & IS 4326 / 1993.

**SCALE : NOT TO SCALE**

REV. NO.	DATE	REVISIONS	BY	CHECK	APPROVED
1					
2					
3					

DRAWING NO. : DSPLB/CD/DRD-0001 SHEET - 1 OF 1

DRAWING TITLE :

**CONCEPTUAL DRAWING | SITE LAYOUT PLAN**

PROJECT :

**PROPOSED INDUSTRIAL BUILDING FOR M/S DIVINE STEEL PVT LTD AT PLOT NO. 13A, BARHI INDUSTRIAL AREA, HAZARIBAGH,**

ARCHITECT'S SIGNATURE: *Nikhil Jain*  
 AR. NIKHIL JAIN  
 JADWARA 00012018  
 JHARKHAND REGISTERED LPA

OWNER'S SIGNATURE: \_\_\_\_\_  
 MR. RADHE SHYAM GOEL JI

**SITE LAYOUT PLAN**

**BOTHRA DEVELOPERS & PLANNERS**

- Architecture
- Interior Designing
- Project Management
- Developers
- Builders

Office: B-10, Main Road, Hazaribagh, Jharkhand  
 Mob: +91-9087667001/7504201501; e-mail: bthra@bthra.com

**M/S DIVINE STEEL PVT LTD**