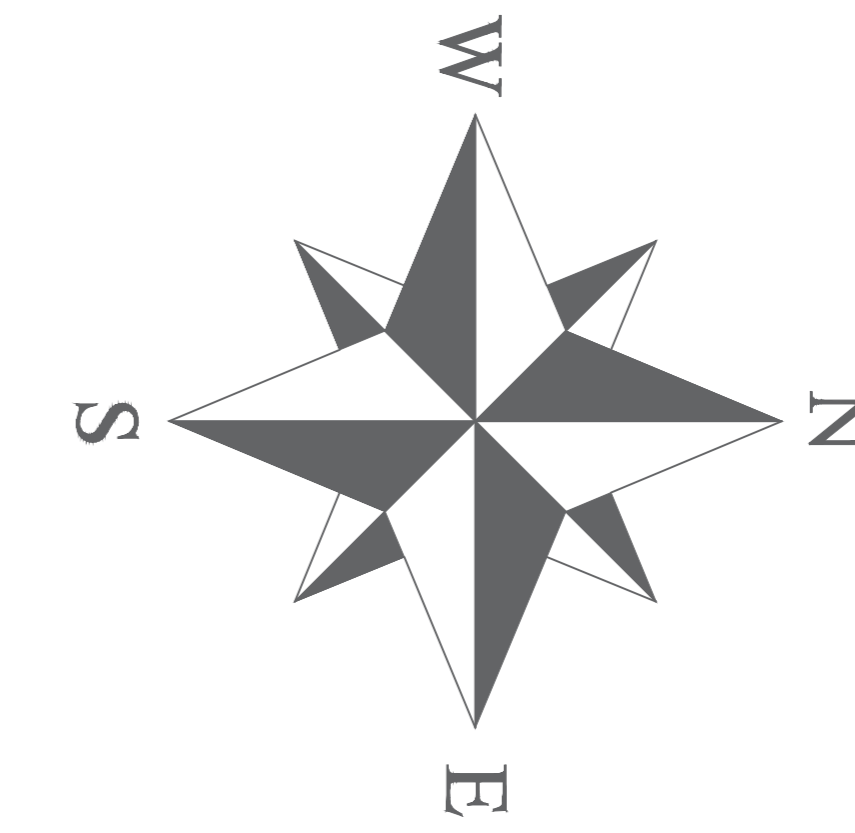
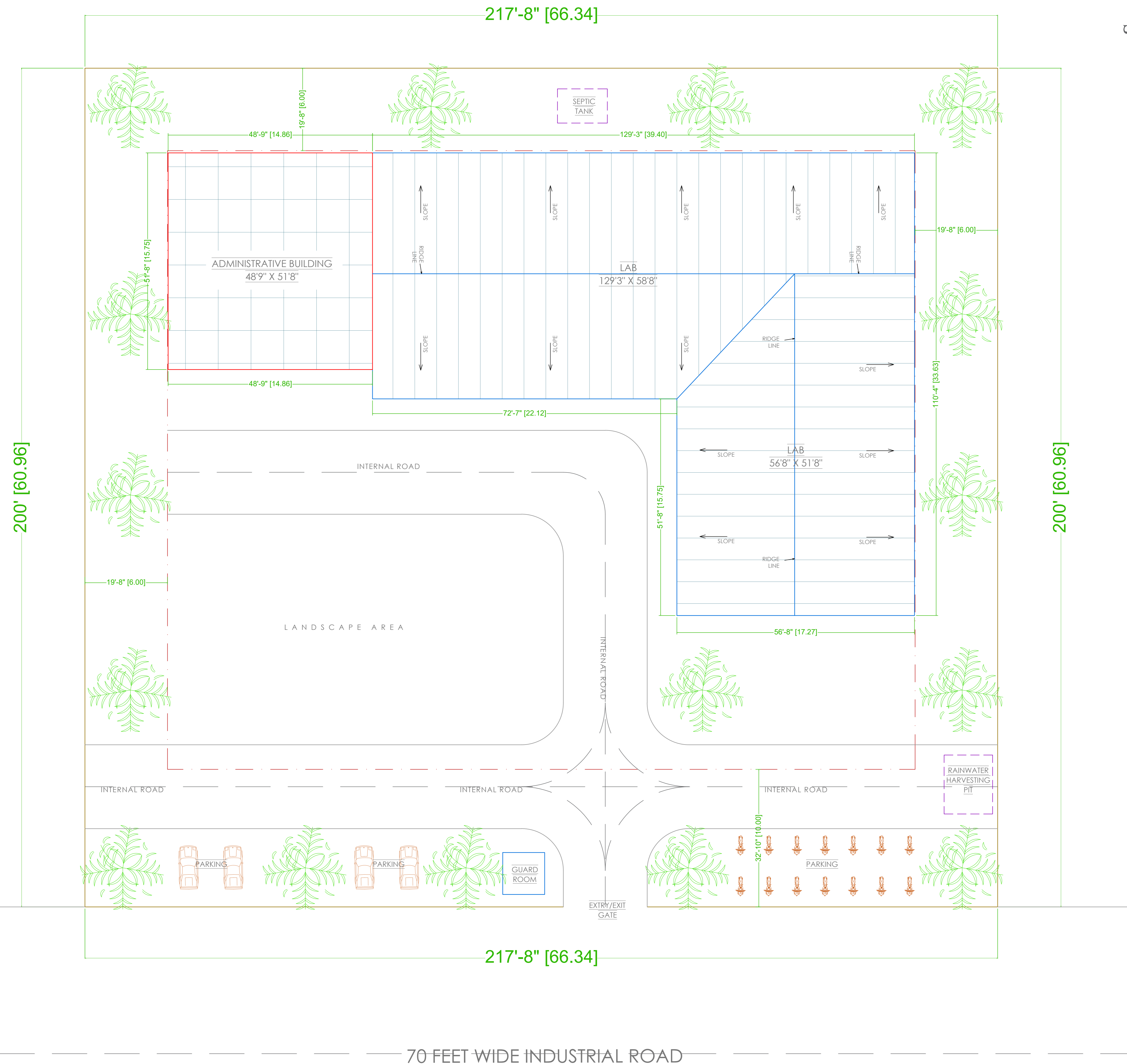


SITE LAYOUT PLAN



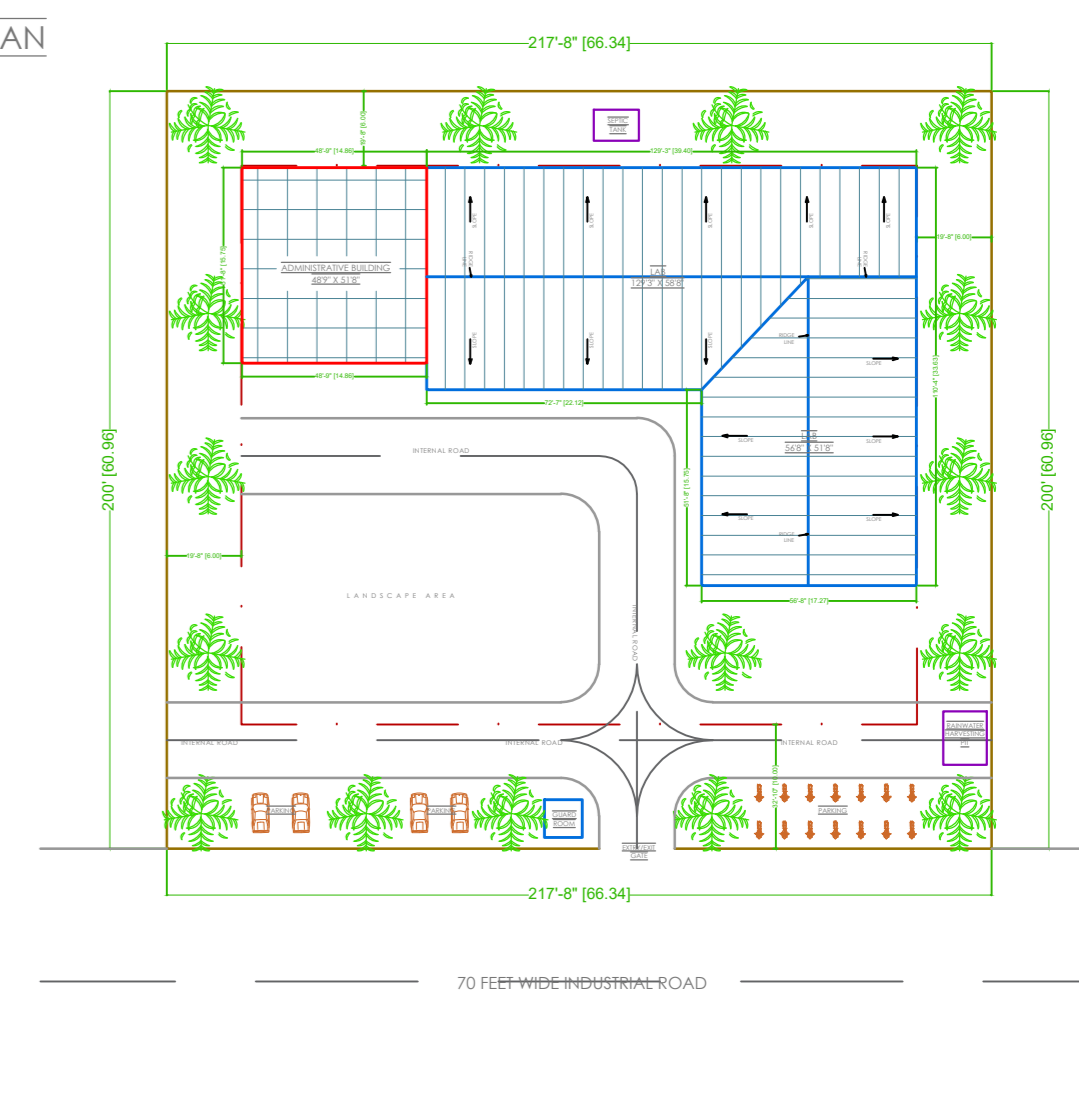
GENERAL NOTES:

- THIS DRAWING IS AN EXCLUSIVE PROPERTY OF THE ARCHITECT. USE OF THIS DRAWING FOR ANY PURPOSE WITHOUT CONSENT IS STRICTLY PROHIBITED.
- ARCHITECT SHALL NOT BE RESPONSIBLE OR LIABLE FOR ANY DEVIATION IN ANY RESPECT INCLUDING CHANGE IN DESIGN, VISUAL INTENT, SPECIFICATION OR CONSTRUCTION METHODOLOGY ETC. MADE WITHOUT SPECIFIC WRITTEN APPROVAL FROM THE ARCHITECT.
- DO NOT SCALE THE DRAWING, READ ONLY.
- ALL DIMENSIONS ARE IN FEET-INCHES [METERS] AND LEVELS & COORDINATES ARE IN FEET-INCHES UNLESS SPECIFIED OTHERWISE.
- ENSURE COMPLIANCE WITH ALL LOCAL BYE-LAWS, FIRE CODES AS WELL AS NATIONAL BUILDING CODE.
- ALL CHAJJA SHALL HAVE DRIP MOULD & GROOVES UNDERNEATH ALL ALONG THE PERIPHERIES.
- 50MM DAMP PROOF COURSE (1:2:4) TO BE PROVIDED AT PLINTH LEVEL.
- 900MM PLINTH PROTECTION TO BE PROVIDED AROUND THE PERIPHERY OF BUILDING.
- CONTRACTOR MUST CHECK DIMENSIONS AT SITE AND IN CASE OF ANY DISCREPANCIES, INFORM THE ARCHITECT IMMEDIATELY.
- THE CONTRACTOR SHALL CHECK THE ACTUAL OPENING SIZES AT SITE AND THE NUMBERS OF DOOR & WINDOW ETC. IN THE DRAWING BEFORE FABRICATING/PROCURING THE SAME.
- HANDRAIL SHALL BE STAINLESS STEEL SS304 GRADE (UNO).
- ANTI-TERMITE TREATMENT SHALL BE PROVIDED UNDER FLOOR AND JUNCTION OF WALLS AND FLOOR.
- PLATFORM IN KITCHEN & CANTEN SHALL BE OF 600MM WIDE AND 900MM ABOVE FINISHED FLOOR LEVEL. PLATFORM SHALL BE OF 18-20MM POLISHED GRANITE.
- WATER PROOFING SHALL BE LAID AS PER SPECIFICATION.
- FOR WORKERS TOILET, HEIGHT OF 5 INCHES (125MM) THICK BRICK PARTITION WALL (WC) SHALL BE 2400MM ABOVE FINISHED FLOOR LEVEL.
- PLEASE REFER TO STRUCTURAL DRAWING FOR STRUCTURAL DIMENSIONS & DETAILS.
- ALUMINUM PARTITION SHALL BE OF POWDER COATED ALUMINUM WITH FROSTING FILM GLASS - PATTERN AS APPROVED BY THE CLIENT.

SEPTIC TANK CALCULATION:

TOTAL NO. OF PERSON = ...
 TAKING 10% EXTRA = + =
 STORAGE CAPACITY = 0.085/PERSON =
 FOR GAS, 300MM ADDITIONAL FREE BOARD TO BE LEFT
SIZE OF THE TANK =M XM XM = CU.M.

KEY PLAN



PLOT AREA - 1 ACRES [43,560 SQUARE FEET]

STRUCTURAL STABILITY CERTIFICATE

THIS IS TO CERTIFY THAT SEISMIC LOADS HAVE BEEN TAKEN UNDER CONSIDERATION WHILE DESIGNING THE STRUCTURE OF THE BUILDING.
 THE DESIGN HAS BEEN DONE AS PER: IS 1893 / 1994 & IS 4326 / 1993.

SCALE : NOT TO SCALE

REV NO.	DATE	REVISIONS	BY	CHECK	APPROVED
1					
2					
3					

DRAWING NO. : SVSB/CD/DRD-0001

SHEET - 1 OF 5

DRAWING TITLE :

SITE LAYOUT PLAN

PROJECT :

PROPOSED INDUSTRIAL TRAINING INSTITUTE FOR M/S SARASWATI VIKAS SAMITI AT PLOT NO. 24, BARHI INDUSTRIAL AREA, HAZARIBAGH, JHARKHAND

ARCHITECT'S SIGNATURE

AR. NIKHIL JAIN
 JHARKHAND REGISTERED LPA

OWNER'S SIGNATURE

MR. RAMAKANT MISHRA, JI

BOTHA DEVELOPERS & PLANNERS
 Architects
 Master Planning
 Interior Designing
 Project Management
 Developers
 Builders
 Bhatra Bhawan, Moh. Road, Hno. Ranchi-834002, Jharkhand
 tel: (+91-9087667001/7004201501), e-mail: bdranchi@gmail.com

SARASWATI VIKAS SAMITI