PRODUCED BY AN AUTODESK EDUCATIONAL PRODUCT

Project Title :PROPOSED G+1 STORIED R.C.C. RESIDENTIAL BUILDING FOR SMT RUKMINI DEVI

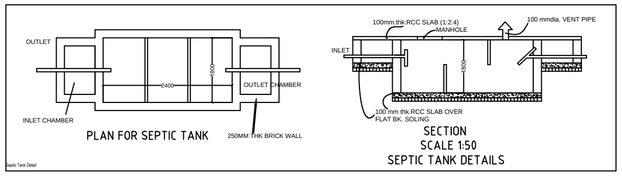

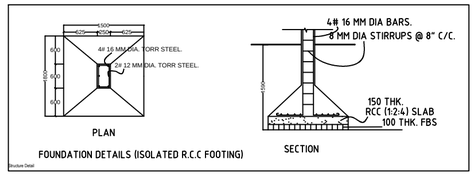



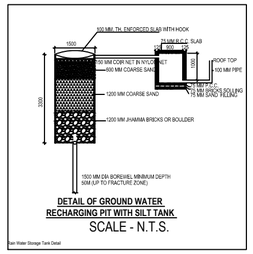

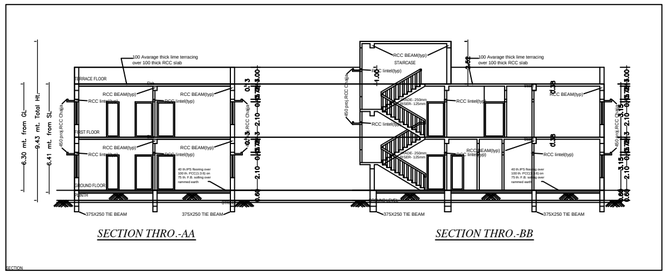

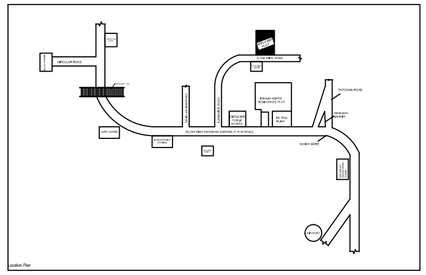

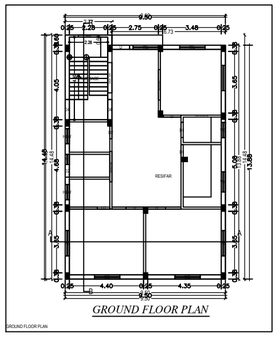

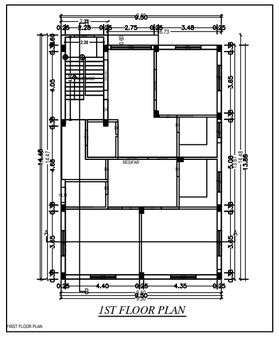

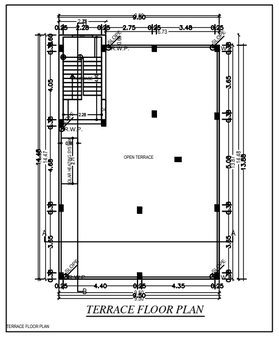

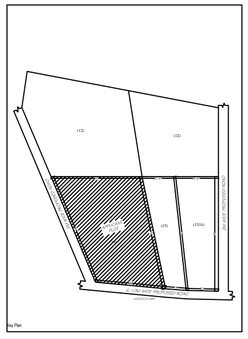

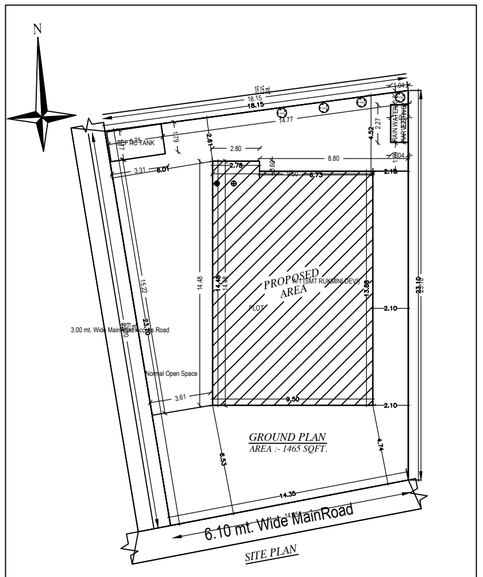

This is certify that the structure design is in accordance with the latest I-5 code(I-5 875,I-5456-2002, I-5 1893-2000) for design
& loading conditions (Seesmic/wind/dead/live) and other all parameters are taken in account for safetyof the structure.

Certificate

BRIEF SPACEFICATION

1. BRICK WORK IN FOUNDATION & SUPERSTRUCTURE.
2. FIRST CLASS BRICK WORK IN CEMENT MORTAR (1:6)
3. D.P.C.--" D.P.C. IN CEMENT CONCRETE (1:2:4).
4 .FLOOR---------- (a) 1" I.P.S.
(b) MOSAIC FLOORING.
5. ROOF---------- 5 ½" THK. R.C.C. ROOF (1:1.5:3)
6. LINTEL BAND AT 3' LVL.-- 6"THK. R.C.C. LINTEL (1:1.5:3)
7. STAIRS
RISE-- 6", TREAD-- 10"
8. DOORS D-3'3"X7'0", D1-3'0"X7'0", D2-2'6"X7'0"
9. WINDOWS---------W-5'0"X4'0", W1-4'0"X4'0", W2-2'6"X4'0"
10. VENTS----------2'0"X2'0"
11. SAL WOOD FRAME & PAISAL WOOD SHUTTERS SHALL BE USED FOR DOOR .
12. ALMUNIUM GLAZED WINDOW AND VENTILATORS WITH GUARD BARS SHALL BE USED.
13. I.P.S. FLOOR SHALL BE USED OVER R.C.C. SLAB/P.C.C.
14. ALL MASONARY SURFACES SHALL BE PLASTERED WITH CEMENT MORTAR 1:6 R.C.C.WITH CEMENT MORTAR 1:4 IN ROOF
15. ALL STEEL AND WOOD WORK SHALL BE PAINTED WITH SYNTHETIC PANT .
16. ALL SANITARY AND ELECTRICAL FITTINGS SHALL BE OF STANDERD AND COMMERRCIAL QUALITY .

SCHEDULE OF DOORS AND WINDOWS

	Type	Width	Height	Lintel	Description
	D	1050	2100	2100	shutter
	D1	975	2100	2100	double shutter panel door
	D2	900	2100	2100	single shutter panel door
	D3	750	2100	2100	single shutter panel door
	D4	1800	2100	2100	Fully glazed door
	D5	1200	2100	2100	double shutter panel door
	W	1200	1200	2100	4 leaf glazed shutter
	V	600	600	2100	ventilation

CLIENT

PROPOSED RESIDENTIAL BUILDING FOR SMT. RUKMINI W/O SRI SHIV CHARAN RAM, LAND UNDER MOUZA :- KARANIBAAD, NO:- 584, WARD NO - 27, J.B. NO:- 37. PART OF PLOT NO.- 194, SUB PLOT NO.- 14, WITHIN DEOGHAR NAGAR NIGAM, DISTT- DEOGHAR, JHARKHAND

DESIGNED & CHECKED BY	UJJAWAL KUMAR	sheet
DRAWN	NASSIR AHMAD	01

ISSUE ONLY FOR Submition .

ARCHITECT | CLIENT

AREA STATEMENT: DEOGHAR MUNICIPAL CORPORATION	VERSION NO. : 1.0.26	
	VERSION DATE: 16/10/2020	
PROJECT DETAIL:		
Award_No. : 27	Plot Use : Residential	
Region : JHARKHAND URBAN LOCAL BODIES	Plot SubUse : Bungalow Dwelling (Non Apartment	
District : DEOGHAR	Land Use Zone : Residential	
Application Type : General Proposal	Abutting Road Width : 6.10	
Project Type : Building Permission	Plot No. : 194	
Nature of Development : New	Revenue Survey No/Survey No : NA	
Location : Old Area		
	Khata No. : 37	
Ward No. : 27	North : -	
Road Either : 6.10M WIDE ROAD	South : -	
	East : -	
	West : -	
AREA DETAILS :		SQ.MT
AREA OF PLOT (Minimum)	(A)	377.75
Net Plot Area (Gross Plot area - Deduction from Gross Plot area - Deductions for Balance Plot Area (from Gross Plot Area)	(A-Deductions)	377.75
COP Area		121.27
TOAR		121.27
Balance Plot Area (Net Plot Area - Recreational/Amenity space)	(A-Deductions)	256.48
Plot Area for Coverage (Net Plot Area)	(A-Deductions)	377.75
Plot Area for FSI (Net Plot Area + Road/Widening Area)	(A-Deductions)	377.75
COVERAGE CHECK		
Proposed Coverage Area (35.34 %)		133.48
Total Coverage Area (35.34 %)		133.48
FAR CHECK		
Proposed Area Of FAR		266.96
Total Area of FAR		266.96
BUILT UP AREA CHECK		
Total Proposed BuiltUp Area		266.96
ARCH / ENGG / SUPERVISOR (Regd)	OWNER	
DEVELOPMENT AUTHORITY	LOCAL BODY	

COLOR INDEX

- PLOT BOUNDARY
- ABUTTING ROAD
- PROPOSED WORK (COVERAGE AREA)
- EXISTING (To be retained)
- EXISTING (To be demolished)

Color Index:
MARGIN DETAIL:

Building / Wing Name	Road Name	Front Margin	Rear Margin	Side1 Margin	Side2 Margin
A (1 UNIT RUKMINI DEVI)	6.10 wd. Wide MainRoad	4.74	2.61	3.63	2.10

FAR & Tenement Details (Table 4c-1)

Building	No. of Same Bldg	Total Built Up Area (Sq.mt.)	Proposed FAR Area (Sq.mt.) Rem.	Total FAR Area (Sq.mt.)	Tnmt (No.)
A (SMT RUKMINI DEVI)	1	266.96	266.96	266.96	01
Grand Total :	1	266.96	266.96	266.96	01

A (SMT RUKMINI DEVI)

Building :A (SMT RUKMINI DEVI)

Floor Name	Total Built Up Area (Sq.mt.)	Proposed FAR Area (Sq.mt.) Rem.	Total FAR Area (Sq.mt.)	Tnmt (No.)
Ground Floor...	133.48	133.48	133.48	01
First Floor...	133.48	133.48	133.48	00
Terrace Floor...	0.00	0.00	0.00	00
Total :	266.96	266.96	266.96	01
Total Number of Same Buildings :	1			
Total :	266.96	266.96	266.96	01

SCHEDULE OF JOINERY:

BUILDING NAME	NAME	LENGTH	HEIGHT	NOS
A (SMT RUKMINI DEVI)	D2	0.75	2.10	05
A (SMT RUKMINI DEVI)	D1	0.90	2.10	04
A (SMT RUKMINI DEVI)	D	1.05	2.10	07
A (SMT RUKMINI DEVI)	D4	1.20	2.10	05
Total :	-	-	-	21

SCHEDULE OF JOINERY:

BUILDING NAME	NAME	LENGTH	HEIGHT	NOS
A (SMT RUKMINI DEVI)	V	0.60	1.00	01
A (SMT RUKMINI DEVI)	HLW	0.90	0.60	03
A (SMT RUKMINI DEVI)	V1	0.90	1.00	01
A (SMT RUKMINI DEVI)	W3	0.90	1.20	01
A (SMT RUKMINI DEVI)	W4	1.20	1.35	06
A (SMT RUKMINI DEVI)	W5	1.50	1.35	12
A (SMT RUKMINI DEVI)	MECH VENT	1.80	1.00	07
A (SMT RUKMINI DEVI)	W8	2.40	1.35	01
Total :	-	-	-	32

UnitBUA Table for Building :A (SMT RUKMINI DEVI)

FLOOR	Name	UnitBUA Type	UnitBUA Area	Carpet Area	No. of Rooms	No. of Tenament
GROUND FLOOR PLAN	SELF FLAT,A,A1,A2	FLAT	221.21	219.73	9	1
Total :	-	-	221.21	219.73	19	1

PRODUCED BY AN AUTODESK EDUCATIONAL PRODUCT
PRODUCED BY AN AUTODESK EDUCATIONAL PRODUCT
PRODUCED BY AN AUTODESK EDUCATIONAL PRODUCT