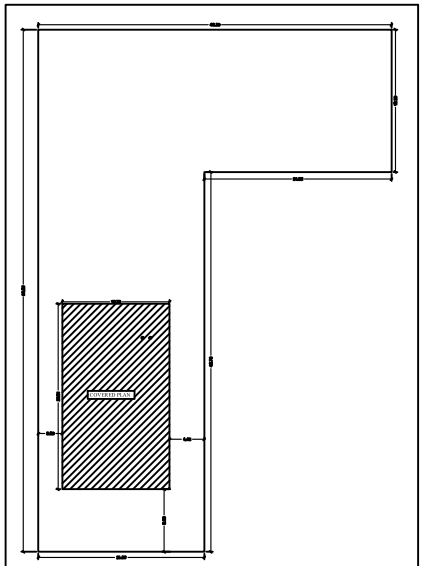

KEY PLAN

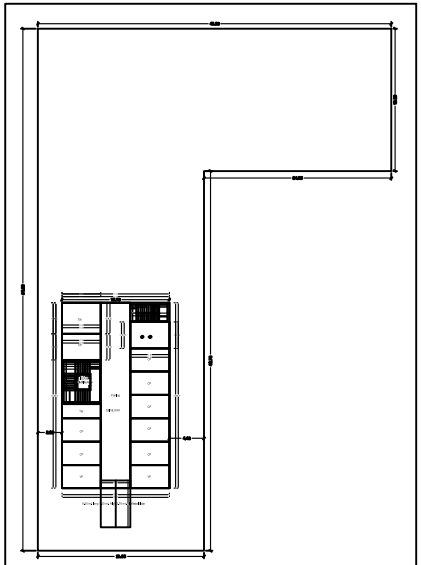

BASEMENT FLOOR PLAN

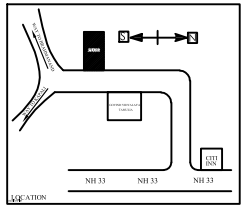

LOCATION

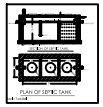

PLAN OF SEPTIC TANK

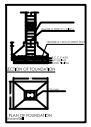

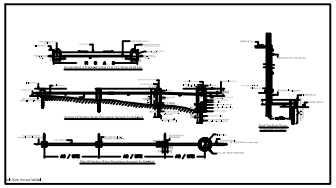

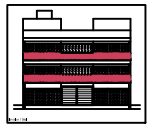

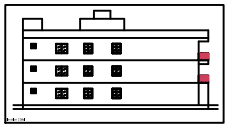

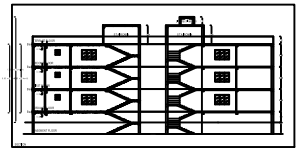

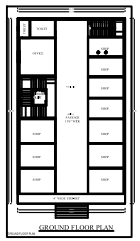

GROUND FLOOR PLAN

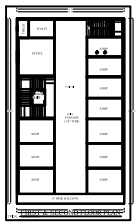

FIRST FLOOR PLAN



TERRACE PLAN

SPECIFICATION

SL.NO	NAME	DETAILS
	FOUNDATION	R.C.C COLUMN FOOTING/RAFT AS PER DESIGN
	SUPER STRUCTURE	FIRST CLASS B/W IN C.M (1:6) FOR 225mm & C.M (1:4) FOR 112.5 MM
	FLOORING	0.025 mt I.P.S FLOORING OVER 0.015m DRY REAMED KHOA OVER 0.07%m B/B SOLING OVER LOCAL SAND FILLING.
	LINTEL	150mm R.C.C LINTEL PROVIDED OVER DOOR & WINDOWS.
	ROOF	R.C.C ROOF SLAB WITH REQUIRED THICKNESS AS PER STRUCTURAL DESIGN
	TERRACE	PROVIDE 25mm MUD FLUSCA TREATMENT WITH BRICK ON EDGE SOLING OVER LOCAL SAND FILLING FINISHED WITH P.C.C OVER R.C.C TERRACE ROOF FOR HEAT INSULATION & WATER PROOFING.
	PLASTER	INNER & OUTER WALL PLASTERED IN C.M (1:6) & TWO COATS OF WHITE WASHOUT SIDE ONLY.

SCHEDULE OF DOOR & WINDOW

	WIDTH	HT.	SILL	DESCRIPTION
	1.05	2.1	0'	WOODEN FLUSH DOOR
	0.95	2.1	0'	WOODEN FLUSH DOOR
	0.75	2.1	0'	WOODEN FLUSH DOOR
	2.1	1.22	0.9	GLAZED WINDOW
	1.52	1.22	0.9	GLAZED WINDOW
	1.22	1.22	0.9	GLAZED WINDOW
	0.91	1.22	0.9	GLAZED WINDOW
	0.6	0.6	1.5	GLAZED VENTILATOR
	0.75	0.6	1.5	GLAZED VENTILATOR

PROPOSED RESIDENTIAL INDIVIDUAL BUILDING PLAN FOR
A/S SHIBOJIT HOMES

POWER OF ATTORNEY HOLDER	SIGNATURE
NAME - MR. NABH CHANDRA MISHRA S/O. SH. NAGENDRA MISHRA	

PLOT NO - 712
KHATA NO - 13
HALKA NO - 02
THANA - 333
MOUZA - TAMULIA
DIST - SARAIKELLA KHARSAWAN

NOTE-
ALL DIMENSIONS ARE IN MT.

PLANNER

TITLE -
GROUND FLOOR PLAN
FIRST FLOOR PLAN
SECTION & ELEVATION
LOCATION PLAN
SITE PLAN

SH.NO-1/1

J.E. MNAC

A.E. MNAC

SPECIAL OFFICER, MNAC