Project Title :SVR HEIGHTS.

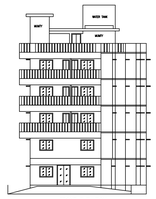

FRONT ELEVATION

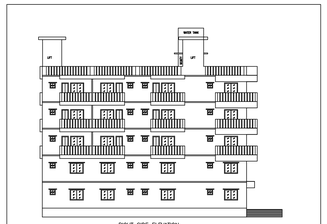

RIGHT SIDE ELEVATION

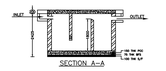

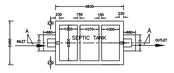

PLAN OF SEPTIC TANK

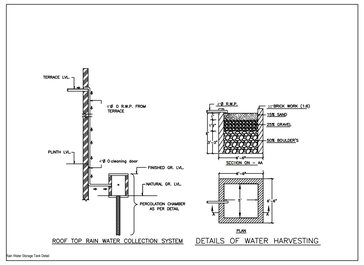

ROOF TOP RAIN WATER COLLECTION SYSTEM

DETAILS OF WATER HARVESTING

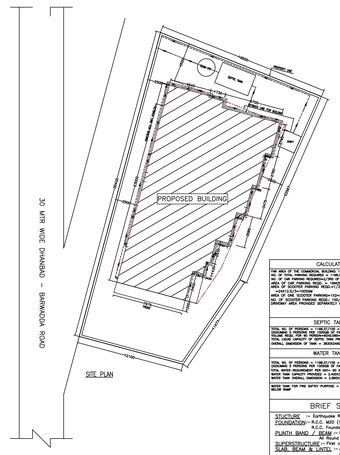

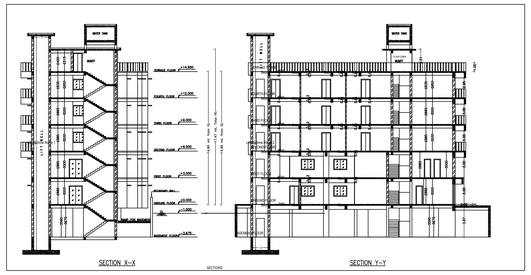

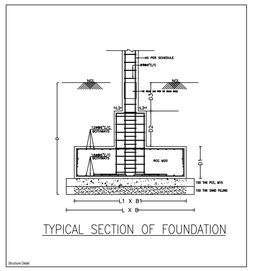

TYPICAL SECTION OF FOUNDATION

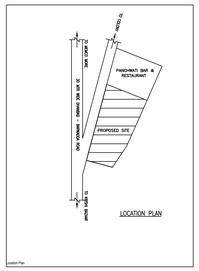

LOCATION PLAN

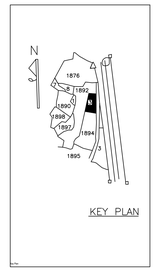

KEY PLAN

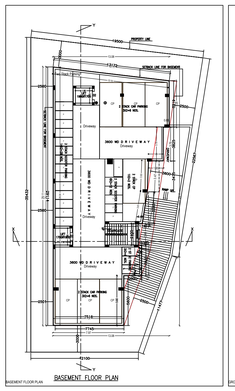

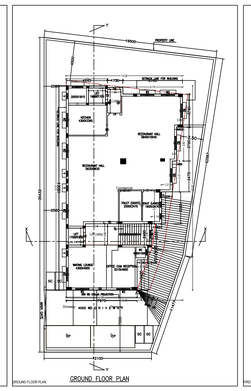

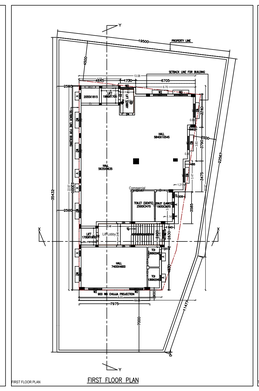

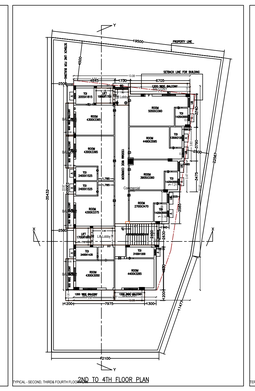

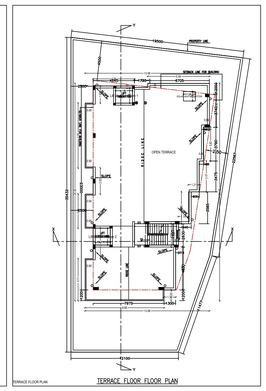

TERRACE FLOOR PLAN

NAME OF THE APPLICANT	SHIVKUMAR GOYAL
NATURE OF THE BUILDING	COMMERCIAL BUILDING
Plot area (sq.m.)	1198.37
Number of Plots	One (Single)
Zoning / Development Control Area	Residential Area
Road Type	30.48 Mtr. Wide
Proposed Use / Building Occupancy	Hotel / Residential
Number of Units / Building Occupancy	Hotel / Residential
Number of Blocks	One Block
Number of Floors	Ground + 4
Height of Building	14.00 Mtr.
Structure Type	R.C.C. Frame Structure
Seismic Zone	Zone - III
Wind Zone	Zone - II
Occupancy Type	Group C
Type of Construction	Type - 3
Fire Zone	Zone - II

AREA STATEMENT			
Total Plot Area			1198.37
Net Plot Area			1198.37
Deduction for Roads	30.48 Mtr. Wide Road		359.51
Deduction for Other Public Purpose			0.00
Net Area after Deduction for Roads and Other Public Purpose			838.86
FSI Allowed			2.25
Permissible Total Built Up Area	2.25 Multiplied by		1887.43
Proposed Total Built Up Area			1887.43
Permissible Ground Coverage	50%		419.43
Proposed Ground Coverage			283.51
Permissible Number of Units			18
Proposed Number of Units			18
Parking Space Required			18 Nos.
Parking Space Provided			18 Nos.
Open Space Required			125.79
Open Space Provided			555.35
Proposed Building Height			14.00
Proposed Building Area			1198.37
Proposed Building Area	1198.37		
Total Proposed Built Up Area	1887.43		
NAME OF THE ARCHITECT		SHIVA ROY	

COLOR INDEX

- EXISTING WORK
- ADDITION WORK
- PROPOSED WORK (COURSE AREA)
- DEMOLISHED WORK
- EXISTING TO be demolished

Color Index

PARKING CALCULATION

Parking	Nos.	Area (Sq.m.)
Car Parking	12	213.75
Two Wheeler	6	37.50
Total Parking Area		251.25
Max Height		14.00
Max Depth		3.00
Number of Floors		4.67

Number of Floors

Building / Wing Name	Basement Floor	Ground Floor	First Floor	Second Floor	Third Floor	Fourth Floor
BLOCK A	306.61 Sq.m.	246.04	251.54	283.51	283.51	283.51

BASEMENT AERATION DETAIL

Building / Wing Name	Area (sq.m.)	Ventilation Required	Ventilation Provided	Ventilation Provided
BLOCK A	306.61 Sq.m.	1.00	2.00	2.00

Area & Ventilation Table (Rule 41.)

Building / Wing Name	Area (sq.m.)	Ventilation Required	Ventilation Provided	Ventilation Provided	Ventilation Provided	Ventilation Provided
			Ventilation 1 (Front Side)	Ventilation 2 (Rear Side)	Ventilation 3 (Left Side)	Ventilation 4 (Right Side)
BLOCK A	1198.37	100.00	41.00	20.00	10.00	10.00

CALCULATION FOR PARKING

TOTAL AREA OF THE COMMERCIAL BUILDING (HOTEL) = 1198.37 SQM
NO. OF TOTAL PERSONS REQUIRED PARKING = 1198.37/100 = 11.98 = 12 NOS.
NO. OF CAR PARKING REQUIRED=(NO.OF TOTAL PARKING / 2)=(12/2)=6 NOS. (PROVIDED
AREA OF CAR PARKING REQUIRED = 6 X 2.5 X 5 = 75 SQM (PROVIDED)
AREA OF SCOOTER PARKING REQUIRED=(NO.OF TOTAL PARKING REQ. / 2)=(6/2)=3 NOS.
AREA OF ONE SCOOTER PARKING=1.5X1.5=2.25
AREA OF TOTAL SCOOTER PARKING REQUIRED = 3 X 2.25 = 6.75 SQM. (PROVIDED)
CALCULATION VIDEO PROVIDED DEFINITELY AFTER PROVE PARKING AREA (SHOWN IN DRAWING)

SEPTIC TANK CALCULATION

TOTAL NO. OF PERSONS = 1198.37/100 (1.2 USER PER SQMS PERSONS
SEPTIC TANK CAPACITY = 1.2 X 45 LITRES PER PERSON = 54 LITRES
REQUIRE SIZE FOR 50 PERSONS(MINIMUM) = 6.0 X 3.0
TOTAL SEPTIC TANK VOLUME = 6.0X3.0X1.5 = 27.00CUM.X 1000 = 27000 LTR > REQD. VOL.
OVERALL DIMENSION OF TANK = 6000X3000X1500

WATER TANK CALCULATION

TOTAL NO. OF PERSONS = 1198.37/100 (1.2 USER PER SQMS PERSONS
WATER TANK CAPACITY = 1.2 X 135 LITRES PER PERSON = 162 LITRES
TOTAL WATER REQUIREMENT PER DAY= 48.0 LTR. X 6 DAYS = 288 LPD
WATER TANK VOLUME = 6.0X3.0X1.5 = 27.00CUM.X 1000 = 27000 LTR. > REQD.
WATER TANK OVERALL DIMENSION = 6.0X3.0X1.5=27.00

NOTE:THE TOP FOR FIRE SAFETY PURPOSE = TANK LVL TO BE PROVIDED BELOW SLAB

BRIEF SPECIFICATION

STRUCTURE :– Earthquake Resistant R.C.C. Frame Structure.
FOUNDATION:– R.C.C. M20 (1:1.5:3) Grade Spread Footing/column R.C.C. Foundation.
PLINTH BAND / BEAM :– R.C.C. (1:1.5:3) M20.
SUPERSTRUCTURE :– Brick work in C.M. (1:6) Above Plinth Level.
SUPERSTRUCTURE :– First class Brick work in C.M. (1:6).
SLAB, BEAM & LINTEL :– All R.C.C. frame structure (1:1.5:3) M-20 Grade Concrete.
FLOORING :– Floor tiles/Marbles/Vitrified tiles 8mm base/25mm thick First class Brick Bat Flooring (1:2:4).
DOOR :– All Door frame are of Sal Wood/MS ANGLE FRAME & Panels of 30mm thk. Water Resistant Flush Door.
WINDOW :– All Window are of Aluminium Sliding/Casement frame work.
PLASTERING :– 12mm thk. cement plaster (1:6) on both face of Wall & 8mm thk. C.M. (1:4) in Ceiling.
WALL FINISHING :– (A) Interior wall finish with P.O.P & Primer
(B) Exterior walls of building will be putty finish/ Texture finish as per Specification.
SANITARY/WATER SUPPLY :– All work as per IS Specification & Fittings of ISI Mark.
ANTI-TERMITE :– Treatment to Foundation with.
STEEL :– Fe 415 SDD Grade TMT Bar shall be used.
CEMENT :– F-43/53 Grade cement of standard Brand.
SAND/AGGREGATE :– As per IS specification.
NOTE:
(A) :– All above work shall be done as per IS specification and frame used of IS Mark only.
(B) :– All R.C.C. Structure/Foundation shall be designed after proper soil investigation.
(C) :– All work shall be done in direction/supervision of experienced Engineer.

SCHEDULE OF DOORS & WINDOWS

SYMBOL	SIZE	REMARKS
D1	750X2100	PANNELLED SHUTTER DOOR
D2	900X2100	PANNELLED SHUTTER DOOR
D3	1050X2100	PANNELLED SHUTTER DOOR
D4	1200X2100	PANNELLED SHUTTER DOOR
D5	1500X2100	PANNELLED/GLAZED SHUTTER DOOR
W1	900X1200	GLAZED SHUTTER WINDOW
W2	1500X1200	GLAZED SHUTTER WINDOW
W3	1220X1200	GLAZED SHUTTER WINDOW
V	600X600	GLAZED SHUTTER VENTILATOR

AREA STATEMENT

TOTAL LAND AREA	:	566.56 sqm
AVAILABLE LAND AREA	:	566.51 sqm

AREA		GROSS	FAR
BASEMENT AREA	:	306.61 sqm	11.32 sqm
GROUND FLOOR AREA	:	246.04 sqm	235.62 sqm
FIRST FLOOR AREA	:	251.54 sqm	223.81 sqm
SECOND FLOOR AREA	:	283.51 sqm	242.54 sqm
THIRD FLOOR AREA	:	283.51 sqm	242.54 sqm
FOURTH FLOOR AREA	:	283.51 sqm	242.54 sqm
TOTAL COVERED AREA	:	1655.62 sqm	1198.37 sqm
PLINTH AREA	:	43.59%	
FAR	:	2.11	

TITLE OF DRAWING

DRAWING OF PROPOSED COMMERCIAL BUILDING (HOTEL & RESTAURANT) OF 1. SMT. RINKI RAJGARIA, W/O. SRI VIKASH KUMAR RAJGARIA, 2. SRI SHAMBHU GOYAL S/O. SRI RAMAYAR GOYAL THROUGH ITS POWER OF ATTORNEY 1. SRI VIVEK KUMAR RAJGARIA, S/O SRI NANDLAL RAJGARIA AND 2. SRI RUPESH KUMAR BANSAL S/O SRI RADHEY SHYAM BANSAL (REPRESENTS SVR GROUP OF HOTELS) UNDER MOUZA KURMDIH, MOUZA NO.87 UNDER KHATA NO. 12 (OLD) 140 (NEW), PLOT NO. 1893 (OLD) 2159 (NEW) UNDER P.S. BARWADDA, DIST. DHANBAD IN THE STATE OF JHARKHAND

SIGN. OF OWNER	SIGN. OF ENGINEER

AREA CALCULATION

SN	FLOOR	BLOCK AREA (IN SQM)	CUT OUT (IN SQM)	GROSS BUILT UP AREA (IN SQM)	DEDUCTION IN AREA (IN SQM)							
					STAIRCASE (IN SQM)	LIFT (IN SQM)	LIFT LOBBY (IN SQM)	MULTIPURPOSE (IN SQM)	CLAIMED AREA (IN SQM)	PARKING (IN SQM)	SCANNED / RATHAMAN (IN SQM)	TOT. DED. (IN SQM)
1.	BASEMENT	306.61	0.00	306.61	0.00	8.46	4.00	00.00	00.00			11.32
2.	GROUND FLOOR	246.04	0.00	246.04	11.32	0.00	0.00	00.00	00.00			235.62
3.	FIRST FLOOR	251.54	0.00	251.54	11.32	4.46	9.95	00.00	00.00			223.81
4.	SECOND FLOOR	283.51	0.00	283.51	11.32	4.46	7.26	15.81	00.00			242.54
5.	THIRD FLOOR	283.51	0.00	283.51	11.32	4.46	7.26	15.81	00.00			242.54
6.	FOURTH FLOOR	283.51	0.00	283.51	11.32	4.46	7.26	15.81	00.00			242.54
	TOTAL			1655.62								1198.37

SCHEDULE OF COLUMN & FOUNDATION

SL. NO.	FRAME	DIM.	SIZE	FOUNDATION DIMENSION SIZE L X B X D	SECTION	REINFORCEMENT VERTICAL	RING	CAGE	MIX FOUNDATION L X B W X D1	D2	D3	REMARKS
1.	COLUMN	C1	230X230	1700X1700X2000		4NOS-16ϕ	8MM^L/C	4Ω	1500X1500X300	600	800	RCC M1: M20
2.	COLUMN	C2	230X230	1700X1700X2000		8NOS-16ϕ	8MM^L/C	4Ω	1500X1500X300	600	800	RCC M1: M20
3.	COLUMN	C3	230X300	1700X2000X2000		8NOS-16ϕ	8MM^L/C (2 SETS)	4Ω	1500X1800X300	600	800	RCC M1: M20
3.	COLUMN	C4	230X300	2000X2300X2000		4NOS-20ϕ 8NOS-16ϕ	8MM^L/C (2 SETS)	4Ω	1800X2100X300	600	800	RCC M1: M20
4.	COLUMN	C5	300X300	1800X1800X2000		8NOS-16ϕ	8MM^L/C (2 SETS)	4Ω	1800X1800X300	600	800	RCC M1: M20
5.	COLUMN	C6	300X300	1800X1800X2000		12NOS-16ϕ	8MM^L/C (2 SETS)	4Ω	1800X1800X300	600	800	RCC M1: M20
6.	COLUMN	C7	300X450	1800X2000X2000		4NOS-16ϕ 8NOS-20ϕ	8MM^L/C (2 SETS)	4Ω	1800X1900X300	600	800	RCC M1: M20
7.	COLUMN	C8	300X600	2000X2400X2000		12NOS-20ϕ 2NOS-16ϕ	8MM^L/C (3 SETS) (1 LAC)	4Ω	1800X2200X400	600	800	RCC M1: M20
7.	COLUMN	C9	300X600	2000X2400X2000		4NOS-20ϕ 2NOS-20ϕ	8MM^L/C (3 SETS) (1 LAC)	4Ω	2000X2000X400	600	800	RCC M1: M20

Building A (1)

Floor Name	Total Built Up Area (sq.m.)	Deductions (Area in Sq.m.)					Total Area (sq.m.)	Tax Rate (Rs.)	Total Tax (Rs.)
		Stair	Lift	Lift Lobby	Mumty	Garage			
Basement	306.61	8.46	4.00	00.00	00.00	00.00	294.15	2.00	588.30
Ground Floor	246.04	0.00	0.00	00.00	00.00	00.00	246.04	2.00	492.08
First Floor	251.54	4.46	9.95	00.00	00.00	00.00	237.13	2.00	474.26
Second Floor	283.51	4.46	7.26	15.81	00.00	00.00	255.98	2.00	511.96
Third Floor	283.51	4.46	7.26	15.81	00.00	00.00	255.98	2.00	511.96
Fourth Floor	283.51	4.46	7.26	15.81	00.00	00.00	255.98	2.00	511.96
Total :	1655.62	26.30	36.73	63.24	00.00	00.00	1545.35		3090.70

SCHEDULE OF JOINERY

BUILDING NAME	NAME	LENGTH	HEIGHT	NOS
A (1)	D	0.75	2.10	18
A (1)	D1	0.90	2.10	6
A (1)	D2	1.05	2.10	6
A (1)	D3	1.20	2.10	6
A (1)	D4	1.50	2.10	6
A (1)	D5	1.20	1.20	3
A (1)	W	1.20	1.20	18
A (1)	W1	1.50	1.20	6
A (1)	V	0.60	0.60	18

SCHEDULE OF JOINERY

BUILDING NAME	NAME	LENGTH	HEIGHT	NOS
A (1)	D	0.75	2.10	18
A (1)	D1	0.90	2.10	6
A (1)	D2	1.05	2.10	6
A (1)	D3	1.20	2.10	6
A (1)	D4	1.50	2.10	6
A (1)	D5	1.20	1.20	3
A (1)	W	1.20	1.20	18
A (1)	W1	1.50	1.20	6
A (1)	V	0.60	0.60	18

Balcony Calculations Table

FLOOR	LENGTH	HEIGHT	TOTAL AREA
FIRST FLOOR			
Balcony Opening Area Calculation	2.00 X 1.00 X 1 =	2.00	2.00
	2.00 X 0.90 X 1 =	1.80	
	2.00 X 0.90 X 1 =	1.80	
	2.00 X 0.90 X 1 =	1.80	
	2.00 X 0.90 X 1 =	1.80	
	2.00 X 0.90 X 1 =	1.80	
Total :			10.20

Ventilation Table for Building A (1)

FLOOR NAME	ROOM NAME	ROOM AREA	ROOM PER.	VENTILATION REQUIRED	VENTILATION PROVIDED	VENTILATION PROVIDED
GROUND FLOOR	RESTAURANT	27.00	29.00	1	1	1
	RESTAURANT	27.00	29.00	1	1	1
FIRST FLOOR	HOTEL ROOM	27.00	29.00	1	1	1
	HOTEL ROOM	27.00	29.00	1	1	1
Total :			112.0	4	4	4