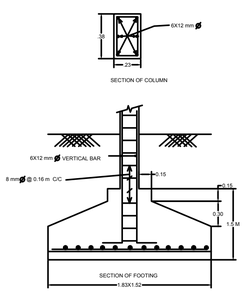

SCALE= 1:3.11

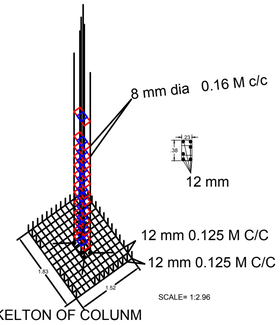

SCALE= 1:2.96

SKELTON OF COLUNM

10 mm dia 08 nos

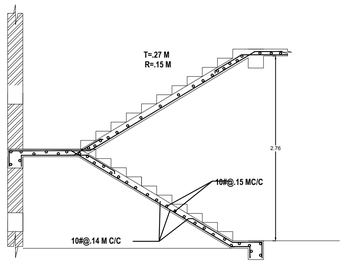

THICKNESS OF WAIST SLAB =.125 M

DETAILS OF STAIR

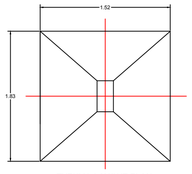

TYPICAL LAYOUT PLAN

FOUNDATION

SCALE= 1:4.67

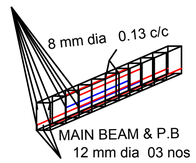

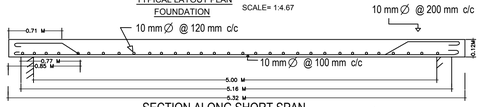

SECTION ALONG SHORT SPAN

SECTION ALONG LONG SPAN

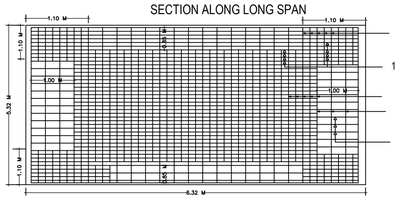

PLAN OF BOTTOM SLAB REINFOCEMENT

SCALE= 1:3.53

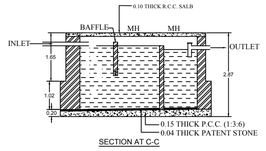

SECTION AT C-C

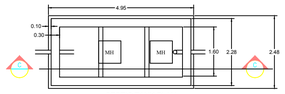

SEPTIC TANK PLAN

SCALE=NTS

SCALE= 1:1.93

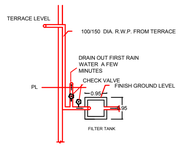

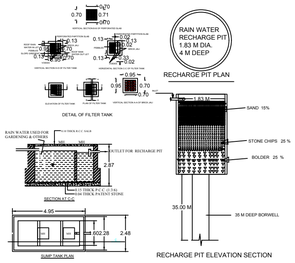

TERRACE RAIN WATER COLLECTION SYSTEM

SCALE= 1:1.93

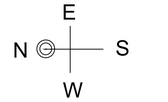

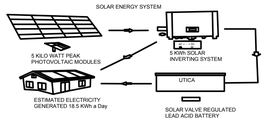

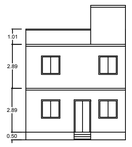

FRONT ELEVETION

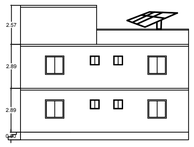

RIGHT SIDE ELEVETION

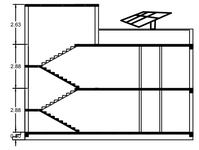

SECTION A - A

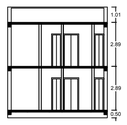

SECTION B - B

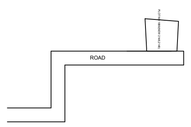

LOCATION PLAN

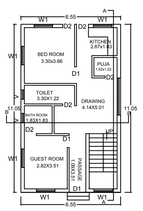

GROUND FLOOR

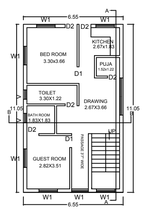

FIRST FLOOR

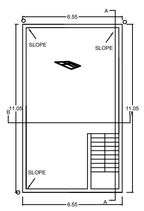

OPEN TERRACE

TRUCK DRIVING TRAINING CENTER

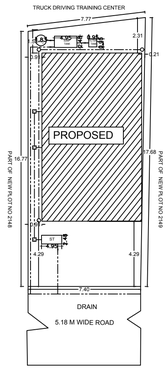

SITE PLAN

BREIF SPECIFICATION

FOUNDATION : 0.152 th. P.C.C. (1: 1.5:3) foundation bed &first class brick work in cement motor(1:6) in foundation.

PLINTH : 0.038 th. D.P.C (1:1.5:3) all around on the plinth level.

FLOORING : 0.038 th. I.P.S./ marble flooring over 0.077 th. P.C.C. (1:3:6)

SUPERSTRUCTURE : First class brick work in cement motor (1:6)

SLAB, BEAM, & LINTEL. All R.C.C. WORK (1:1.5:3)

WOOD WORKS : All doors & window frames of sal wood.

PLASTERING : 0. 125 th. cement plaster (1:6) in both side.

STAIR CASE : RISE - 0.15 , TREAD - 0.27

SCHEDULE

D - 1.218X 2.134 W - 1.219X1.219
D1- 1.091X2.134 V - .0609X0.609
D2 - 0.786X2.134

DETAILS OF AREA

LAND AREA AS PER DEED	133.59	SQM
LAND AREA AVAILABLE	130.16	SQM
GROUND FLOOR AREA (RES.)	72.46	SQM
FIRST FLOOR AREA (RES.)	72.46	SQM
TOTAL COVERED AREA	144.92	SQM
F.A.R	1.11	
% OF PLINTH AREA	55.66 %	

TITLE OF DRAWING

PLAN FOR PROPOSED (RES.) BUILDING DRAWING OF (1) SMT SHILA DEVI W/O SRI RAM SEWAK BARNWAL, UNDER MOUZA KURMIDIH , NO 87 , KHATA NO 42,(NEW 108), PLOT NO 1889(NEW 2148,2149), P.S GOBINDPUR(BARWADA) , DIST. DHANBAD

SIGNATURE OF OWNER

SIGNATURE OF ENGINEER