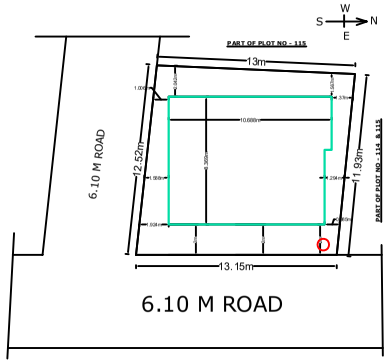

SITE PLAN

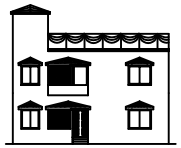

FRONT ELEVATION

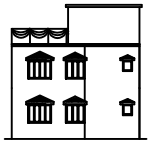

LEFT SIDE ELEVATION

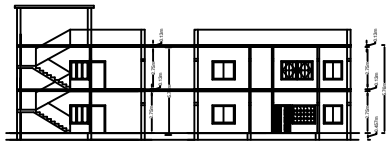

SECTION ON = X-X

SECTION ON = Y-Y

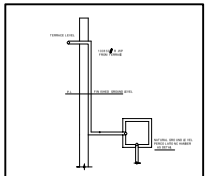

ROOF TOP RAIN WATER COLLECTION SYSTEM
SCALE - 1= 200

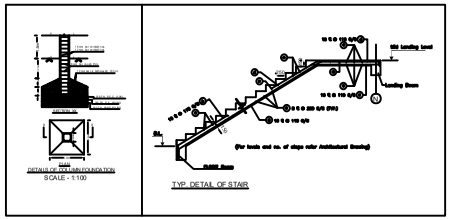

DETAILS OF COLUMN FOUNDATION
SCALE - 1:100

TYP. DETAIL OF STAIR

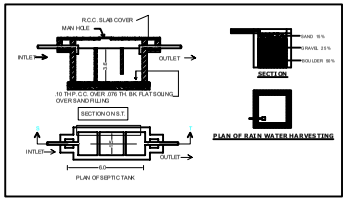

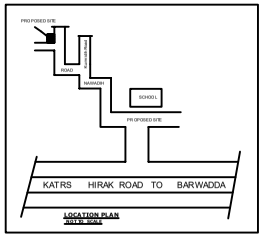

LOCATION PLAN
SCALE - NONE

KEY PLAN

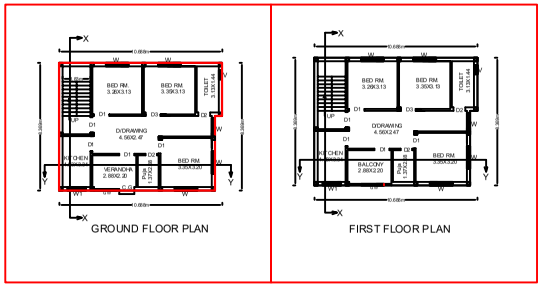

GROUND FLOOR PLAN

FIRST FLOOR PLAN

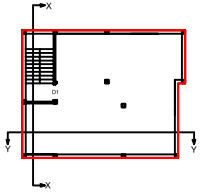

TERRACE FLOOR PLAN

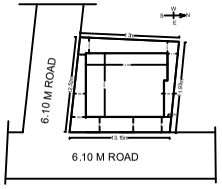

SITE PLAN

SPECIFICATIONS

FOUNDATION	R.C.C. PILE FOUNDATION AS IS TR DESIGNER
SUPER STRUCT	1:5T. CLASS BK. WORK IN 1:6 C.M. UPTO CEILING
R.C.C. WORK	SLAB, LINTEL, BEAMS TMIRGA SE WITH PROPER REINFORCEMENT
ROOFING	10TH . LIME TERRAIO NO OVER 10TH R.C.C. ROOF SLAB
FLOORING	I.P.S. FLOORING OVER 15TH. DRY PRAMED KHOA OVER 0FETH. BK. FLAT SOLING OVER SAND FILING
WOOD WORK	SAL WOOD PROVIDED DOORS & WINDOWS CHOUKHAT AND TEAK WOOD SHUTTER.
PLASTER	.012 TH C. M. PLASER BOTH SIDE OF THE WALLS
FINISHING	TWO COAT WHITE WASH IN & OUT SIDE OF THE WALLS

SCHEDULE OF DOORS & WINDOWS

SL.NO	TYPE	SIZE	SILL LVL	LINTEL LVL	DISCRIPTION
1	D	1.09X2.13	0.00	2.13	S.S.P. DOOR
2	D1	.91X2.13	0.00	2.13	S.S.P. DOOR
3	D2	.76X2.13	0.00	2.13	S.S.P. DOOR
4	W	1.49X1.35	.90	2.25	FULLY GLASS
5	W1	.91X1.22	.95	2.15	FULLY GLASS

AREA CALCULATION

AS PER DEED AREA ——— 176 . 58 SQM.
AS PER SITE PLOT AREA ——— 159 . 25 SQM.

GROUND FLOOR B. U. AREA ——— 87 . 19 SQM.
FIRST FLOOR B. U. AREA ——— 87 . 19 SQM.
TOTAL PILINTH AREA ——— 174 . 38 SQM.

% OF PLINTH ——————— 54. 75 %

F. A. R. ——————— 1 . 10

TITAL OF DRAWING

PLAN OF THE PROPOSED RESIDENTIAL BUILDING OF SMT. PRIYANKA SINGH W.O SRIUPENDAR KUMAR SINGH ON PART OF C.S PLOT NO -(OLD - 211 & 215 , NEW - 115 & 114) UNDER KHATA NO - (OLD - 63 & 32 , NEW - 121 & 14) IN MOUZA NO - 02, NAWADH IN THE DISTRICT OF DHANBAD

SIGNATURE. OF OWNER

SIGNATUAR OF ENGINEER