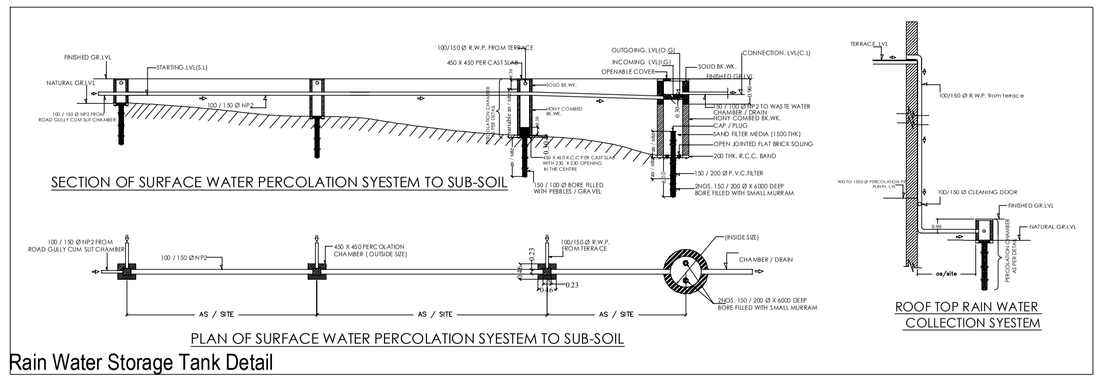

Rain Water Storage Tank Detail

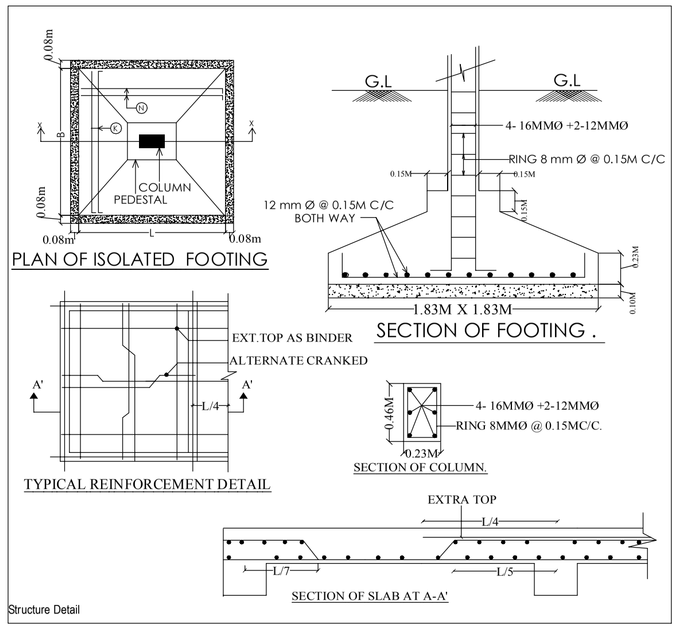

Structure Detail

SCHEDULE OF DOOR & WINDOW

TYPE	WIDTH	HT.	SILL	DESCRIPTION
D	1.07	2.13	0	WOODEN FLUSH DOOR
D1	0.99	2.13	0	WOODEN FLUSH DOOR
D2	0.76	2.13	0	WOODEN FLUSH DOOR
W	1.52	1.52	0.61	GLAZED WINDOW
W1	1.22	1.52	0.61	GLAZED WINDOW
V	0.76	0.61	1.52	GLAZED VENTILATOR

LAND AREA CALCULATION

S.NO:	LENGHT	WIDTH	AREA in smt
01	15.24MT.	10.97MT.	167.18 smt
	TOTAL		167.18 smt

GROUND FLOOR AREA CALCULATION

S.NO:	LENGHT	WIDTH	AREA in smt
01	13.11MT.	7.44MT.	97.58 smt.
	TOTAL		97.58 smt.

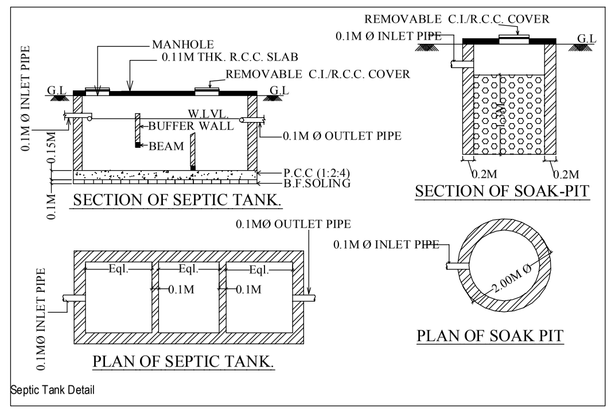

Septic Tank Detail

SCHEDULE FOR DRAINAGE PLAN

NOTIFICATION	DISCRIPTION
	INSPECTION CHAMBER
	RECHARGE PIT
	RAIN WATER PIPE
	OVERFLOW OUTLET FOR RECHARGE PIT
	OVERFLOW OUTLET FOR SEPTIC TANK
	SOAK PIT
	DRAIN PIPELINE LAYOUT

COLCULATION FOR WATER TANK
CONSIDERING FOR 15 PERSONS = 15 X 135 = 2025 LTS.
APROVIDED = 5,000 LTS.

COLCULATION FOR SEPTIC TANK
CONSIDERING FOR 15 PERSONS = 15 X0.083 = 1.245 CUM
APROVIDED = 2.78X1.06X1.5 =4.4202 CUM

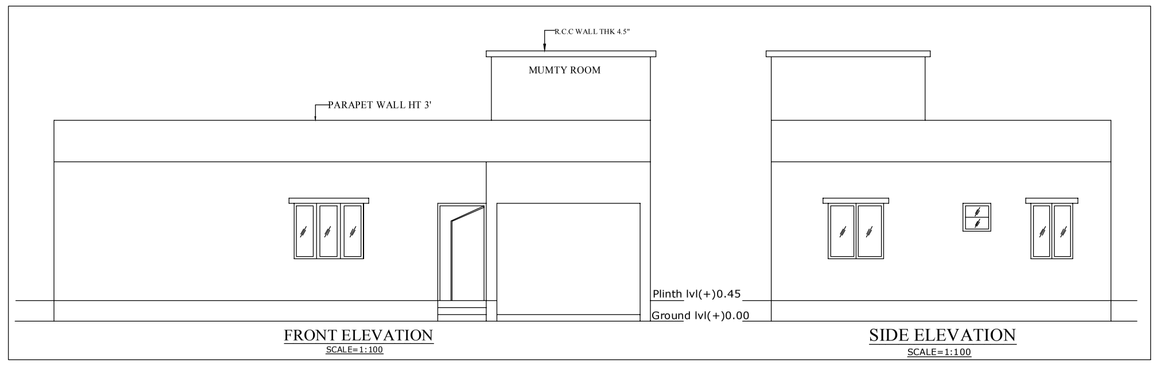

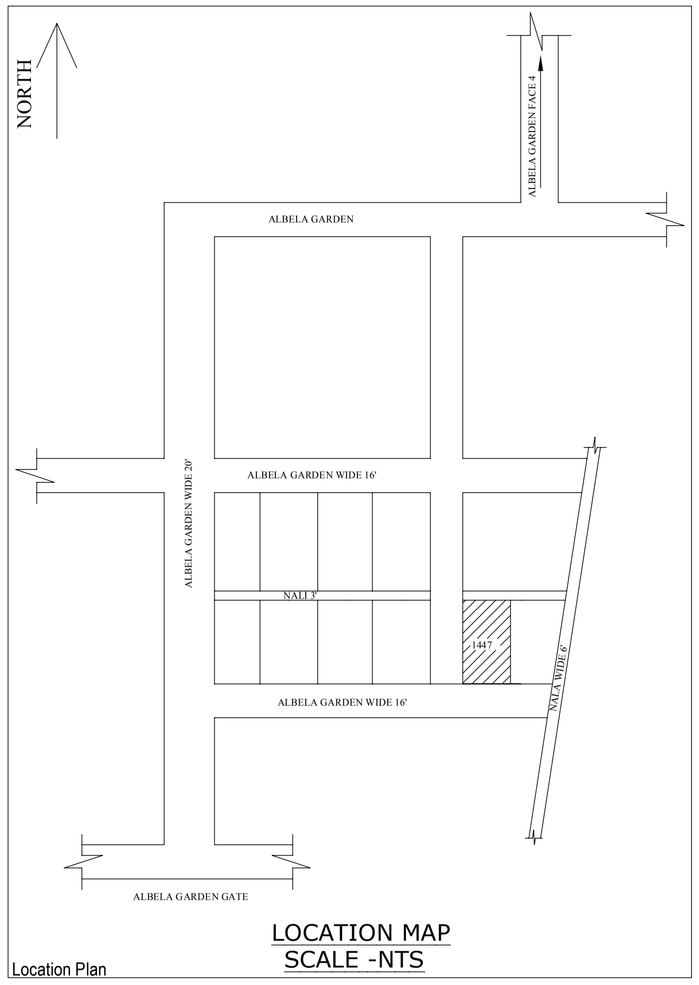

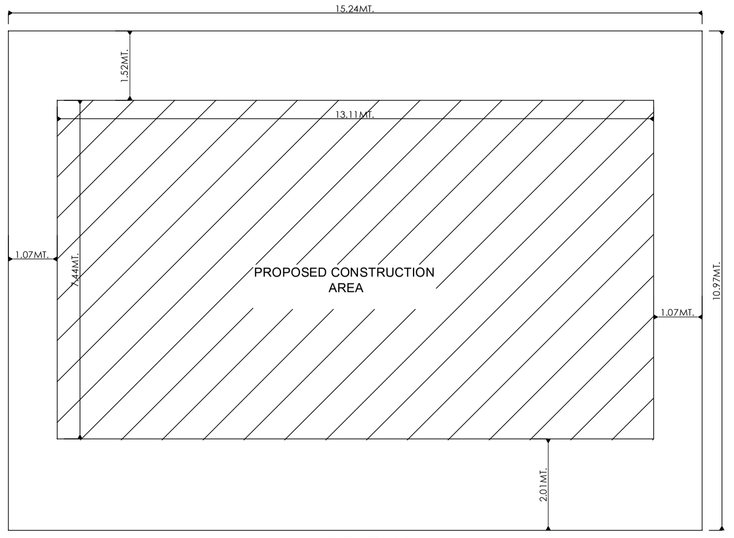

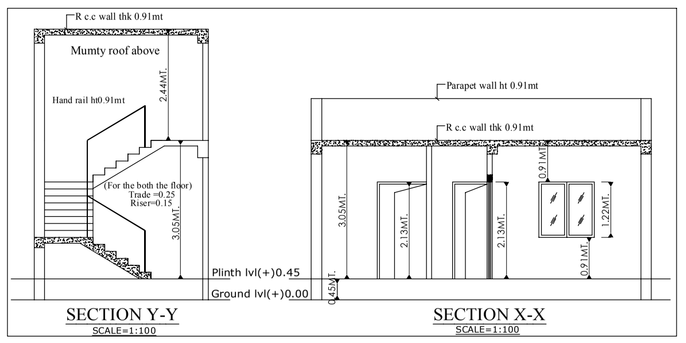

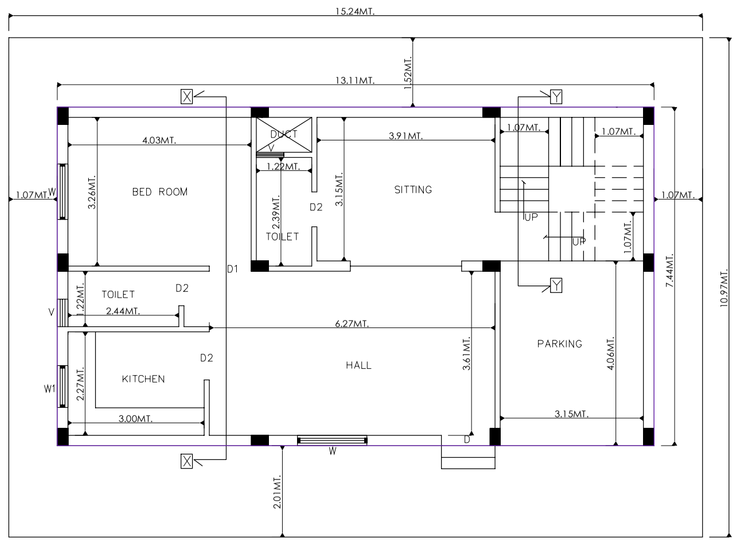

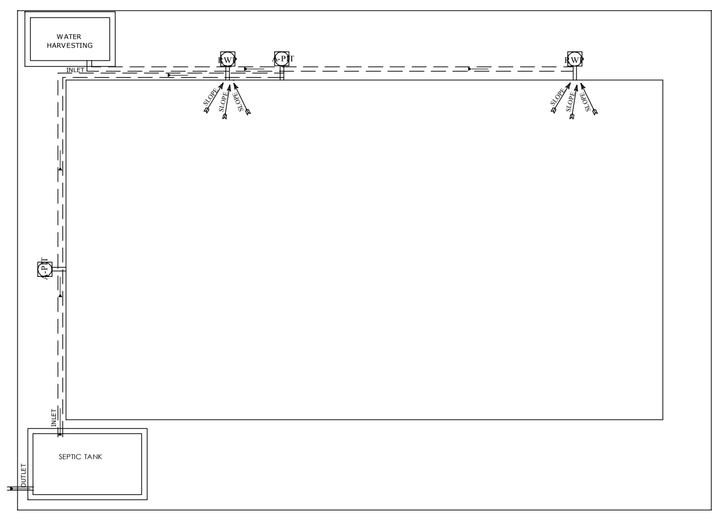

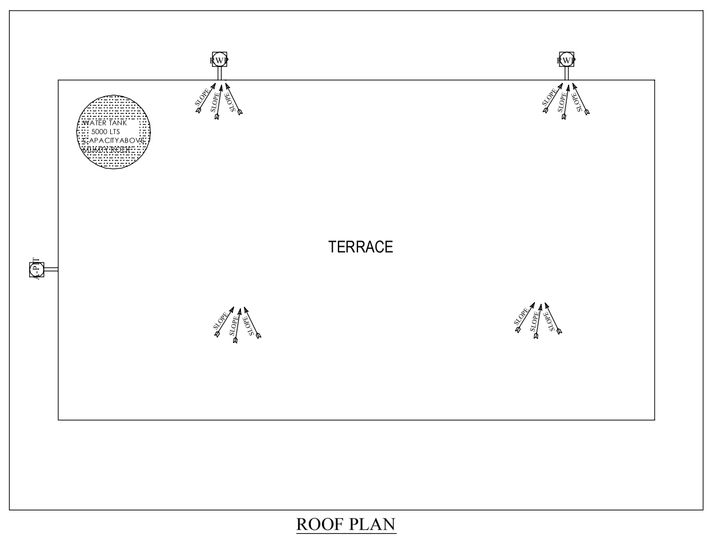

PROPOSED RESIDENTIAL BUILDING PLAN FOR

LAND OWNER	SIGNATURE
MRS. FARHAT JAHAN W/O: MOHAMMAD GHALIB MALLICK	

DETAILS OF PLOT :-
PLOT NO:-1447
KHATA NO :-313
MOUZA :- CHANDIL
WARD NO :- 21
THANA NO:- 332, P.S:- CHANDIL
DISTRICT :- SERAIKELA, JHARKHAND

CONTENTS :-

* SITE PLAN	* TERRACE PLAN
* GROUND FLOOR PLAN	* FRONT ELEVATION
* FIRST FLOOR PLAN	* SIDE ELEVATION
* SECOND FLOOR PLAN	* SECTION "X-X"
* DRAINAGE PLAN	* SECTION "Y-Y"
* GROUND COVERAGE	* LOCATION MAP
* CALCULATION	* PART MOUZA PLAN
* F.A.R. CALCULATION	

SH. NO 1/1

PLANNER